


High Brightness LED Power Module



RoHS
COMPLIANT
HALOGEN
FREE
GREEN
(5-2008)

FEATURES

- Metal core PCB: Al > 1 thickness
- Single side/single layer PCB
- Shiny white surface
- 6 or 12 LEDs, max. current per LED 1 A
- Prepared to divide in half strips also, by cutting
- Conductive top layer: Cu (min. 18 μ m)
- Isolation layer prepreg (100 μ m)
- ESD withstand voltage: Up to 2 kV according to JESD22-A114-B
- Color binning
- LM80 certified LEDs
- Material categorization: For definitions of compliance please see www.vishay.com/doc?99912

APPLICATIONS

- Automotive internal lighting
- Internal lighting in buildings
- Tunnel lights
- Reading lamp, table lamp
- General lighting application

DESCRIPTION

VLPC1201A2, VLPC1201A2J and VLPC0601A2 are metal core based high brightness LED power modules assembled with 6 or 12 white LED's. Color temperature range of 5000 K to 7000 K.

The VLPC1201A2J has 12 units in row, while the VLPC1201A2 can be divided in 2 strips 6 LED's each by sawing or driven as 2 x 6 LED's.

PRODUCT GROUP AND PACKAGE DATA

- Product group: LED
- Package: LED module
- Product series: power
- Angle of half intensity: $\pm 80^\circ$

PARTS TABLE

PART	COLOR	LUMINOUS FLUX (at $I_F = 700$ mA typ.)	COLOR TEMPERATURE K	TECHNOLOGY
VLPC0601A2	Cool white	$\Phi_V = 1050$ lm	5000 to 7000	InGaN
VLPC1201A2	Cool white	$\Phi_V = 2 \times 1050$ lm	5000 to 7000	InGaN
VLPC1201A2J	Cool white	$\Phi_V = 2100$ lm	5000 to 7000	InGaN

ABSOLUTE MAXIMUM RATINGS ($T_{amb} = 25^\circ\text{C}$, unless otherwise specified) VLPC0601A2, VLPC1201A2, VLPC1201A2J

PARAMETER	TEST CONDITION	PART	SYMBOL	VALUE	UNIT
Forward current			I_F	700	mA
Power dissipation	Total	VLPC0601A2	P_{tot}	16.1	W
		VLPC1201A2	P_{tot}	32.2	W
		VLPC1201A2J	P_{tot}	32.2	W
Junction temperature			T_j	120	$^\circ\text{C}$
Operating temperature range			T_{amb}	- 40 to + 85	$^\circ\text{C}$
Storage temperature range			T_{stg}	- 40 to + 85	$^\circ\text{C}$
Decomposition temperature of PCB (for cable assembly)	3 x 10 s		T_D	350	$^\circ\text{C}$

**OPTICAL AND ELECTRICAL CHARACTERISTICS** ($T_{amb} = 25\text{ }^{\circ}\text{C}$, unless otherwise specified)
VLPC0601A2, COOL WHITE

PARAMETER	TEST CONDITION	SYMBOL	MIN.	TYP.	MAX.	UNIT
Luminous flux total ⁽¹⁾	$I_F = 700\text{ mA}$	Φ_V	860	1050	-	lm
Color temperature	$I_F = 700\text{ mA}$	TK	5000	-	7000	K
Forward voltage	$I_F = 700\text{ mA}$	V_F	19	21	23	V
Temperature coefficient of V_F	$I_F = 350\text{ mA}$	TC_{VF}	-	- 21	-	mV/K
Temperature coefficient of Φ_V	$I_F = 350\text{ mA}$	$TC\Phi_V$	-	- 0.4	-	%/K

Notes

- Forward voltages are tested at a current pulse duration of 1 ms and a tolerance of $\pm 0.1\text{ V}$. Luminous flux is measured at a current pulse duration of 25 ms and an accuracy of $\pm 11\%$.
- ⁽¹⁾ Calculated based on single LED unit.

OPTICAL AND ELECTRICAL CHARACTERISTICS ($T_{amb} = 25\text{ }^{\circ}\text{C}$, unless otherwise specified)
VLPC1201A2J, COOL WHITE

PARAMETER	TEST CONDITION	SYMBOL	MIN.	TYP.	MAX.	UNIT
Luminous flux total ⁽¹⁾	$I_F = 700\text{ mA}$	Φ_V	1720	2100	-	lm
Color temperature	$I_F = 700\text{ mA}$	TK	5000	-	7000	K
Forward voltage	$I_F = 700\text{ mA}$	V_F	38	42	46	V
Temperature coefficient of V_F	$I_F = 350\text{ mA}$	TC_{VF}	-	- 40	-	mV/K
Temperature coefficient of Φ_V	$I_F = 350\text{ mA}$	$TC\Phi_V$	-	- 0.4	-	%/K

Notes

- Forward voltages are tested at a current pulse duration of 1 ms and a tolerance of $\pm 0.1\text{ V}$. Luminous flux is measured at a current pulse duration of 25 ms and an accuracy of $\pm 11\%$.
- ⁽¹⁾ Calculated based on single LED unit.

OPTICAL AND ELECTRICAL CHARACTERISTICS ($T_{amb} = 25\text{ }^{\circ}\text{C}$, unless otherwise specified)
VLPC1201A2, COOL WHITE

PARAMETER	TEST CONDITION	SYMBOL	MIN.	TYP.	MAX.	UNIT
Luminous flux total ⁽¹⁾	$I_F = 700\text{ mA}$	Φ_V	2 x 860	2 x 1050	-	lm
Color temperature	$I_F = 700\text{ mA}$	TK	5000	-	7000	K
Forward voltage per 6 LEDs	$I_F = 700\text{ mA}$	V_F	19	21	23	V
Temperature coefficient of V_F per 6 LEDs	$I_F = 350\text{ mA}$	TC_{VF}	-	- 20	-	mV/K
Temperature coefficient of Φ_V	$I_F = 350\text{ mA}$	$TC\Phi_V$	-	- 0.4	-	%/K

Notes

- Forward voltages are tested at a current pulse duration of 1 ms and a tolerance of $\pm 0.1\text{ V}$. Luminous flux is measured at a current pulse duration of 25 ms and an accuracy of $\pm 11\%$.
- ⁽¹⁾ Calculated based on single LED unit.



COLOR RANGE AND COLOR BINNING

VLPC0601A2; VLPC1201A2: 5000 K to 7000 K group 6P to 7R

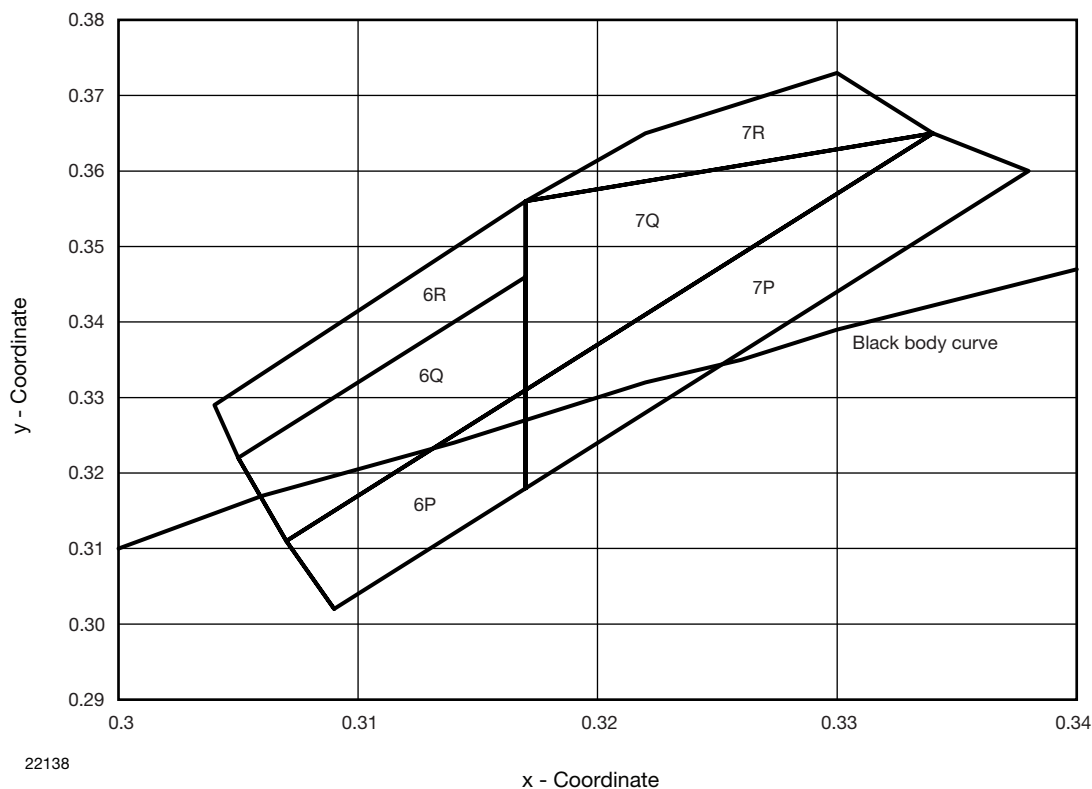
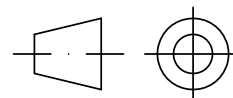
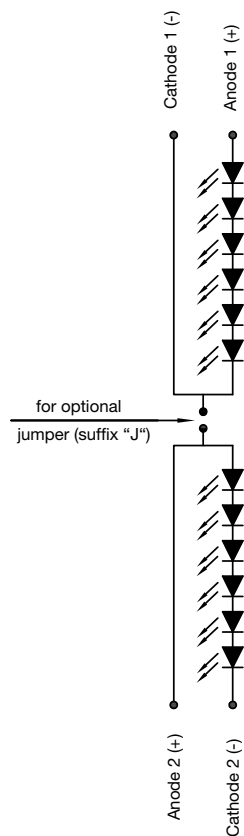
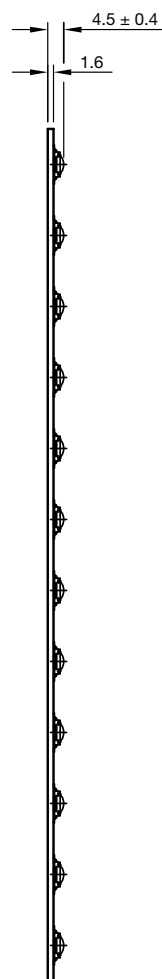
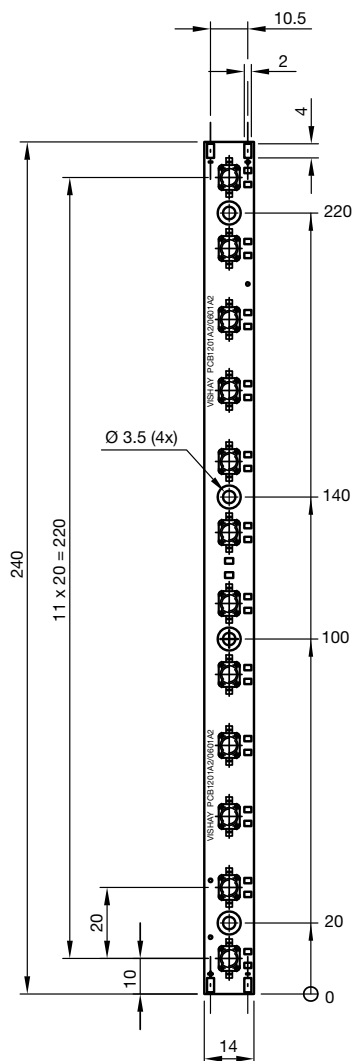


Fig. 1 - Chromaticity Coordinates of Colorgroups

CHROMATICITY COORDINATED GROUPS FOR COOL WHITE SMD LED										
GROUP	X	Y		GROUP	X	Y		GROUP	X	Y
6P	0.309	0.302		6Q	0.307	0.311		6R	0.305	0.322
	0.307	0.311			0.305	0.322			0.304	0.329
	0.317	0.331			0.317	0.346			0.317	0.356
	0.317	0.318			0.317	0.331			0.317	0.346
7P	0.317	0.318		7Q	0.317	0.331		7R	0.317	0.356
	0.317	0.331			0.317	0.356			0.322	0.365
	0.334	0.365			0.334	0.365			0.330	0.373
	0.338	0.360			0.317	0.331			0.334	0.365

PCB BASIC DESIGN DIMENSIONS in millimeters



technical drawings
according to DIN
specifications

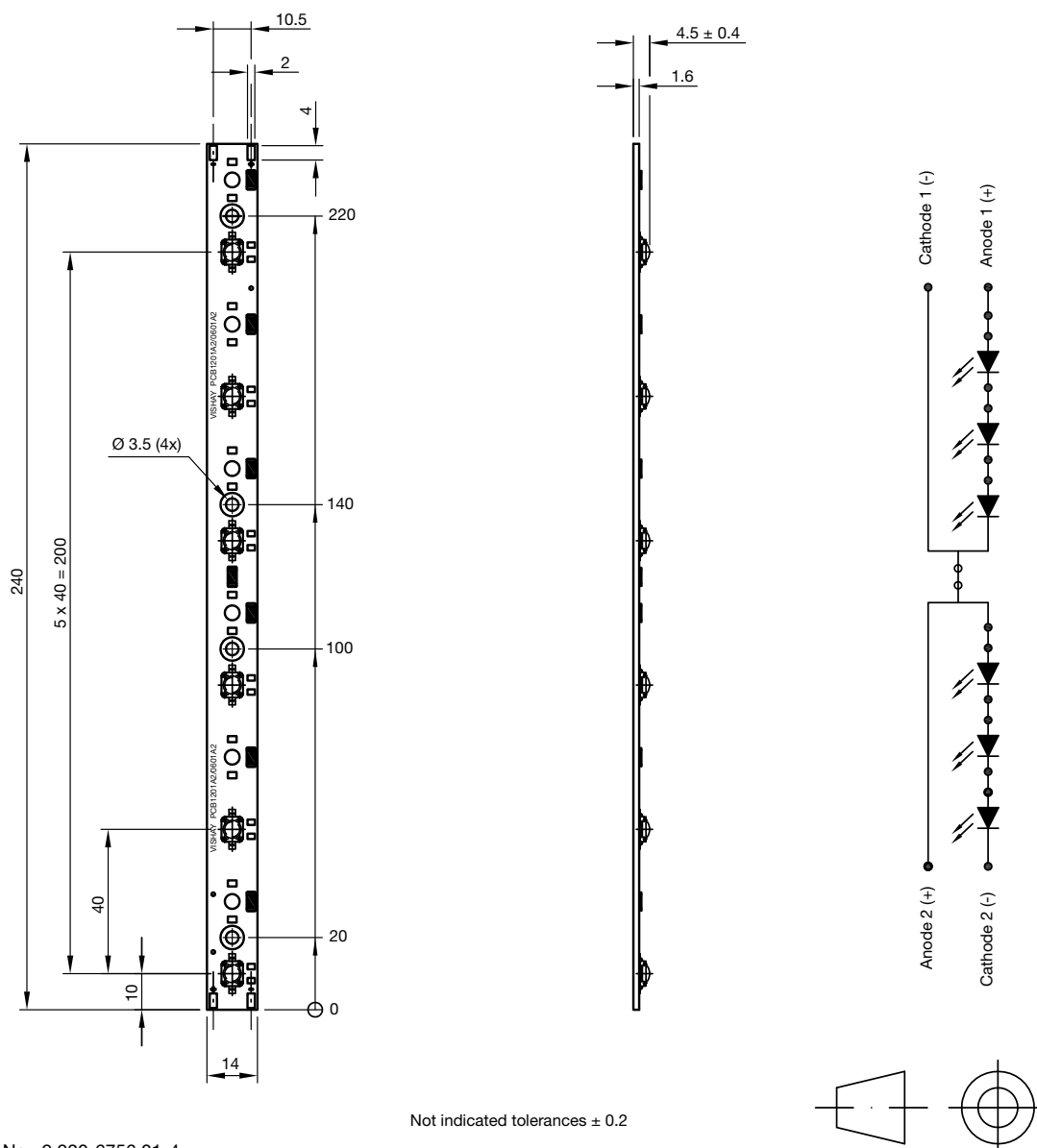
Drawing-No.: 9.920-6754.01-4

Issue: 1 ; 02.11.10

22435

Not indicated tolerances ± 0.2

PCB BASIC DESIGN DIMENSIONS in millimeters



Drawing-No.: 9.920-6756.01-4
Issue: 1 ; 02.11.10
22436

technical drawings
according to DIN
specifications

PCB CHARACTERISTICS

- Metal core PCB: Al (minimum 1000 μm - thickness)
- Prepreg minimum 63 μm
- Conductive pattern Cu minimum 18 μm
- Free of burrs
- Compliant to RoHS Directive 2002/95/EC
- Halogen-free according to IEC 61249-2-21 definition
- Solder resist on top side
- Shiny white surface (glossy-white Taiyo-PSR 2000)
- Galvanic of solder pads and backside pure matte Sn (0.8 μm to 1.2 μm)
- Assembled with 6 or 12 high brightness power LEDs. LED position accuracy ± 0.3

EMISSION CHARACTERISTIC

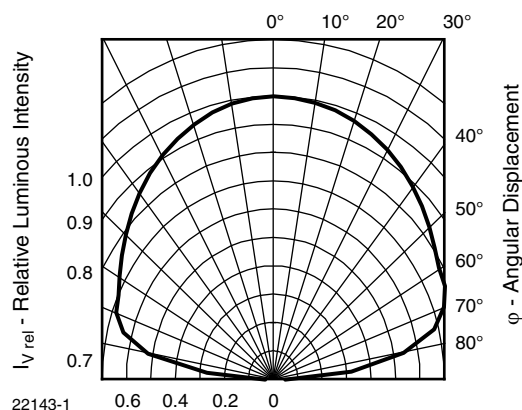
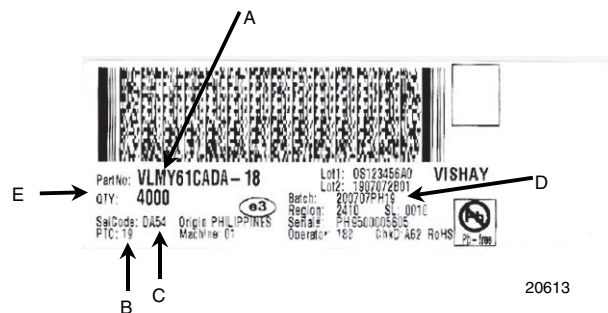


Fig. 2 - Rel. Luminous Intensity vs. Angular Displacement

BAR CODE PRODUCT LABEL



- A. Type of component
- B. Manufacturing plant
- C. SEL - selection code (bin):
X = color group
- D. Batch:
200707 = year 2007, week 07
PH19 = plant code
- E. Total quantity

Note

- 32 PCB's per box, minimum order quantity 32



Disclaimer

ALL PRODUCT, PRODUCT SPECIFICATIONS AND DATA ARE SUBJECT TO CHANGE WITHOUT NOTICE TO IMPROVE RELIABILITY, FUNCTION OR DESIGN OR OTHERWISE.

Vishay Intertechnology, Inc., its affiliates, agents, and employees, and all persons acting on its or their behalf (collectively, "Vishay"), disclaim any and all liability for any errors, inaccuracies or incompleteness contained in any datasheet or in any other disclosure relating to any product.

Vishay makes no warranty, representation or guarantee regarding the suitability of the products for any particular purpose or the continuing production of any product. To the maximum extent permitted by applicable law, Vishay disclaims (i) any and all liability arising out of the application or use of any product, (ii) any and all liability, including without limitation special, consequential or incidental damages, and (iii) any and all implied warranties, including warranties of fitness for particular purpose, non-infringement and merchantability.

Statements regarding the suitability of products for certain types of applications are based on Vishay's knowledge of typical requirements that are often placed on Vishay products in generic applications. Such statements are not binding statements about the suitability of products for a particular application. It is the customer's responsibility to validate that a particular product with the properties described in the product specification is suitable for use in a particular application. Parameters provided in datasheets and/or specifications may vary in different applications and performance may vary over time. All operating parameters, including typical parameters, must be validated for each customer application by the customer's technical experts. Product specifications do not expand or otherwise modify Vishay's terms and conditions of purchase, including but not limited to the warranty expressed therein.

Except as expressly indicated in writing, Vishay products are not designed for use in medical, life-saving, or life-sustaining applications or for any other application in which the failure of the Vishay product could result in personal injury or death. Customers using or selling Vishay products not expressly indicated for use in such applications do so at their own risk. Please contact authorized Vishay personnel to obtain written terms and conditions regarding products designed for such applications.

No license, express or implied, by estoppel or otherwise, to any intellectual property rights is granted by this document or by any conduct of Vishay. Product names and markings noted herein may be trademarks of their respective owners.

Material Category Policy

Vishay Intertechnology, Inc. hereby certifies that all its products that are identified as RoHS-Compliant fulfill the definitions and restrictions defined under Directive 2011/65/EU of The European Parliament and of the Council of June 8, 2011 on the restriction of the use of certain hazardous substances in electrical and electronic equipment (EEE) - recast, unless otherwise specified as non-compliant.

Please note that some Vishay documentation may still make reference to RoHS Directive 2002/95/EC. We confirm that all the products identified as being compliant to Directive 2002/95/EC conform to Directive 2011/65/EU.

Vishay Intertechnology, Inc. hereby certifies that all its products that are identified as Halogen-Free follow Halogen-Free requirements as per JEDEC JS709A standards. Please note that some Vishay documentation may still make reference to the IEC 61249-2-21 definition. We confirm that all the products identified as being compliant to IEC 61249-2-21 conform to JEDEC JS709A standards.

AMEYA360

Components Supply Platform

Authorized Distribution Brand :



Website :

Welcome to visit www.ameya360.com

Contact Us :

➤ Address :

401 Building No.5, JiuGe Business Center, Lane 2301, Yishan Rd
Minhang District, Shanghai , China

➤ Sales :

Direct +86 (21) 6401-6692

Email amall@ameya360.com

QQ 800077892

Skype ameyasales1 ameyasales2

➤ Customer Service :

Email service@ameya360.com

➤ Partnership :

Tel +86 (21) 64016692-8333

Email mkt@ameya360.com