

Description

- High Density, high current/low voltage applications
- Foil technology that adds higher reliability factor over the traditional magnet wire used for higher frequency circuit designs
- Current range from 78.0 to 33.8 Amps
- Inductance range from 0.50uH to 6.52uH
- Ferrite core material



Applications

- Next generation microprocessors
- Energy storage applications
- DC-DC converters
- Computers

Environmental Data

- Storage temperature range: -40°C to +125°C
- Operating ambient temperature range: -40°C to +85°C
- Solder reflow temperature: +260°C max. for 10 seconds max.

Packaging

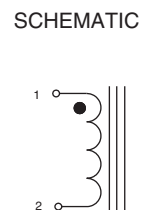
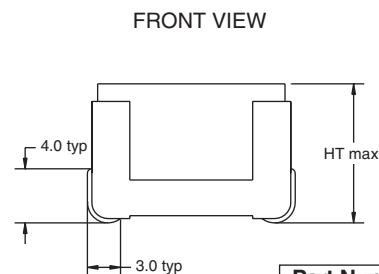
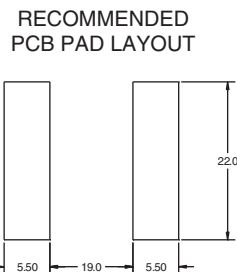
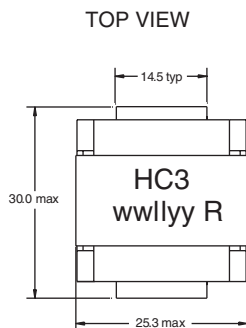
- Supplied in bulk packaging, 24 parts per tray

Part Number	Rated Inductance μH	OCL (1) nominal $\pm 20\% \mu\text{H}$	I _{rms} (2) Amperes (Typ.)	I _{sat} (3) Amperes (Typ.)	DCR (m Ω) max. @ 20°C	Volts (4) μSec (μS) (ref.)
HC3-R50-R	0.50	0.50	78.00	120	0.42	17.33
HC3-1R0-R	1.0	1.05	78.00	78	0.42	17.33
HC3-2R2-R	2.2	2.05	55.50	60	0.70	26.01
HC3-3R3-R	3.3	3.63	42.45	46	1.20	34.65
HC3-4R7-R	4.7	4.98	33.80	38	2.17	43.30
HC3-5R6-R	5.6	5.68	33.80	34.5	2.17	43.30
HC3-6R0-R	6.0	6.52	33.80	30.0	2.17	43.30

- 1) Test Parameters: 300kHz, 0.25 Vrms
- 2) DC current for approximately ΔT of 40°C without core loss
De-rating is necessary for AC currents. PCB layout, trace thickness and width, air flow and proximity of other heat generating components will affect temperature rise. It is recommended that the temperature of the part not exceed 125°C under worst case conditions verified in the end application.
- 3) Peak current for approximately 30% rolloff (@20°C)
- 4) Applied Volt-Time product (V- μS) across the inductor. This value represents the applied V- μS at 300kHz necessary to generate a core loss equal to 10% of the total losses for a 40°C temperature rise.

Part number definition:
 HC3-XXX-R
 HC3 = Product code and size
 XXX = Inductance value in uH.
 R = Decimal point. If no R is present, third character = # of zeros
 -R suffix indicates RoHS compliant

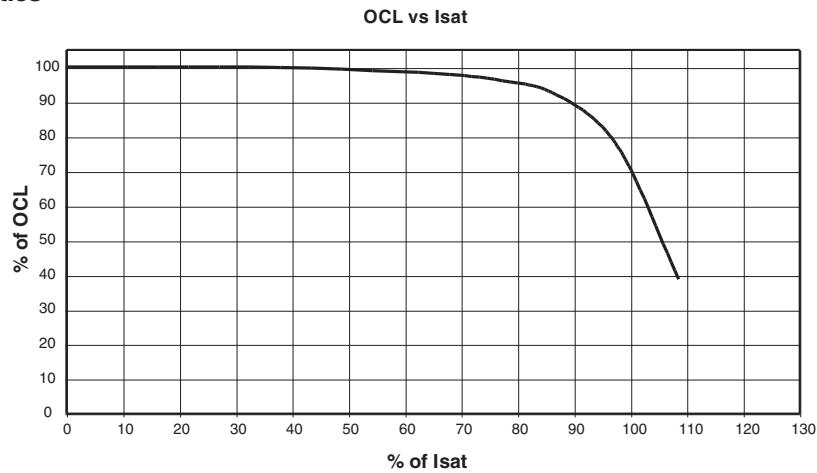
Mechanical Diagrams



wwllly = Date code R = Revision level

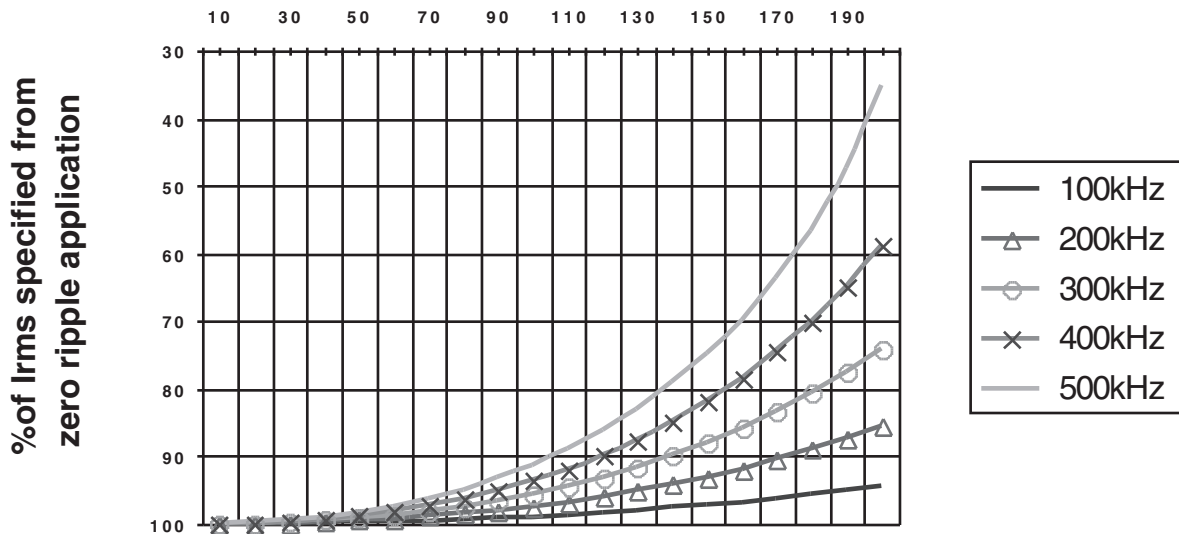
Part Number	Height max
HC3-R50-R	18.0
HC3-1R0-R	17.5
HC3-2R2-R	17.5
HC3-3R3-R	17.5
HC3-4R7-R	17.5
HC3-5R6-R	17.5
HC3-6R0-R	17.5

Inductance Characteristics



Core Loss

Irms DERATING WITH CORE LOSS for HC3
% Applied Volt-u Seconds



AMEYA360

Components Supply Platform

Authorized Distribution Brand :



Website :

Welcome to visit www.ameya360.com

Contact Us :

➤ Address :

401 Building No.5, JiuGe Business Center, Lane 2301, Yishan Rd
Minhang District, Shanghai , China

➤ Sales :

Direct +86 (21) 6401-6692

Email amall@ameya360.com

QQ 800077892

Skype [ameyasales1](#) [ameyasales2](#)

➤ Customer Service :

Email service@ameya360.com

➤ Partnership :

Tel +86 (21) 64016692-8333

Email mkt@ameya360.com