


3M™ Pin Strip Header

2 mm × 2 mm Solder Tail Straight & Right Angle, Surface Mount Straight

1512 Series



- Mates with a variety of dual row 2 mm board mount and wire mount sockets
- High temperature insulator compatible with lead-free solder processes
- Extensive pin count availability from 4 to 80 positions
- Available with vacuum cap in tape and reel packaging for automatic placement
- Minimizes use of PC board space
- End and side stackable design
- RoHS Compliant. See the Regulatory Information Appendix (RIA) in the “RoHS Compliance” section of www.3Mconnectors.com for compliance information (RIA E1 & C1 apply)

Date Modified: January 14, 2013

TS-0808-H
Sheet 1 of 4

Physical

Insulation:

Material: Glass-filled LCP

Flammability: UL 94V-0

Color: Black

Contact:

Material: Copper Alloy

Plating:

Underplating: 50 μ" [1.27 μm] Nickel

Wiping Area: 30 μ" [0.76 μm] Gold Avg.

Solder Tails: 200-300 μ" [5.08-7.62 μm] Matte Tin

Marking: None

Electrical

Current Rating: 3.50 A, 1 Line Powered

1.75 A, 6 Adjacent Lines Powered

1.00 A, All Lines Powered

Rating Conditions: EIA-364-070 Method 2, 30°C maximum temperature rise, 20% derated. Reference appropriate 3M Product Specification for detailed current derating curves.

Insulation Resistance: $> 1 \times 10^9 \Omega$ at 250 V_{DC}

Withstanding Voltage: 500 V_{RMS} at Sea Level

Environmental

Temperature Rating: -55°C to +105°C

Process Rating: Maximum 260°C (per J-STD-020C)

Moisture Sensitivity Level: 1 (per J-STD-020C)

UL File No.: E68080



Electronic Solutions Division
Interconnect Solutions
<http://www.3Mconnectors.com>

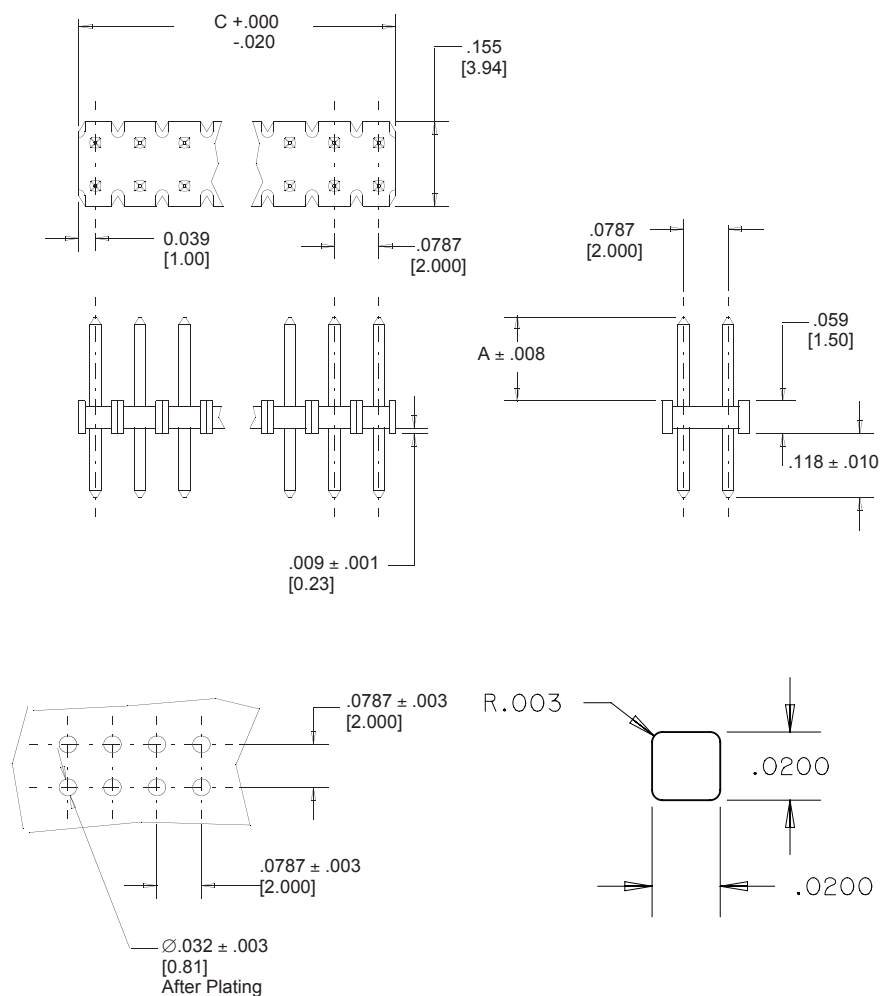
3M is a trademark of 3M Company.
For technical, sales or ordering information call
800-225-5373

3M™ Pin Strip Header

2 mm × 2 mm Solder Tail Straight & Right Angle, Surface Mount Straight

1512 Series

Straight



Recommended Mounting Hole Pattern

Pin Cross Section

Contact Quantity	Dimension C
04	0.157 [4.0]
06	0.236 [6.0]
08	0.315 [8.0]
10	0.394 [10.0]
12	0.472 [12.0]
14	0.551 [14.0]
16	0.63 [16.0]
18	0.709 [18.0]
20	0.787 [20.0]
22	0.866 [22.0]
24	0.945 [24.0]
26	1.024 [26.0]
28	1.102 [28.0]
30	1.181 [30.0]
32	1.26 [32.0]
34	1.339 [34.0]
36	1.417 [36.0]
38	1.496 [38.0]
40	1.575 [40.0]
42	1.654 [42.0]
44	1.732 [44.0]
46	1.811 [46.0]
48	1.89 [48.0]
50	1.969 [50.0]
52	2.047 [52.0]
54	2.126 [54.0]
56	2.205 [56.0]
58	2.283 [58.0]
60	2.362 [60.0]
80	3.15 [80.0]

mm
[Inch]

Tolerance Unless Noted

	in.	mm
0.X	-	±0.5
0.XX	±0.01	±0.25
0.XXX	±0.005	±0.13

[] Dimensions for Reference Only



Ordering Information

1512XX-8X22-RB (RIA E1 & C1 Apply)

Contact Quantity
(See Table 1)

Pin Length
Dim 'A'
3 = .130"
4 = .152"

TS-0808-H
Sheet 2 of 4



Electronic Solutions Division
Interconnect Solutions
<http://www.3Mconnectors.com>

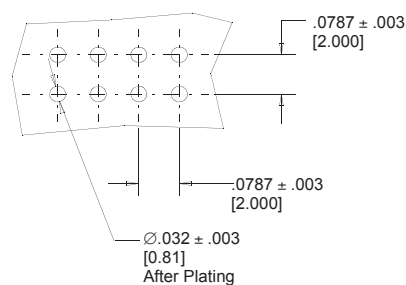
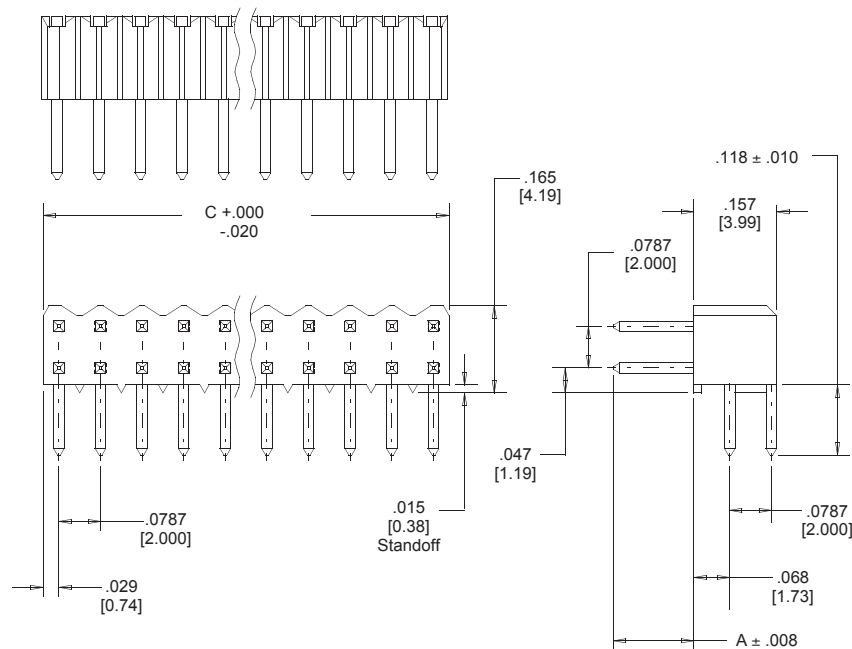
3M is a trademark of 3M Company.
For technical, sales or ordering information call
800-225-5373

3M™ Pin Strip Header

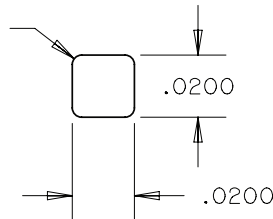
2 mm × 2 mm Solder Tail Straight & Right Angle, Surface Mount Straight

1512 Series

Right Angle



Recommended
Mounting Hole Pattern



Pin Cross Section

Contact Quantity	Dimension C
04	0.157 [4.0]
06	0.236 [6.0]
08	0.315 [8.0]
10	0.394 [10.0]
12	0.472 [12.0]
14	0.551 [14.0]
16	0.63 [16.0]
18	0.709 [18.0]
20	0.787 [20.0]
22	0.866 [22.0]
24	0.945 [24.0]
26	1.024 [26.0]
28	1.102 [28.0]
30	1.181 [30.0]
32	1.26 [32.0]
34	1.339 [34.0]
36	1.417 [36.0]
38	1.496 [38.0]
40	1.575 [40.0]
42	1.654 [42.0]
44	1.732 [44.0]
46	1.811 [46.0]
48	1.89 [48.0]
50	1.969 [50.0]
52	2.047 [52.0]
54	2.126 [54.0]
56	2.205 [56.0]
58	2.283 [58.0]
60	2.362 [60.0]
80	3.15 [80.0]

mm
[Inch]

Tolerance Unless Noted		
	in.	mm
0.X	-	± 0.5
0.XX	± 0.01	± 0.25
0.XXX	± 0.005	± 0.13

[] Dimensions for Reference Only



Ordering Information

1512XX-7X22-RB (RIA E1 & C1 Apply)

Contact Quantity
(See Table 1)

Pin Length
Dim 'A'
3 = .130"
4 = .152"

TS-0808-H
Sheet 3 of 4



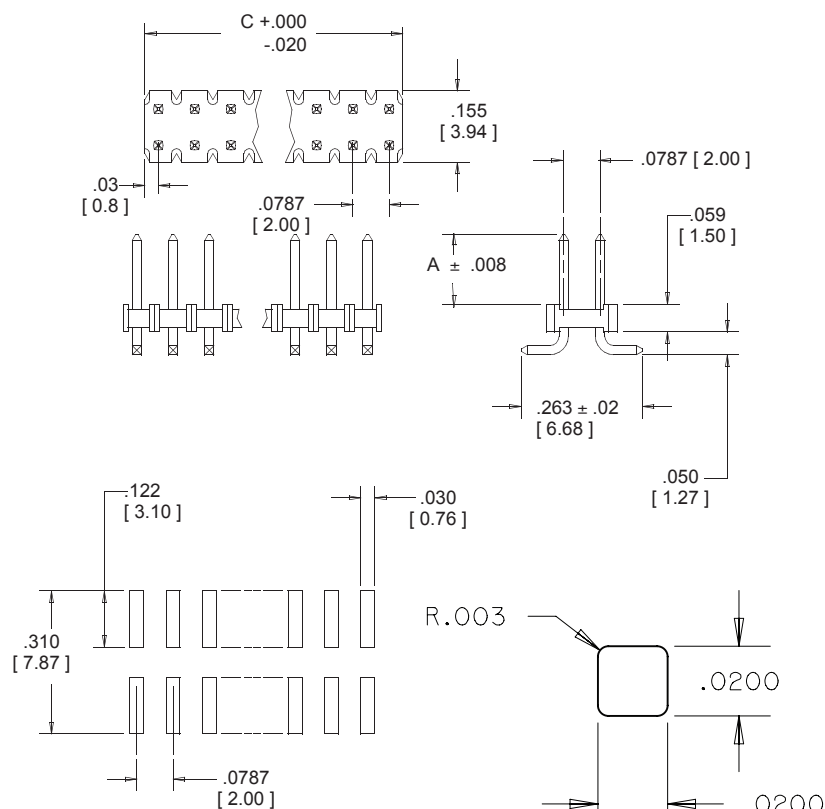
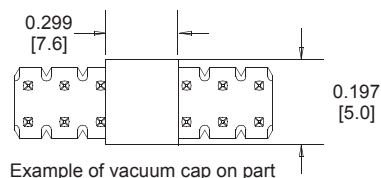
Electronic Solutions Division
Interconnect Solutions
<http://www.3Mconnectors.com>

3M is a trademark of 3M Company.
For technical, sales or ordering information call
800-225-5373

3M™ Pin Strip Header

2 mm × 2 mm Solder Tail Straight & Right Angle, Surface Mount Straight

1512 Series



Recommended PCB Pad Layout

Pin Cross Section



Contact Quantity	Dimension C	Tape Width	Order Code
04	0.157 [4.0]	n/a	n/a
06	0.236 [6.0]	n/a	n/a
08	0.315 [8.0]	24 mm	WB
10	0.394 [10.0]	24 mm	WC
12	0.472 [12.0]	24 mm	WC
14	0.551 [14.0]	24 mm	WC
16	0.63 [16.0]	24 mm	WC
18	0.709 [18.0]	32 mm	WC
20	0.787 [20.0]	32 mm	WC
22	0.866 [22.0]	44 mm	WD
24	0.945 [24.0]	44 mm	WD
26	1.024 [26.0]	44 mm	WD
28	1.102 [28.0]	44 mm	WD
30	1.181 [30.0]	44 mm	WD
32	1.26 [32.0]	56 mm	WE
34	1.339 [34.0]	56 mm	WE
36	1.417 [36.0]	56 mm	WE
38	1.496 [38.0]	56 mm	WE
40	1.575 [40.0]	56 mm	WE
42	1.654 [42.0]	56 mm	WE
44	1.732 [44.0]	72 mm	WF
46	1.811 [46.0]	72 mm	WF
48	1.89 [48.0]	72 mm	WF
50	1.969 [50.0]	72 mm	WF
52	2.047 [52.0]	72 mm	WF
54	2.126 [54.0]	72 mm	WF
56	2.205 [56.0]	72 mm	WF
58	2.283 [58.0]	88 mm	WG
60	2.362 [60.0]	88 mm	WG
80	3.15 [80.0]	n/a	n/a

Notes: 1. Tape & reel include vacuum pick-up cap for pick n place handling equipment.
2. Parts in tray packaging are supplied without vacuum cap.

mm [Inch]		
Tolerance Unless Noted		
	in.	mm
0.X	-	±0.5
0.XX	±0.01	±0.25
0.XXX	±0.005	±0.13

[] Dimensions for Reference Only

Ordering Information

1512XX-2X20-RB-XX (RIA E1 & C1 Apply)

Contact Quantity
(See Table 1)

Pin Length
Dim 'A'
3 = .130"
4 = .152"

Packaging suffix:
Blank = Tray Packaging
WX = Tape & Reel Packaging
(see table 1)

TS-0808-H
Sheet 4 of 4



Electronic Solutions Division
Interconnect Solutions
<http://www.3Mconnectors.com>

3M is a trademark of 3M Company.
For technical, sales or ordering information call
800-225-5373

3M is a trademark of 3M Company.

Important Notice

All statements, technical information, and recommendations related to 3M's products are based on information believed to be reliable, but the accuracy or completeness is not guaranteed. Before using this product, you must evaluate it and determine if it is suitable for your intended application. You assume all risks and liability associated with such use. Any statements related to the product which are not contained in 3M's current publications, or any contrary statements contained on your purchase order shall have no force or effect unless expressly agreed upon, in writing, by an authorized officer of 3M.

Warranty; Limited Remedy; Limited Liability.

This product will be free from defects in material and manufacture for a period of one (1) year from the time of purchase. **3M MAKES NO OTHER WARRANTIES INCLUDING, BUT NOT LIMITED TO, ANY IMPLIED WARRANTY OF MERCHANTABILITY OR FITNESS FOR A PARTICULAR PURPOSE.** If this product is defective within the warranty period stated above, your exclusive remedy shall be, at 3M's option, to replace or repair the 3M product or refund the purchase price of the 3M product. **Except where prohibited by law, 3M will not be liable for any indirect, special, incidental or consequential loss or damage arising from this 3M product, regardless of the legal theory asserted.**



3M Electronics Solutions Division

6801 River Place Blvd.
Austin, TX 78726-9000
U.S.A.
1-800-225-5373
www.3m.com/interconnects

Please recycle. Printed in USA.
© 3M 2012. All rights reserved.
RIA-2217B-E

AMEYA360

Components Supply Platform

Authorized Distribution Brand :



Website :

Welcome to visit www.ameya360.com

Contact Us :

➤ Address :

401 Building No.5, JiuGe Business Center, Lane 2301, Yishan Rd
Minhang District, Shanghai , China

➤ Sales :

Direct +86 (21) 6401-6692

Email amall@ameya360.com

QQ 800077892

Skype ameyasales1 ameyasales2

➤ Customer Service :

Email service@ameya360.com

➤ Partnership :

Tel +86 (21) 64016692-8333

Email mkt@ameya360.com