



# mikroTFT

Breakout board for 320 x 240 px TFT Touch Screen provided with screw holes which simplify integration.



# TO OUR VALUED CUSTOMERS

I want to express my thanks to you for being interested in our products and for having confidence in MikroElektronika.

The primary aim of our company is to design and produce high quality electronic products and to constantly improve the performance thereof in order to better suit your needs.

A stylized, handwritten signature in black ink, consisting of a large 'C' followed by several loops and a long horizontal stroke extending to the right.

Nebojsa Matic  
General Manager

# Table of Contents

Introduction to mikroTFT .....	4
mikromedia form factor .....	5
Schematic .....	6
Dimensions .....	7
Disclaimer .....	9

# Introduction to mikroTFT

The mikroTFT board contains 2.8" TFT color display **MI0283QT-9A** with 320 x 240 pixel resolution. Display is driven by **ILI9341** display controller, capable of showing advanced graphical content. Each pixel can display 262K different colors. TFT display is covered with a **resistive touch panel** which can be used as input device. For further connectivity **two 1x26 side headers** are provided. The board can be used as a development tool, but can also be integrated into a final device. **Mounting holes** (Ø 2.29 mm) provided in each corner enable easier integration.



# mikromedia™ form factor

**Figure 1:**  
**mikromedia**  
**for PIC32**  
**development**  
**board**



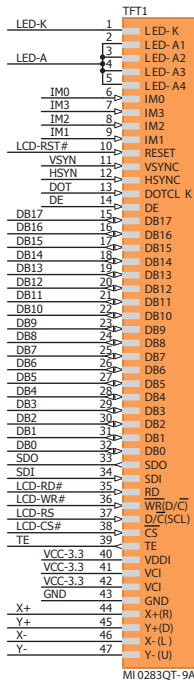
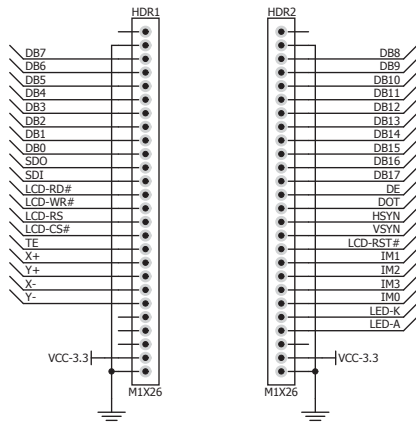
**Figure 2:**  
**mikroTFT**  
**display**  
**board**



The **mikroTFT board** is designed in the same form factor as MikroElektronika's **mikromedia boards**. It allows you to use mikroTFT while developing your prototype, and to easily switch to mikromedia board later on. This compatibility allows you to plan integration features in

advance. Whichever solution you choose - either a full-featured development board such as mikromedia, or a custom made controller board with mikroTFT as your touch screen - you can have the same front panel and same integration features to take care of.

# Schematic



TFT COLOR DISPLAY 320x240

# Dimensions

## Legend

— mm

— mils

## Pad hole size

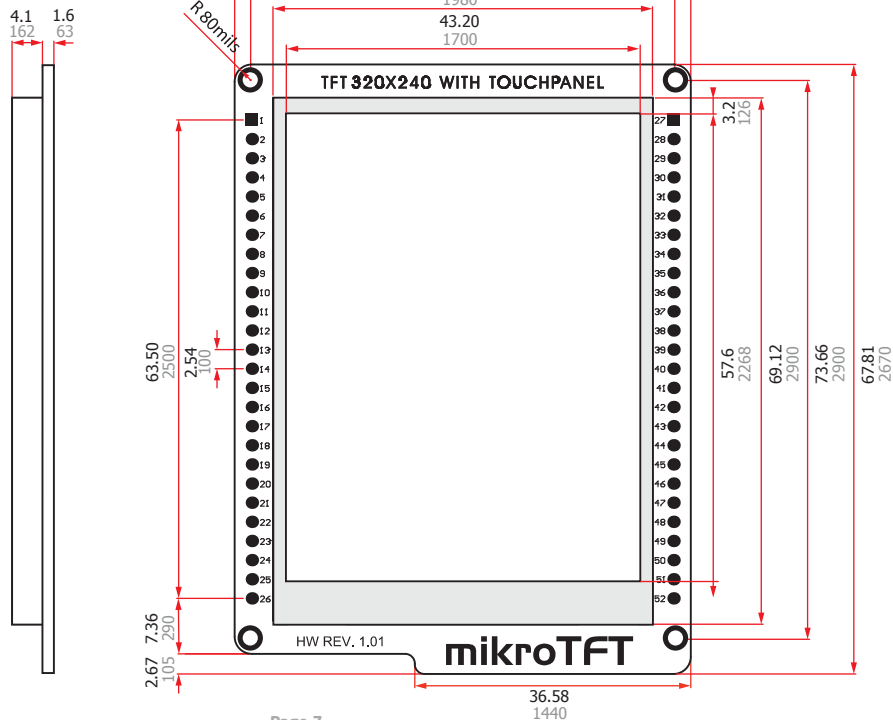
Ø 1.14 mm

Ø 45 mils

## Mounting hole size

Ø 2 mm

Ø 80 mils



**Notes:**



## DISCLAIMER

All the products owned by MikroElektronika are protected by copyright law and international copyright treaty. Therefore, this manual is to be treated as any other copyright material. No part of this manual, including product and software described herein, may be reproduced, stored in a retrieval system, translated or transmitted in any form or by any means, without the prior written permission of MikroElektronika. The manual PDF edition can be printed for private or local use, but not for distribution. Any modification of this manual is prohibited.

MikroElektronika provides this manual 'as is' without warranty of any kind, either expressed or implied, including, but not limited to, the implied warranties or conditions of merchantability or fitness for a particular purpose.

MikroElektronika shall assume no responsibility or liability for any errors, omissions and inaccuracies that may appear in this manual. In no event shall MikroElektronika, its directors, officers, employees or distributors be liable for any indirect, specific, incidental or consequential damages (including damages for loss of business profits and business information, business interruption or any other pecuniary loss) arising out of the use of this manual or product, even if MikroElektronika has been advised of the possibility of such damages. MikroElektronika reserves the right to change information contained in this manual at any time without prior notice, if necessary.

## HIGH RISK ACTIVITIES

The products of MikroElektronika are not fault - tolerant nor designed, manufactured or intended for use or resale as on - line control equipment in hazardous environments requiring fail - safe performance, such as in the operation of nuclear facilities, aircraft navigation or communication systems, air traffic control, direct life support machines or weapons systems in which the failure of Software could lead directly to death, personal injury or severe physical or environmental damage ('High Risk Activities'). MikroElektronika and its suppliers specifically disclaim any expressed or implied warranty of fitness for High Risk Activities.

## TRADEMARKS

The MikroElektronika name and logo, the MikroElektronika logo and mikromedia™ are trademarks of MikroElektronika. All other trademarks mentioned herein are property of their respective companies. All other product and corporate names appearing in this manual may or may not be registered trademarks or copyrights of their respective companies, and are only used for identification or explanation and to the owners' benefit, with no intent to infringe.

Copyright © MikroElektronika, 2013, All Rights Reserved.



If you want to learn more about our products, please visit our website at [www.mikroe.com](http://www.mikroe.com)

If you are experiencing some problems with any of our products or just need additional information, please place your ticket at [www.mikroe.com/esupport](http://www.mikroe.com/esupport)

If you have any questions, comments or business proposals,  
do not hesitate to contact us at [office@mikroe.com](mailto:office@mikroe.com)

mikroTFT Manual  
ver. 1.01



# AMEYA360

## Components Supply Platform

Authorized Distribution Brand :



Website :

Welcome to visit [www.ameya360.com](http://www.ameya360.com)

Contact Us :

➤ Address :

401 Building No.5, JiuGe Business Center, Lane 2301, Yishan Rd  
Minhang District, Shanghai , China

➤ Sales :

Direct +86 (21) 6401-6692

Email [amall@ameya360.com](mailto:amall@ameya360.com)

QQ 800077892

Skype ameyasales1 ameyasales2

➤ Customer Service :

Email [service@ameya360.com](mailto:service@ameya360.com)

➤ Partnership :

Tel +86 (21) 64016692-8333

Email [mkt@ameya360.com](mailto:mkt@ameya360.com)