


3M™ Serial Attached SCSI (SAS) Connector

Straddle Mount Plug

SBH Series



- 3.0 Gbps input/output connector for HDD
- Two contact mating levels for early-mate and late-break allows "blind mating" or "hot swap" applications
- Meets SFF-8482 Specification
- Meets SAS Specification, SAS-1.1
- RoHS* compliant

Date Modified: June 21, 2006

TS-2179-01
Sheet 1 of 3

Physical

Insulation

Material: High Temperature Thermoplastic
Flammability: UL 94V-0
Color: Black

Contact

Material: Copper Alloy

Plating

Underplating: 50 - 80 μ " [1.27 - 2.03 μ m] Nickel
Wiping Area: 30 - 40 μ " [0.76 - 1.02 μ m] Gold
Solder Tails: 100 - 200 μ " [2.54 - 5.08 μ m] Tin

Marking 3M Logo

Electrical

Current Rating: Power Pin: 1.5 A
Signal Pin: 500 mA

Insulation Resistance: 10^3 M Ω min.

Withstanding Voltage: 500 VAC at sea level

Environmental

Operating Temperature: 0°C to +55°C

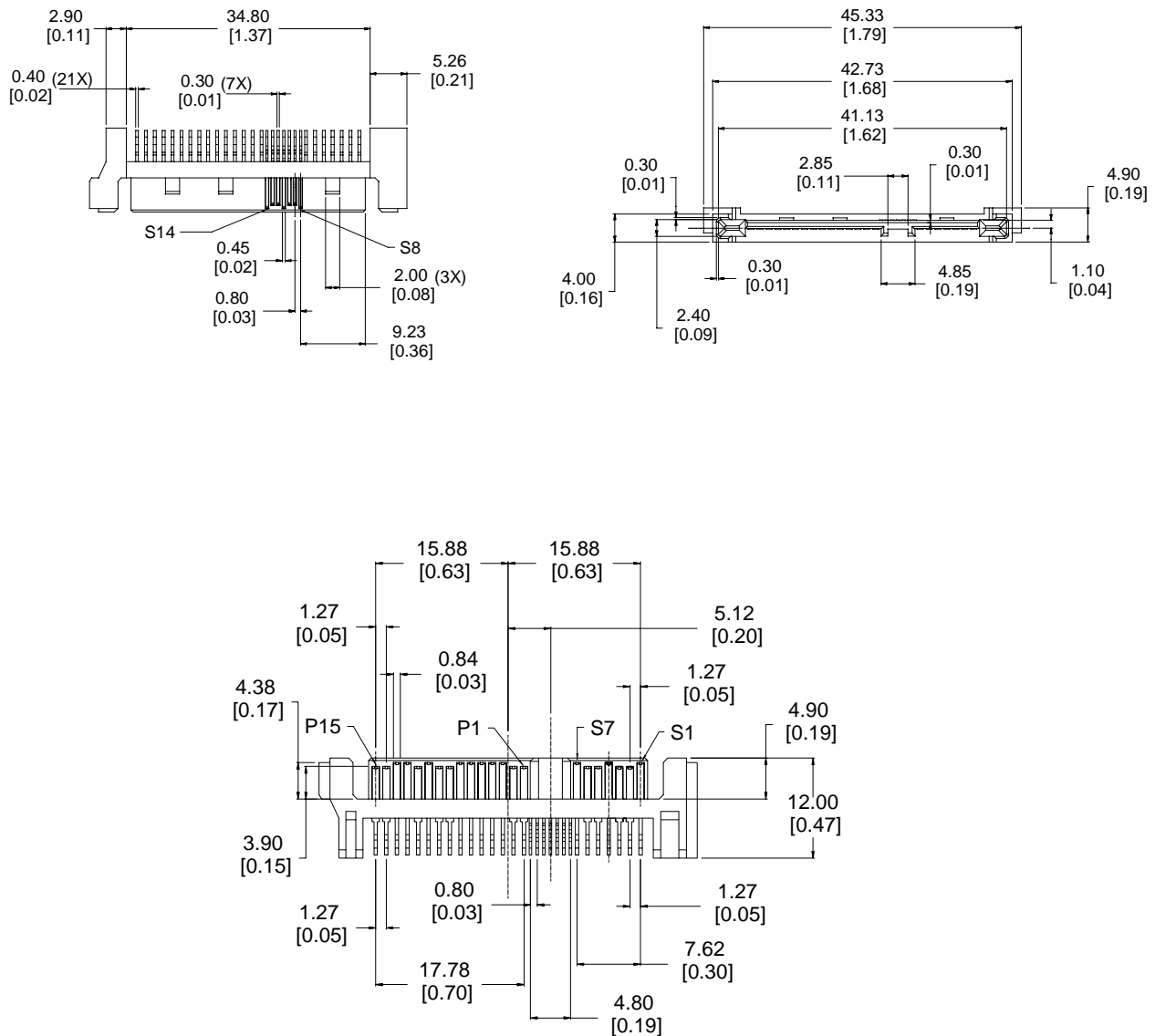
Non-Operating Temperature: -40°C to +85°C

*RoHS = Directive 2002/95/EC, Restriction of the Use of Certain Hazardous Substances in Electrical and Electronic Equipment
"RoHS compliant" means that the product or part does not contain any of the following substances in excess of the following maximum concentration values in any homogeneous material, unless the substance is in an application that is exempt under RoHS: (a) 0.1% (by weight) for lead, mercury, hexavalent chromium, polybrominated biphenyls or polybrominated diphenyl ethers; or (b) 0.01% (by weight) for cadmium. Unless otherwise stated by 3M in writing, this information represents 3M's knowledge and belief based upon information provided by third party suppliers to 3M.

3M™ Serial Attached SCSI (SAS) Connector

Straddle Mount Plug

SBH Series



CONNECTOR PIN ASSIGNMENT

S1 - GROUND	S8 - GROUND	P1 - 3.3 V	P8 - 5 V
S2 - A +	S9 - A +	P2 - 3.3 V	P9 - 5 V
S3 - A -	S10 - A -	P3 - 3.3 V	P10 - GROUND
S4 - GROUND	S11 - GROUND	P4 - GROUND	P11 - GROUND
S5 - B -	S12 - B -	P5 - GROUND	P12 - GROUND
S6 - B +	S13 - B +	P6 - GROUND	P13 - 12 V
S7 - GROUND	S14 - GROUND	P7 - 5 V	P14 - 12 V
		P15 - 12 V	

mm
[Inch]

Tolerance Unless Noted			
	.0	.00	.000
mm	± .3	± .25	± .127

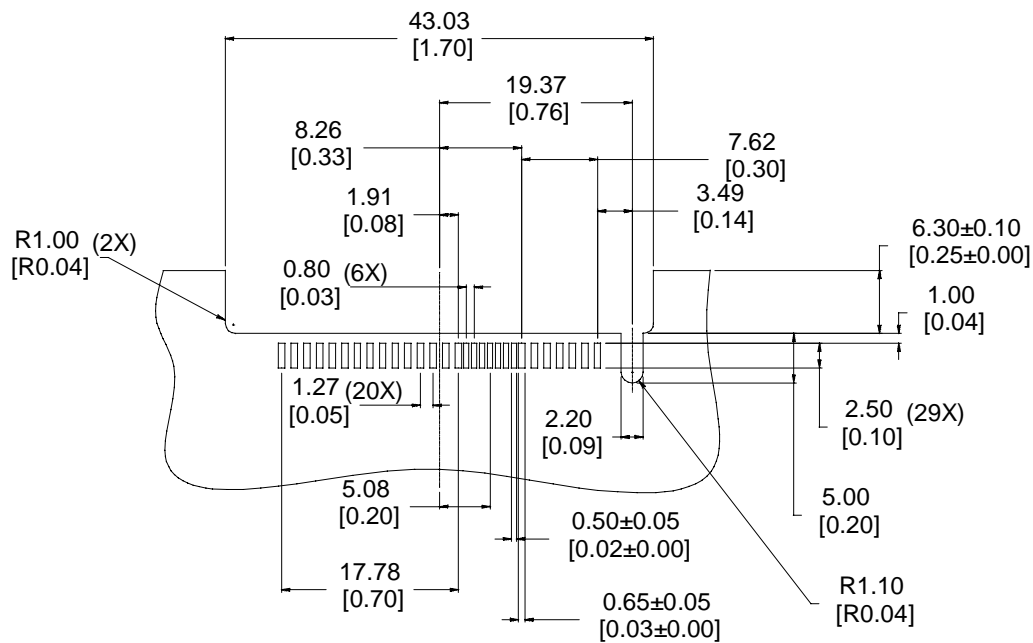
[] Dimensions for
Reference only

TS-2179-01
Sheet 2 of 3

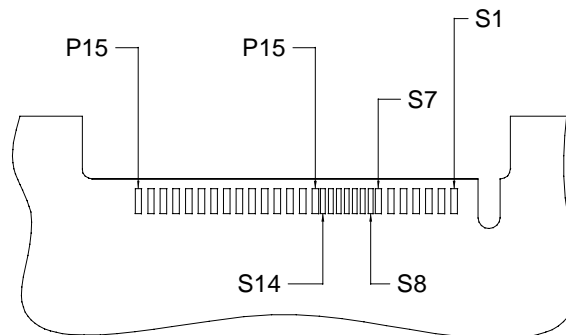
3M™ Serial Attached SCSI (SAS) Connector

Straddle Mount Plug

SBH Series



RECOMMENDED PCB MOUNTING
RECOMMENDED BOARD THICKNESS 1mm [0.04]



PAD POSITIONS

Ordering Information

SBH-ST-29-SA-ML

Product Series
Standoff:
ST = Standard
Termination Style:
SA = Straddle Mount
Contact Quantity
ML = RoHS* Compliant

TS-2179-01
Sheet 3 of 3

Important Notice

All statements, technical information, and recommendations related to 3M's products are based on information believed to be reliable, but the accuracy or completeness is not guaranteed. Before using this product, you must evaluate it and determine if it is suitable for your intended application. You assume all risks and liability associated with such use. Any statements related to the product which are not contained in 3M's current publications, or any contrary statements contained on your purchase order shall have no force or effect unless expressly agreed upon, in writing, by an authorized officer of 3M.



3M Electronics

6801 River Place Blvd.
Austin, TX 78726-9000
800/225-5373
www.3M.com/electronics

Warranty; Limited Remedy; Limited Liability.

This product will be free from defects in material and manufacture for a period of 90 days from the time of purchase. **3M MAKES NO OTHER WARRANTIES INCLUDING, BUT NOT LIMITED TO, ANY IMPLIED WARRANTY OF MERCHANTABILITY OR FITNESS FOR A PARTICULAR PURPOSE.** If this product is defective within the warranty period stated above, your exclusive remedy shall be, at 3M's option, to replace or repair the 3M product or refund the purchase price of the 3M product. **Except where prohibited by law, 3M will not be liable for any indirect, special, incidental or consequential loss or damage arising from this 3M product, regardless of the legal theory asserted.**



Minimum 10%
Post-Consumer Fiber

Printed in USA.

© 3M 2006

AMEYA360

Components Supply Platform

Authorized Distribution Brand :



Website :

Welcome to visit www.ameya360.com

Contact Us :

➤ Address :

401 Building No.5, JiuGe Business Center, Lane 2301, Yishan Rd
Minhang District, Shanghai , China

➤ Sales :

Direct +86 (21) 6401-6692
Email amall@ameya360.com
QQ 800077892
Skype ameyasales1 ameyasales2

➤ Customer Service :

Email service@ameya360.com

➤ Partnership :

Tel +86 (21) 64016692-8333
Email mkt@ameya360.com