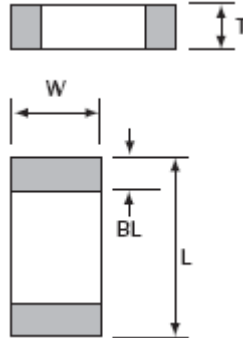
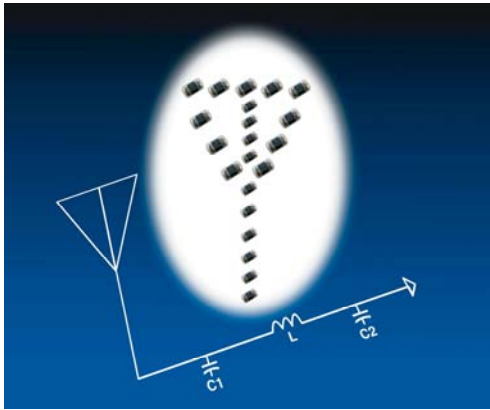




# Automotive AntennaGuard



Size (EIA)	0402	0603
<b>L</b>	1.00 ±0.10 (0.040 ±0.004)	1.60 ±0.15 (0.063 ±0.006)
<b>W</b>	0.50 ±0.10 (0.020 ±0.004)	0.80 ±0.15 (0.032 ±0.006)
<b>T</b>	0.60 Max. (0.024 Max.)	0.90 Max. (0.035 Max.)
<b>BL</b>	0.25 ±0.15 (0.010 ±0.006)	0.35 ±0.15 (0.014 ±0.006)

<u>VC</u>	<u>AS</u>	<u>06</u>	<u>AG</u>	<u>18</u>	<u>3R0</u>	<u>Y</u>	<u>A</u>	<u>I</u>	<u>1</u>	<u>A</u>
Varistor Chip	Series AS= Automotive	Case 04=0402 06 = 0603	Type	Working Voltage 18=18VDC	Capacitance 3R0=3pF 120=12pF	Non-Std Cap Tol Y=Max	Not Applicable	Termination T=Ni/Sn plated 1= Pd/Ag/Pt	Reel 1=7" 3=13" W=7" (0402 only)	Reel A=4k or 10k

AVX Part Number	Working Voltage (DC)	Working Voltage (AC)	Maximum Leakage Current	Typical Capacitance	Case Size	Elements	Jump Start
VCAS04AG183R0Y	≤ 18	≤ 14	0.1	3	0402	1	27.5
VCAS06AG183R0Y	≤ 18	≤ 14	0.1	3	0603	1	27.5
VCAS06AG18120Y	≤ 18	≤ 14	0.1	12	0603	1	27.5

**V<sub>w</sub>(DC)** DC Working Voltage [V]

**V<sub>w</sub>(AC)** AC Working Voltage [V]

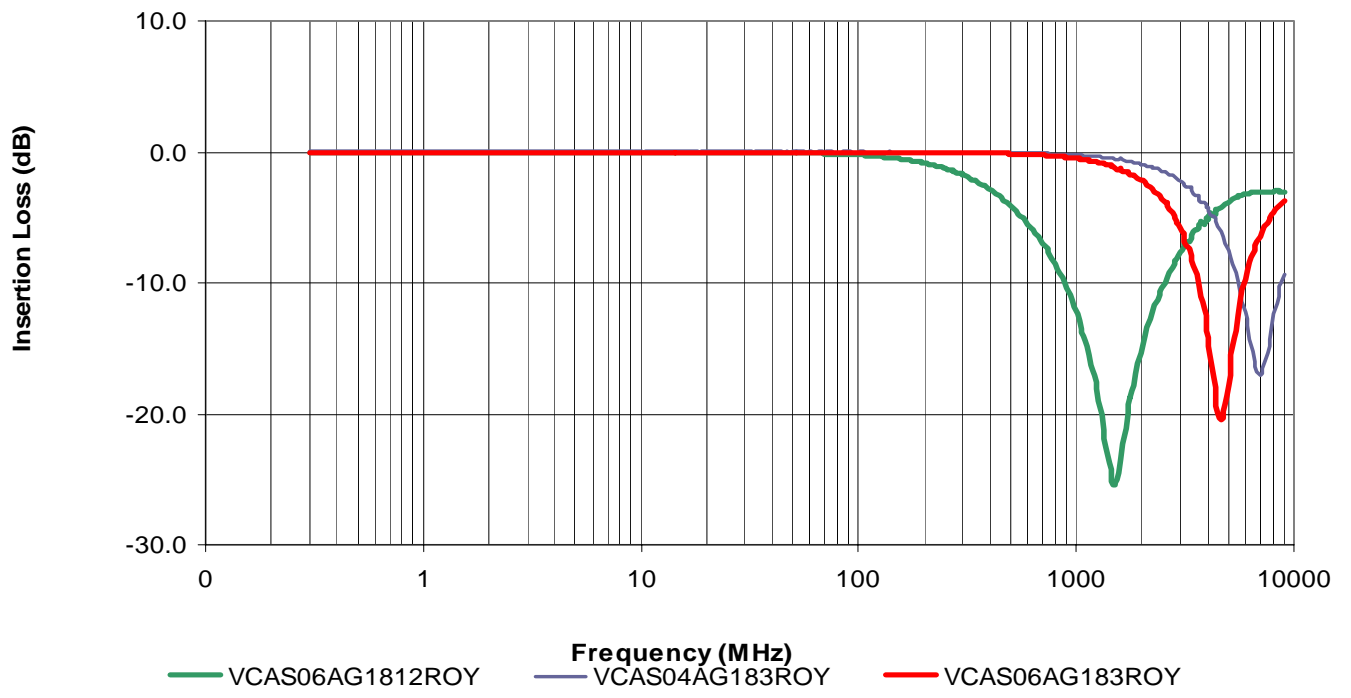
**I<sub>L</sub>** Maximum leakage current at the working voltage [μA]

**Cap** Typical capacitance [pF] @ frequency specified and 0.5V<sub>RMS</sub>

### AEC-Q200 Pulse Test AEC-Q200-002



### S21 Response



No.	Item	Requirement	Test Method
1	Operating Temp.	-55°C to +125° C	
2	Appearance/Dimensions	No visible damage Dimensions: see par 6	Visual examination at 10% magnification Dimensions verification by class2 caliper
3	Solderability	The dipped surface shall be at least 95% covered with a new smooth solder coating.	Soak in eutectic solder bath of temperature at 230+/-5°C for 5sec.
4	Solder heat resistance	No mechanical damage. Capacitance: 3 pF Leakage: <100nA	a. Read capacitance and leakage. b. Soak in eutectic solder bath of temperature at 260+/-5°C. for 10+/-1sec. c. Natural cool down to +25°C d. Read capacitance and leakage after 24+/-2 hours.
5	Humidity Life	Capacitance: 3 pF Leakage: <100nA	a. Read capacitance and leakage. b. Leave device in chamber of +85+/-3°C, 85+5% relative humidity for 1,000± 5hours. c. Read capacitance and leakage after 3-4 hours conditioning at 25+/-5°C
6	Life Test	Capacitance: 3 pF Leakage: <100nA	a. Read capacitance and leakage. b. Apply 100% of working voltage at test temperature of 125+/-4°C for 1,000+48/-0hours. c. Read capacitance and leakage after 24+/-2 hours conditioning at 25+/- 5°C

# AMEYA360

## Components Supply Platform

Authorized Distribution Brand :



Website :

Welcome to visit [www.ameya360.com](http://www.ameya360.com)

Contact Us :

➤ Address :

401 Building No.5, JiuGe Business Center, Lane 2301, Yishan Rd  
Minhang District, Shanghai , China

➤ Sales :

Direct +86 (21) 6401-6692

Email [amall@ameya360.com](mailto:amall@ameya360.com)

QQ 800077892

Skype [ameyasales1](#) [ameyasales2](#)

➤ Customer Service :

Email [service@ameya360.com](mailto:service@ameya360.com)

➤ Partnership :

Tel +86 (21) 64016692-8333

Email [mkt@ameya360.com](mailto:mkt@ameya360.com)