



# STEVAL-IDX001V11

802.15.4/ZigBee® daughterboard

Data brief

## Features


- Daughterboard of the STEVAL-IDX001V1 based on a ZigBee module of the SPZB32W series
- 20-pin and 25-pin connectors for integration with the STEVAL-IDX001V1
- 6-pin connector for connection of external components
- 8-pin JTAG connector
- Jumper for configuration of reset and boot modes
- Jumper for user selectable connection with the host in the motherboard (SPI or UART)
- Reset pushbutton
- Configurable pushbuttons and LEDs



## Description

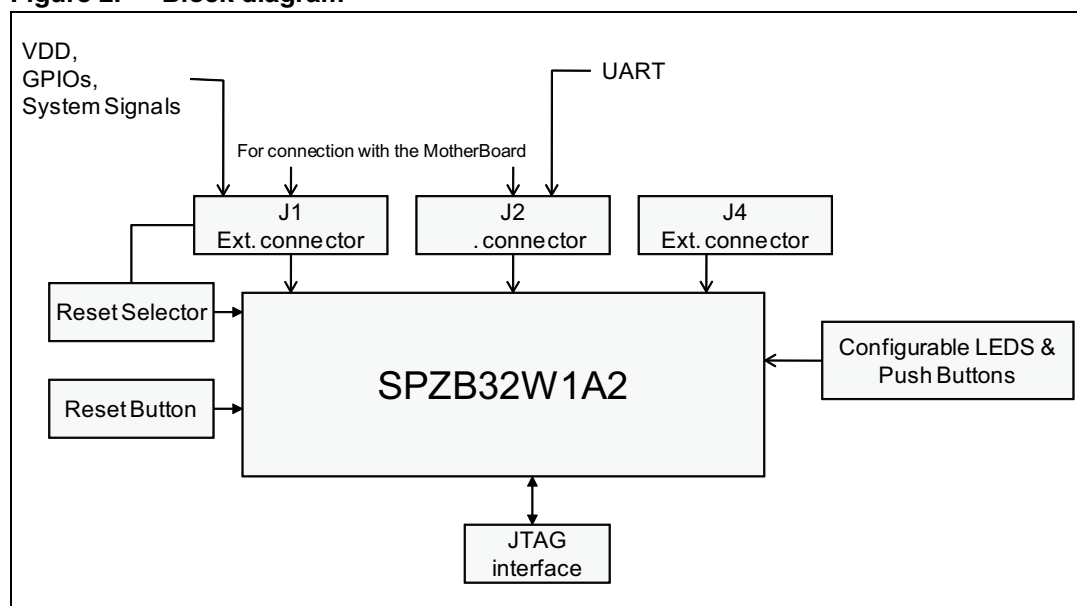
The STEVAL-IDX001V11 demonstration board is based on an RF module of the SPZB32W series and is designed to be integrated together with the STEVAL-IDX001V1. When coupled with the motherboard, the STEVAL-IDX001V11 receives  $V_{CC}$  and other system signals from the motherboard. A jumper allows the connection of the RF module via UART or SPI with the microcontroller integrated in the motherboard. Additional jumpers also allow the handling of reset and booting also from the motherboard. The use of this STEVAL-IDX001V11 demonstration board allows the evaluation of all the application partitioning modes between the host and the SPZB32W modules. A JTAG connector is integrated for debugging and reprogramming of the SPZB32W module. Configurable LEDs and pushbuttons are added in order to facilitate the user interaction at the run time.

**Figure 1. STEVAL-IDX001V11 connected to the STEVAL-IDX001V1**



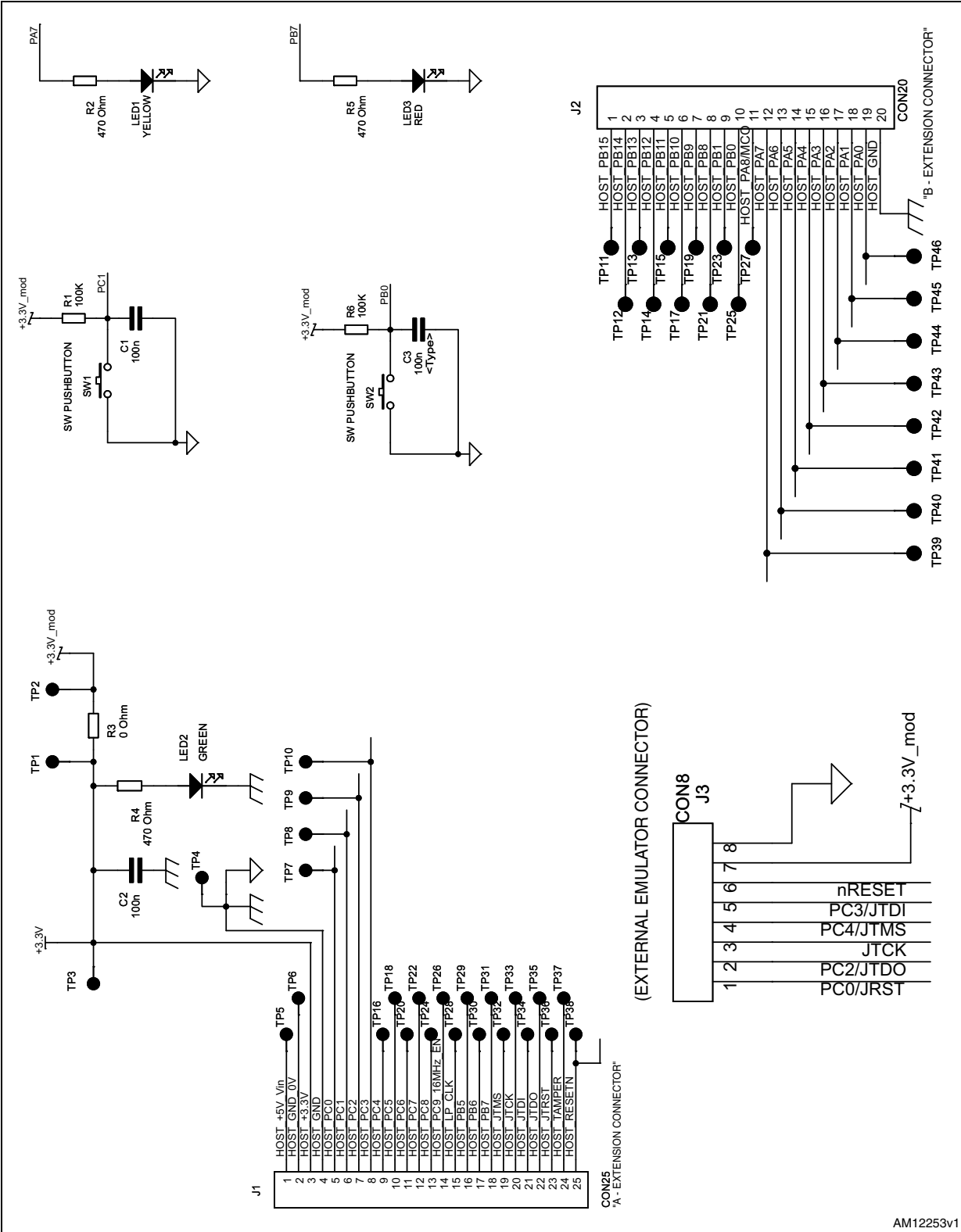
# 1 Block diagram

**Figure 2. Block diagram**



1.1 Schematics

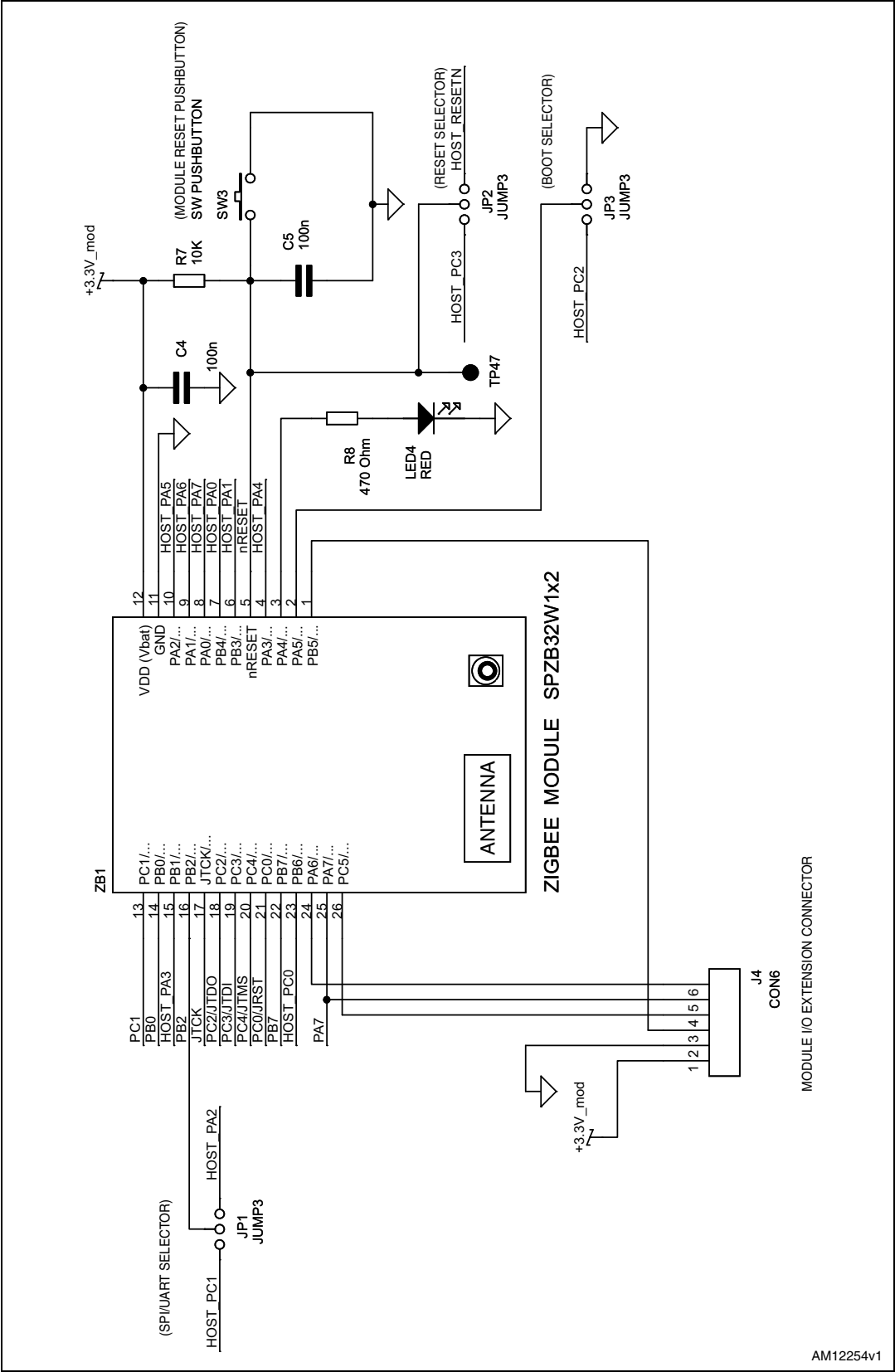
Figure 3. Board electrical drawing



AM12253v1



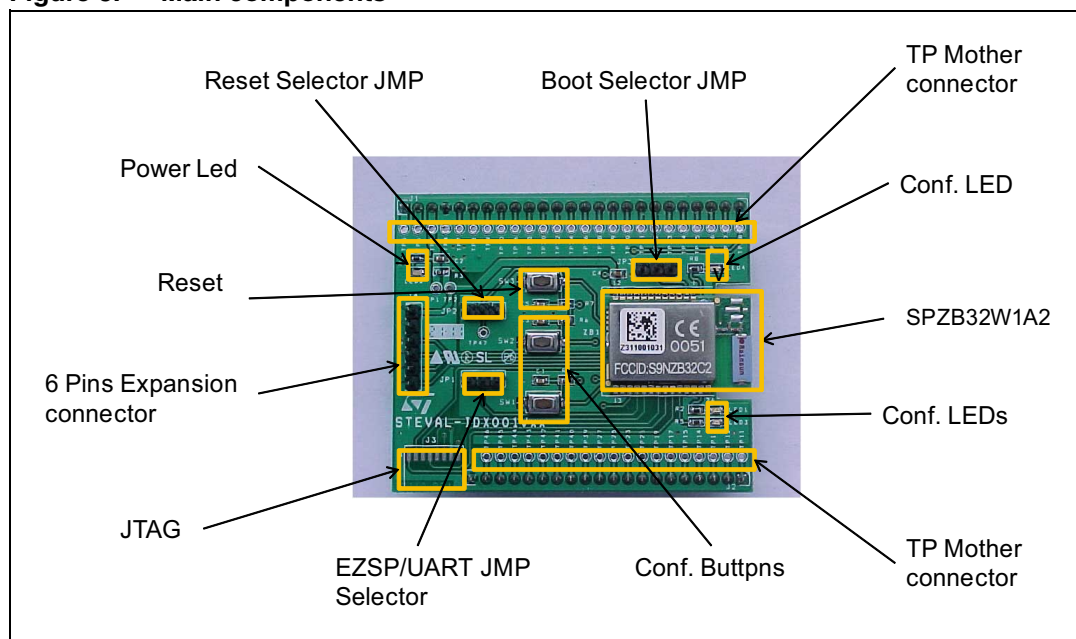
Figure 4. ZigBee module



AM12254v1

## 1.2 Main components

Figure 5. Main components



## 2 Revision history

**Table 1. Document revision history**

Date	Revision	Changes
08-May-2012	1	Initial release.

**Please Read Carefully:**

Information in this document is provided solely in connection with ST products. STMicroelectronics NV and its subsidiaries ("ST") reserve the right to make changes, corrections, modifications or improvements, to this document, and the products and services described herein at any time, without notice.

All ST products are sold pursuant to ST's terms and conditions of sale.

Purchasers are solely responsible for the choice, selection and use of the ST products and services described herein, and ST assumes no liability whatsoever relating to the choice, selection or use of the ST products and services described herein.

No license, express or implied, by estoppel or otherwise, to any intellectual property rights is granted under this document. If any part of this document refers to any third party products or services it shall not be deemed a license grant by ST for the use of such third party products or services, or any intellectual property contained therein or considered as a warranty covering the use in any manner whatsoever of such third party products or services or any intellectual property contained therein.

**UNLESS OTHERWISE SET FORTH IN ST'S TERMS AND CONDITIONS OF SALE ST DISCLAIMS ANY EXPRESS OR IMPLIED WARRANTY WITH RESPECT TO THE USE AND/OR SALE OF ST PRODUCTS INCLUDING WITHOUT LIMITATION IMPLIED WARRANTIES OF MERCHANTABILITY, FITNESS FOR A PARTICULAR PURPOSE (AND THEIR EQUIVALENTS UNDER THE LAWS OF ANY JURISDICTION), OR INFRINGEMENT OF ANY PATENT, COPYRIGHT OR OTHER INTELLECTUAL PROPERTY RIGHT.**

**UNLESS EXPRESSLY APPROVED IN WRITING BY TWO AUTHORIZED ST REPRESENTATIVES, ST PRODUCTS ARE NOT RECOMMENDED, AUTHORIZED OR WARRANTED FOR USE IN MILITARY, AIR CRAFT, SPACE, LIFE SAVING, OR LIFE SUSTAINING APPLICATIONS, NOR IN PRODUCTS OR SYSTEMS WHERE FAILURE OR MALFUNCTION MAY RESULT IN PERSONAL INJURY, DEATH, OR SEVERE PROPERTY OR ENVIRONMENTAL DAMAGE. ST PRODUCTS WHICH ARE NOT SPECIFIED AS "AUTOMOTIVE GRADE" MAY ONLY BE USED IN AUTOMOTIVE APPLICATIONS AT USER'S OWN RISK.**

Resale of ST products with provisions different from the statements and/or technical features set forth in this document shall immediately void any warranty granted by ST for the ST product or service described herein and shall not create or extend in any manner whatsoever, any liability of ST.

ST and the ST logo are trademarks or registered trademarks of ST in various countries.

Information in this document supersedes and replaces all information previously supplied.

The ST logo is a registered trademark of STMicroelectronics. All other names are the property of their respective owners.

© 2012 STMicroelectronics - All rights reserved

STMicroelectronics group of companies

Australia - Belgium - Brazil - Canada - China - Czech Republic - Finland - France - Germany - Hong Kong - India - Israel - Italy - Japan - Malaysia - Malta - Morocco - Philippines - Singapore - Spain - Sweden - Switzerland - United Kingdom - United States of America

[www.st.com](http://www.st.com)



# AMEYA360

## Components Supply Platform

### Authorized Distribution Brand :



### Website :

Welcome to visit [www.ameya360.com](http://www.ameya360.com)

### Contact Us :

#### ➤ Address :

401 Building No.5, JiuGe Business Center, Lane 2301, Yishan Rd  
Minhang District, Shanghai , China

#### ➤ Sales :

Direct +86 (21) 6401-6692

Email [amall@ameya360.com](mailto:amall@ameya360.com)

QQ 800077892

Skype ameyasales1 ameyasales2

#### ➤ Customer Service :

Email [service@ameya360.com](mailto:service@ameya360.com)

#### ➤ Partnership :

Tel +86 (21) 64016692-8333

Email [mkt@ameya360.com](mailto:mkt@ameya360.com)