

General Specifications

Electrical Capacity (Resistive Load)

Maximum Level:	500mA @ 12V DC
Minimum Level:	1.0mA maximum @ 10mV AC/DC maximum

Other Ratings

Contact Resistance:	30 milliohms maximum
Insulation Resistance:	100 megohms minimum @ 500V DC
Dielectric Strength:	500V AC for 1 minute minimum
Mechanical Life:	1,000 operations minimum
Electrical Life:	1,000 operations minimum
Nominal Operating Force:	2.0N
Contact Timing:	Nonshorting (Break-before-make)
Total Travel:	.063" (1.6mm)

Materials & Finishes

Actuator:	Glass fiber reinforced polyester (UL94V-0)
Case:	Glass fiber reinforced polyamide (UL94V-0)
Lower Case:	Glass fiber reinforced polyester (UL94V-0)
Movable Contacts:	Brass with gold plating over nickel
Stationary Contacts:	Brass with gold plating over nickel
Terminals:	Brass with gold plating over nickel

Environmental Data

Operating Temp Range:	-40°C through +85°C (-40°F through +185°F)
Humidity:	90-95% humidity for 96 hours @ 40°C (104°F)
Vibration:	10 ~ 55Hz with peak-to-peak amplitude of 1.5mm traversing the frequency range & returning in 1 minute; 3 right angled directions for 2 hours
Shock:	50G (490m/s ²) acceleration (tested in 6 right angled directions, with 5 shocks in each direction)

PCB Processing

Soldering:	Wave Soldering Recommended: See Profile A in Supplement section. Manual Soldering: See Profile B in Supplement section.
Cleaning:	These devices are not process sealed. Hand clean locally using alcohol based solution.

Standards & Certifications

Flammability Standards:	Actuator and lower case of glass fiber reinforced polyester and case of glass fiber reinforced polyamide UL94V-0 The SM series devices have not been tested for UL recognition and CSA certification. These switches are designed for use in a low-voltage, low-current circuit. When used as intended in a low-voltage, low-current circuit, the results do not produce hazardous energy.
--------------------------------	---

Distinctive Characteristics

Very compact dimensions allow for high density, side-by-side or end-to-end mounting within tight dimensional applications.


Detent mechanism provides positive actuation to indicate circuit status.

Visible indication of position by spot on top of red actuator and through window on side.


Twin sliding contact mechanism with self-cleaning action provides smooth actuation and produces high contact reliability.

.100" x .100" (2.54mm x .254mm) center-to-center inch terminal spacing allows standard PC board mounting in side-by-side or end-to-end arrangements.

Insert molded terminals lock out flux, solvents, and other contaminants.



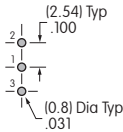
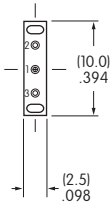
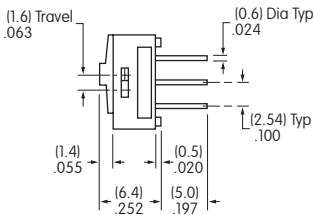
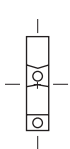
Actual Size



POLES & CIRCUITS							
	Slide Position			Connected Terminals			Throw & Schematics
Model	Right	Center	Left	Right	Center	Left	Note: Terminal numbers are on the switch.
SM0320102	ON	NONE	ON	1-3	OPEN	1-2	SPDT

TYPICAL SWITCH DIMENSIONS

Single Pole • Straight PC



Actuator shown in RIGHT position

SM0320102

AMEYA360

Components Supply Platform

Authorized Distribution Brand :



Website :

Welcome to visit www.ameya360.com

Contact Us :

➤ Address :

401 Building No.5, JiuGe Business Center, Lane 2301, Yishan Rd
Minhang District, Shanghai , China

➤ Sales :

Direct +86 (21) 6401-6692

Email amall@ameya360.com

QQ 800077892

Skype ameyasales1 ameyasales2

➤ Customer Service :

Email service@ameya360.com

➤ Partnership :

Tel +86 (21) 64016692-8333

Email mkt@ameya360.com