

“High Frequency Ceramic Solutions”

890/1748 MHz Dual Band Directional Coupler

P/N 0898CD15B1748

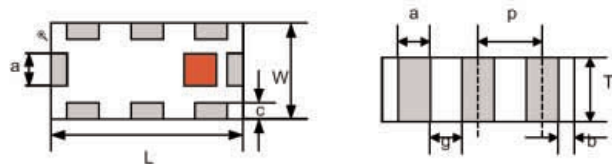
Detail Specification Page 1 of 2

Part Number	Frequency (MHz)	Insertion Loss	Return Loss	Coupling (dB)	Isolation
0898CD15B1748_	B1) 880 - 915	0.4 dB max	10.9 dB	19.2 ± 1.0	B1 In > B2 Out: 35.0 dB min.
	B2) 1710 - 1785	0.4 dB max	10.9 dB	19.2 ± 1.0	B1 In > B2 In: 25.0 dB min. B1 Out > B2 In: 25.0 dB min. B1 In > Term: 23.0 dB min. B2 In > Term: 23.0 dB min.

Input Power	Impedance	Operating Temperature Range	Reel Qty
3 Watts max	50 Ω	-40 to +85°C	4000

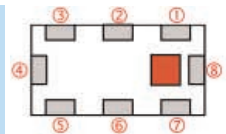
Mechanical Dimensions

	L	W	T	a	b	c	g	p
Inches	0.079 ± .004	0.049 ± .004	0.034 ± .004	0.012 ± .004	0.008 ± .004	0.012 + .004/-0.008	0.014 ± .004	0.026 ± .002
mm	2.0 ± 0.1	1.25 ± 0.1	0.85 ± 0.1	0.30 ± 0.1	0.20 ± 0.1	0.30+0.1/-0.2	0.35 ± 0.1	0.65 ± 0.05



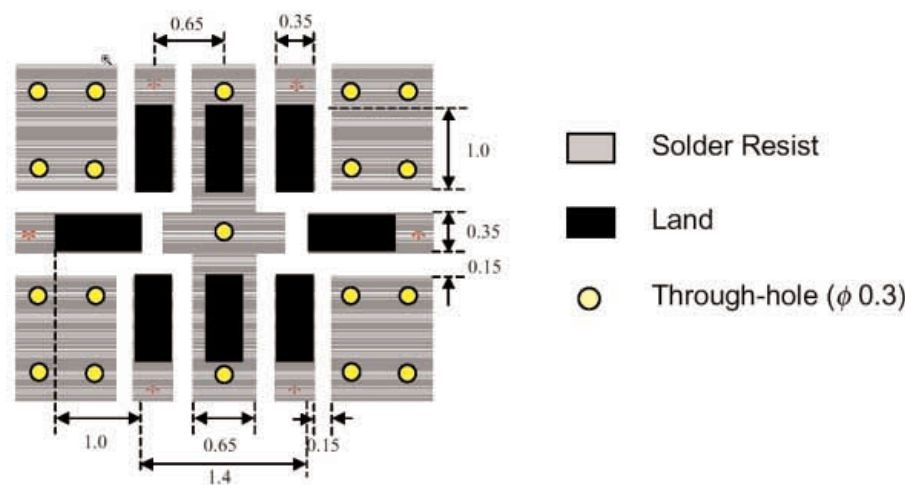
Terminal Configuration

1	Band 1 IN (Port 1)	5	Band 2 OUT (Port 4)
2	GND	6	GND
3	Band 2 IN (Port 3)	7	Band 1 OUT (Port 2)
4	Termination (Port 6)	8	Coupling OUT (Port 5)



Mounting Considerations

Mount these devices with brown colored side facing up. Line width should be designed to provide 50Ω impedance matching characteristics.



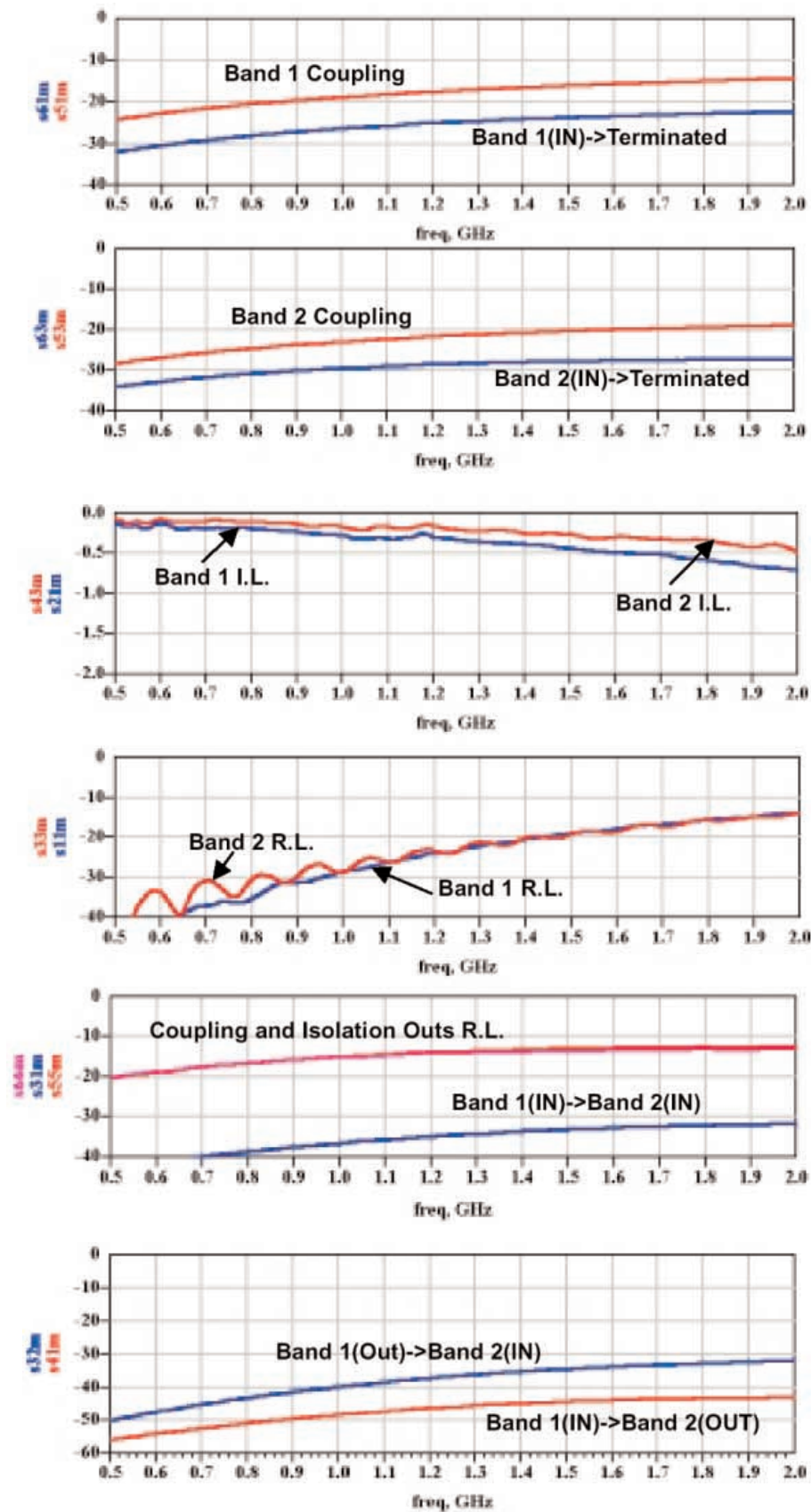
Johanson Technology, Inc. reserves the right to make design changes without notice.
All sales are subject to Johanson Technology, Inc. terms and conditions.

“High Frequency Ceramic Solutions”

890/1748 MHz Dual Band Directional Coupler

P/N 0898CD15B1748

Detail Specification Page 2 of 2



AMEYA360

Components Supply Platform

Authorized Distribution Brand :



Website :

Welcome to visit www.ameya360.com

Contact Us :

➤ Address :

401 Building No.5, JiuGe Business Center, Lane 2301, Yishan Rd
Minhang District, Shanghai , China

➤ Sales :

Direct +86 (21) 6401-6692

Email amall@ameya360.com

QQ 800077892

Skype [ameyasales1](#) [ameyasales2](#)

➤ Customer Service :

Email service@ameya360.com

➤ Partnership :

Tel +86 (21) 64016692-8333

Email mkt@ameya360.com