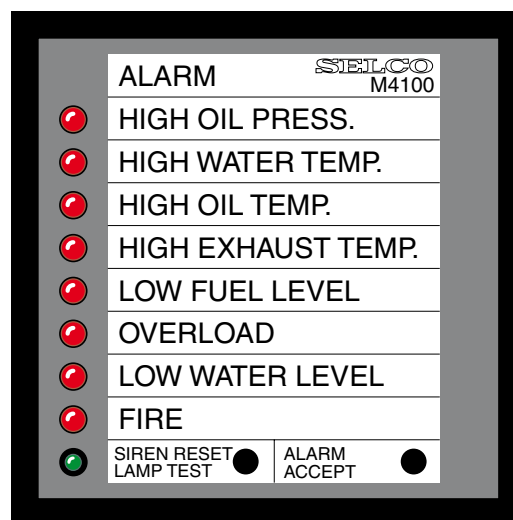


M4100 Alarm Annunciator

- Compact unit for flush mounting
- 8 input contacts normally open or normally closed
- Time delays 50 msec. - 15 sec. individually selectable on all channels
- One common output relay for siren and two programmable output relays for alarms with voltage free contacts
- LED colour change through plug-in system
- Plug-in terminal block for easy service
- Two integrated push buttons for siren reset/lamp test and alarm accept
- DC or AC supply voltage
- Remote individual selectable blocking with adjustable unblocking delay 1 - 15 sec.
- External dimming possibilities



Application

The M4100 Alarm Annunciator provides a cost effective solution, where a number of input channels are to be surveyed. The 8 inputs will accept any combination of normally open (NO) or normally closed (NC) contacts.

The inputs will activate the common siren relay and each input can be programmed to control one (or both) of the two alarm relays for group alarm outputs. The delays for the inputs can be individually selected between 50ms and 15secs.

Function

The inputs will make the corresponding LEDs flash, de-energize the siren relay and if input jumper is in enable position, the alarm relays are activated.

After pushing the SIREN RESET button, the siren relay is energised for silencing the siren. It is now possible to push the ALARM ACCEPT button and the LEDs go on steady light and will remain so as long as the input signals are present.

Typing

A text description for the LEDs can be printed on the blank legend card situated between the two covers at the front. The card can be taped onto a sheet of paper to enable printing. SELCO provides a Word template for doing this in an easy manner.

Programming

Under the rear cover and under the front plate are jumpers for programming (see drawings on next page).

Jumpers in the upper row on the rear side determine the reference for each channel. Jumpers in upper position will select 0V as reference and jumpers in lower position will select the supply voltage (+12V or +24V) as reference.

Jumpers in the lower row determine whether the inputs are normally open (NO) or normally closed (NC). If 0V is used as reference, jumpers in the upper position will give NC and jumpers in the lower position will give NO. If the supply voltage is used as reference, jumpers in the upper position will give NO and jumpers in the lower position will give NC.

The time delays for each channel can be adjusted individually between 50 msec. and 15 sec. A separate jumper in its upper position decides that alarm relay 1 is normally de-energized (ND), in its lower position that the relay is normally energized (NE).

Under the front plate the upper row of 8 jumpers will when removed disable the functioning of alarm relay 2 for the corresponding channels. When removed the middle row of 8 jumpers will disable the functioning of alarm relay 1 for the corresponding channels.

When removed the lower row of 8 jumpers will disable the blocking function for the corresponding channels.

On the potentiometers the delays 1-15secs for unblocking are adjustable. In its left position a separate jumper decides that alarm relay 2 is normally de-energized (ND), in its right position that the relay is normally energized (NE).

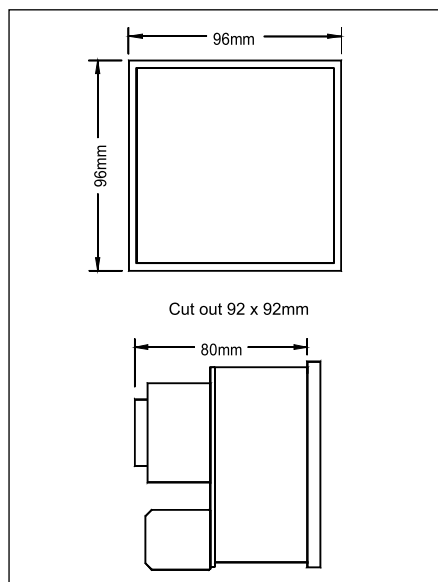
Dimming (option)

Dimming is possible with an optional adjustable dimming unit M4100-99. For installation fasten the unit in a 10mm hole near the annunciator, disconnect jumper between 12 and 13 and connect the red wire to 12, the blue wire to 13 and the black wire to 14.

Alarm annunciation according to DIN 19235		
Input	Pulse input	Constant input
LED	----	-----
Siren relay	—	—
Alarm relay 1 enable	—	—
Alarm relay 2 enable	—	—
Siren reset	-	-
Alarm accept	-	-

Specifications

M4100 Alarm Annunciator



Dimensions.

Type Approvals and Certificates

The M4100 has been designed and tested for use in harsh environments. The unit is based on standard components, providing long term durability. The M4100 carries the CE label and has been approved by the following marine classification societies:



Germanischer Lloyd
Registro Italiano Navale
Romanian Register of Shipping
Russian Maritime Register of Shipping

Voltage range	± 30%
Consumption	0.15A
Minimum input delay	50m sec.
Contact rating	AC: 380V, 5A, 1250VA DC: 150V, 5A, 120W
Operating temperature	-20° to +70°C
EMC	CE according to EN50081-1, EN50082-1, EN50081-2, EN50082-2 and EN61000-2-6
Weight	0.25 kg
Dimensions	96 x 96 x 75mm (H x W x D)
Panel cut out	92 x 92mm (H x W)
Protection degree at front	IP31

The specifications are subject to change without notice.

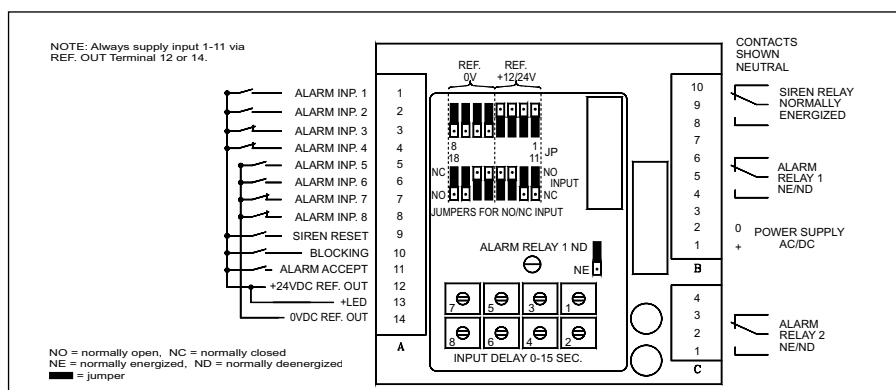
Type Selection Table

Type	Supply	Special functions
M4100.0020	24V DC/AC	
M4100.0030	24V DC/AC	Channels 6-7 & 8: yellow LED's and indication only
M4100.0040	24V DC/AC	Channels 1-2-3-4: green LED's and indication only Channels 5-6-7-8: yellow LED's
M4100.0050	24V DC/AC	Input delay 0-30 sec.

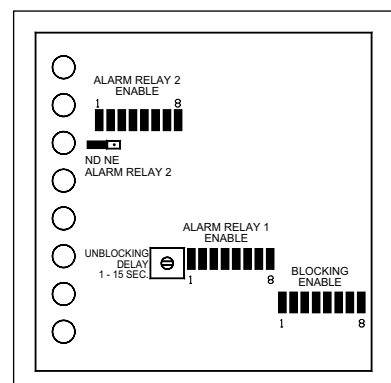
Other combinations are available on request.

Accessories

M4100.0070	Optional external dimming unit
M0846.0010	Front cover with handle (IP54)
M0846.0020	Front cover with key (IP54)



M4100 Alarm Annunciator - rear side.



M4100 Alarm Annunciator
- under front plate.

Main Office:
SELCO A/S
Betonvej 10
DK- 4000 Roskilde
Denmark
Phone: + 45 - 70 26 11 22
Fax: + 45 - 70 26 25 22
e-mail: selco.dk@selco.com
www.selco.com

AMEYA360

Components Supply Platform

Authorized Distribution Brand :



Website :

Welcome to visit www.ameya360.com

Contact Us :

➤ Address :

401 Building No.5, JiuGe Business Center, Lane 2301, Yishan Rd
Minhang District, Shanghai , China

➤ Sales :

Direct +86 (21) 6401-6692

Email amall@ameya360.com

QQ 800077892

Skype ameyasales1 ameyasales2

➤ Customer Service :

Email service@ameya360.com

➤ Partnership :

Tel +86 (21) 64016692-8333

Email mkt@ameya360.com