



STEVAL-TDR025V1

Portable UHF 2-way radio demonstration board
based on the PD84001

Preliminary data

Features

- Excellent thermal stability
- Frequency: 380 - 520 MHz
- Supply voltage: 7.2 V
- Output power: 1 W
- Power gain: 15.5 ± 0.7 dB
- Efficiency: 58 % - 67 %
- Load mismatch: 20:1
- BeO-free amplifier

Description

The STEVAL-TDR025V1 demonstration board is a portable UHF 2-way radio designed as a platform for valuating the performance of the PD84001 LDMOS RF power transistor.




Table 1. Device summary

Order code	Mechanical specification
STEVAL-TDR025V1	L = 60 mm, W = 30 mm

Contents

1 **Electrical characteristics** 3

2 **Impedance** 4

3 **Typical performance** 5

4 **Test circuit** 7

5 **Revision history** 9



1 Electrical characteristics

$T_A = +25\text{ }^{\circ}\text{C}$, $V_{DD} = 7.2\text{ V}$, $I_{dq} = 100\text{ mA}$

Table 2. Electrical specifications

Symbol	Test conditions	Min.	Typ.	Max.	Unit
Freq	Frequency range	380		520	MHz
P _{OUT}			1		W
Gain	@ P _{IN} = 15 dBm		15.5 ± 0.7		dB
ND	@ P _{IN} = 15 dBm		58 - 67		%
H2	2nd harmonic @ P _{IN} = 15 dBm		TBD		dBc
H3	3rd harmonic @ P _{IN} = 15 dBm		TBD		dBc
VSWR	Load mismatch all phases @ P _{OUT} = 1 W			20:1	

2 Impedance

Figure 1. Impedance illustration

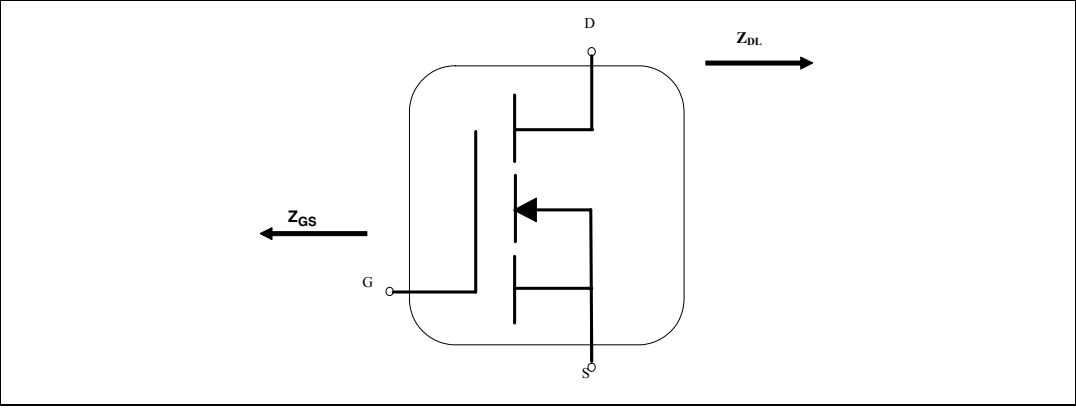


Table 3. Impedance data

f (MHz)	Z_{GS}	Z_{DL}
380	$8.53 + j1.78$	$18.79 + j8.37$
410	$7.84 + j4.05$	$17.15 + j7.78$
440	$7.29 + j6.3$	$15.56 + j7.95$
470	$6.77 + j8.63$	$14.08 + j8.58$
500	$6.36 + j10.91$	$12.8 + j9.53$
520	$6.13 + j12.5$	$12.05 + j10.3$

3 Typical performance

Figure 2. Output power vs. frequency
Vdd = 7.2 V, Idq = 100 mA

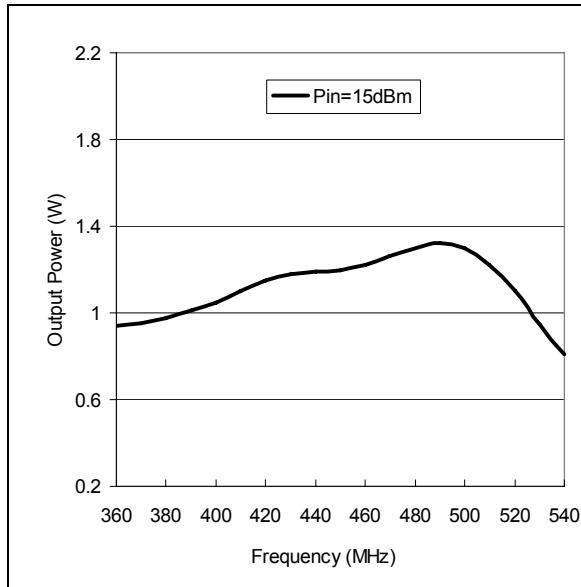


Figure 3. Efficiency vs. frequency
Vdd = 7.2 V, Idq = 100 mA

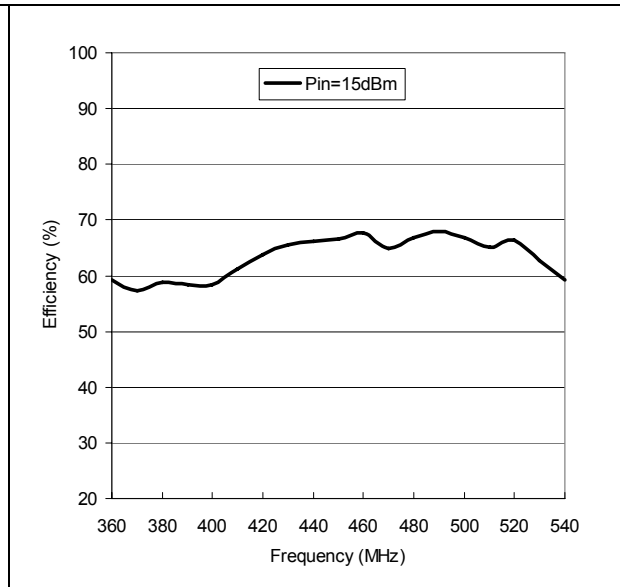


Figure 4. Gain vs. frequency
Vdd = 7.2 V, Idq = 100 mA

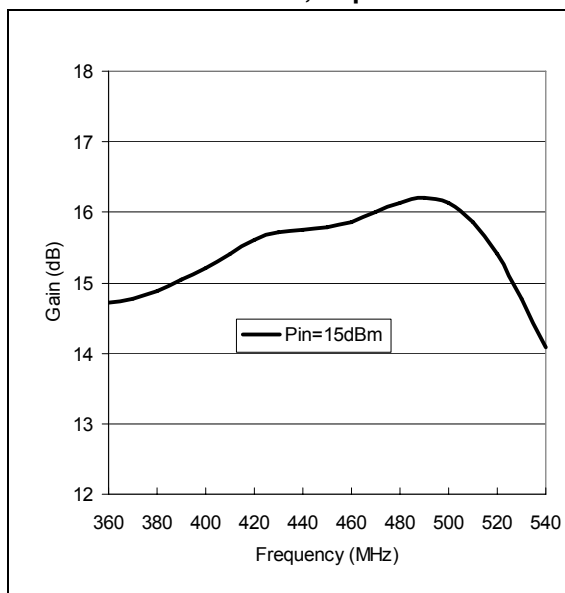


Figure 5. Input return loss vs. frequency
Vdd = 7.2 V, Idq = 100 mA

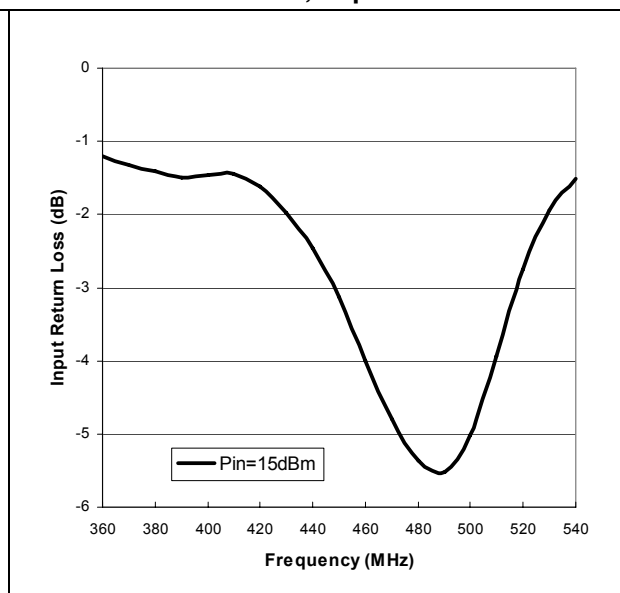


Figure 6. Output power vs. input power
Vdd = 7.2 V, Idq = 100 mA

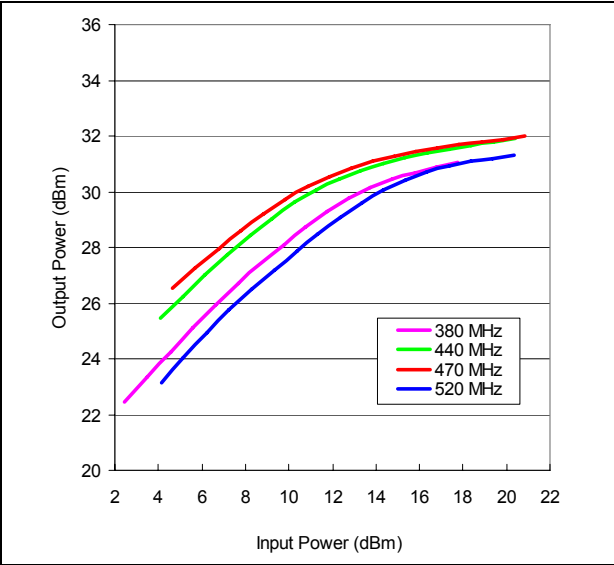


Figure 7. Efficiency vs. output power
Vdd = 7.2 V, Idq = 100 mA

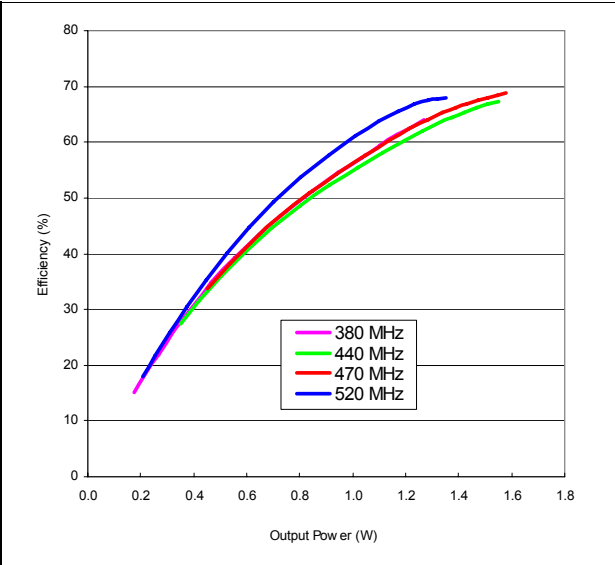
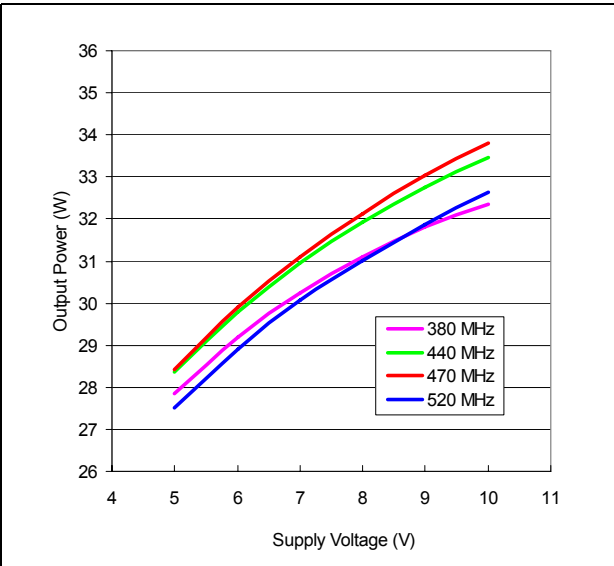


Figure 8. Output power vs. supply voltage
Pin = 15 dBm, Idq = 100 mA



4 Test circuit

Figure 9. Test circuit schematic

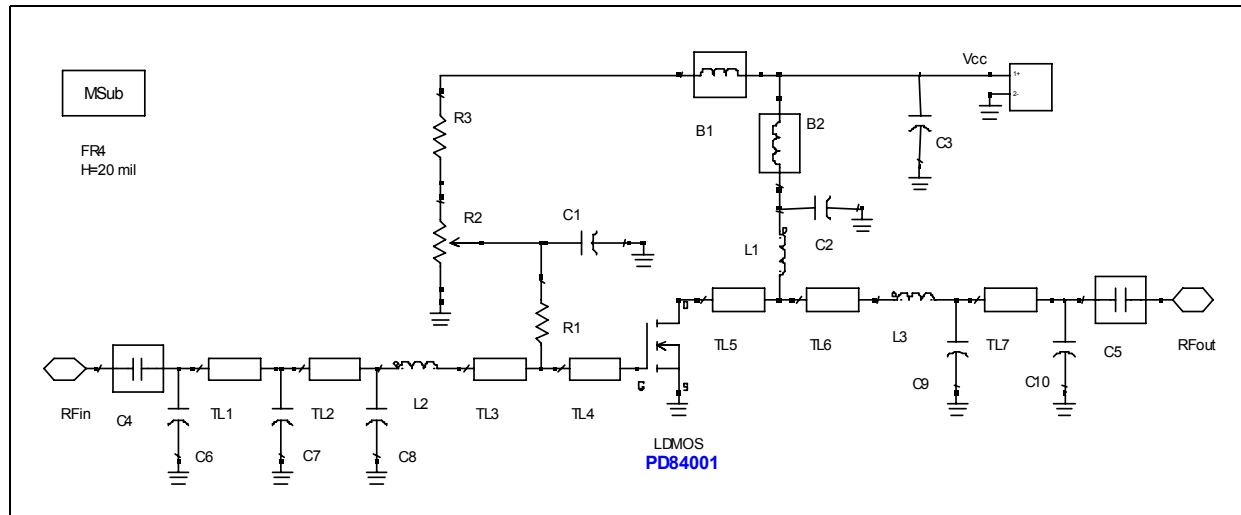



Table 4. Part list

Component ID	Description	Value	Case size	Manufacturer	Part code
B1	Ferrite Bead			Panasonic	EXCELDRC35C
B2	Ferrite Bead			Panasonic	EXCELDRC35C
C1, C2	Capacitor	120 pF	0603	Murata	GRM39-C0G121J50D500
C3	Capacitor	1 μ F	0603	Murata	GRM39-X5R105K16D52K
C4, C5	Capacitor	39 pF	0603	Murata	GRM39-C0G390J50D500
C6	Capacitor	1.2 pF	0603	Murata	GRM39-C0G1R2C50Z500
C7	Capacitor	3.9 pF	0603	Murata	GRM39-C0G3R9C50Z500
C8	Capacitor	12 pF	0603	Murata	GRM39-C0G120J50D500
C9	Capacitor	5.6 pF	0603	Murata	GRM39-C0G5R6D50Z500
C10	Capacitor	3.3 pF	0603	Murata	GRM39-C0G3R3C50Z500
L1	Inductor	12.55 nH		Coilcraft	1606-10
L2, L3	Inductor	5.4 nH		Coilcraft	0906-4
R1	Resistor	510 Ω	0603	Tyco Electronics	
R2	Potentiometer	10 k Ω		Bourns Electronics	3214W-1-103E
R3	Resistor	1 k	0603	Tyco Electronics	01623440-1
TL1	Transmission line	W=0.92 mm	L=10.5 mm		
TL2	Transmission line	W=0.92 mm	L=0.8 mm		
TL3	Transmission line	W=0.92 mm	L=1.0 mm		

Table 4. Part list (continued)

Component ID	Description	Value	Case size	Manufacturer	Part code
TL4	Transmission line	W=0.92 mm	L=4.5 mm		
TL5	Transmission line	W=0.92 mm	L=3.6 mm		
TL6	Transmission line	W=0.92 mm	L=1.5 mm		
TL7	Transmission line	W=0.92 mm	L=10.0 mm		
RF in, RF out	SMA-CONN	50 Ω	60 mils	JOHNSON	142-0701-801
PD84001	LDMOS			STMicroelectronics	PD84001
Board	FR-4 THk=0.020" 2 OZ Cu both sides				

Figure 10. Demonstration board photo



5 Revision history

Table 5. Document revision history

Date	Revision	Changes
19-Oct-2010	1	Initial release

Please Read Carefully:

Information in this document is provided solely in connection with ST products. STMicroelectronics NV and its subsidiaries ("ST") reserve the right to make changes, corrections, modifications or improvements, to this document, and the products and services described herein at any time, without notice.

All ST products are sold pursuant to ST's terms and conditions of sale.

Purchasers are solely responsible for the choice, selection and use of the ST products and services described herein, and ST assumes no liability whatsoever relating to the choice, selection or use of the ST products and services described herein.

No license, express or implied, by estoppel or otherwise, to any intellectual property rights is granted under this document. If any part of this document refers to any third party products or services it shall not be deemed a license grant by ST for the use of such third party products or services, or any intellectual property contained therein or considered as a warranty covering the use in any manner whatsoever of such third party products or services or any intellectual property contained therein.

UNLESS OTHERWISE SET FORTH IN ST'S TERMS AND CONDITIONS OF SALE ST DISCLAIMS ANY EXPRESS OR IMPLIED WARRANTY WITH RESPECT TO THE USE AND/OR SALE OF ST PRODUCTS INCLUDING WITHOUT LIMITATION IMPLIED WARRANTIES OF MERCHANTABILITY, FITNESS FOR A PARTICULAR PURPOSE (AND THEIR EQUIVALENTS UNDER THE LAWS OF ANY JURISDICTION), OR INFRINGEMENT OF ANY PATENT, COPYRIGHT OR OTHER INTELLECTUAL PROPERTY RIGHT.

UNLESS EXPRESSLY APPROVED IN WRITING BY AN AUTHORIZED ST REPRESENTATIVE, ST PRODUCTS ARE NOT RECOMMENDED, AUTHORIZED OR WARRANTED FOR USE IN MILITARY, AIR CRAFT, SPACE, LIFE SAVING, OR LIFE SUSTAINING APPLICATIONS, NOR IN PRODUCTS OR SYSTEMS WHERE FAILURE OR MALFUNCTION MAY RESULT IN PERSONAL INJURY, DEATH, OR SEVERE PROPERTY OR ENVIRONMENTAL DAMAGE. ST PRODUCTS WHICH ARE NOT SPECIFIED AS "AUTOMOTIVE GRADE" MAY ONLY BE USED IN AUTOMOTIVE APPLICATIONS AT USER'S OWN RISK.

Resale of ST products with provisions different from the statements and/or technical features set forth in this document shall immediately void any warranty granted by ST for the ST product or service described herein and shall not create or extend in any manner whatsoever, any liability of ST.

ST and the ST logo are trademarks or registered trademarks of ST in various countries.

Information in this document supersedes and replaces all information previously supplied.

The ST logo is a registered trademark of STMicroelectronics. All other names are the property of their respective owners.

© 2010 STMicroelectronics - All rights reserved

STMicroelectronics group of companies

Australia - Belgium - Brazil - Canada - China - Czech Republic - Finland - France - Germany - Hong Kong - India - Israel - Italy - Japan - Malaysia - Malta - Morocco - Philippines - Singapore - Spain - Sweden - Switzerland - United Kingdom - United States of America

www.st.com

AMEYA360

Components Supply Platform

Authorized Distribution Brand :



Website :

Welcome to visit www.ameya360.com

Contact Us :

➤ Address :

401 Building No.5, JiuGe Business Center, Lane 2301, Yishan Rd
Minhang District, Shanghai , China

➤ Sales :

Direct +86 (21) 6401-6692

Email amall@ameya360.com

QQ 800077892

Skype ameyasales1 ameyasales2

➤ Customer Service :

Email service@ameya360.com

➤ Partnership :

Tel +86 (21) 64016692-8333

Email mkt@ameya360.com