

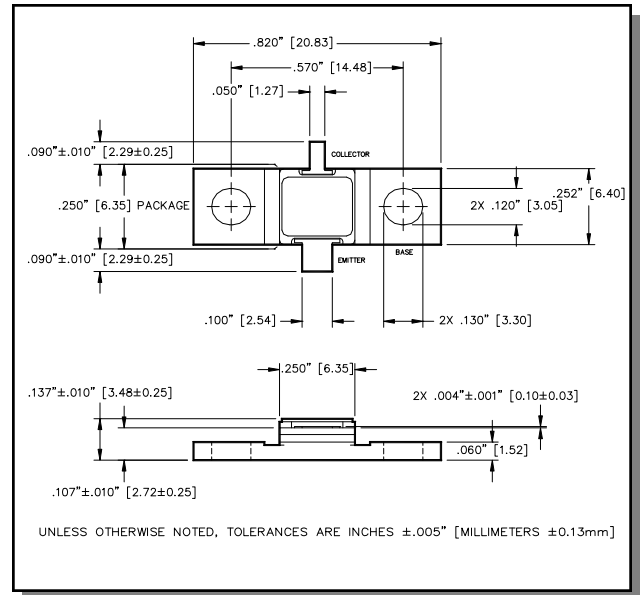
Radar Pulsed Power Transistor 11W, 3.1-3.4 GHz, 1μs Pulse, 10% Duty

M/A-COM Products
Released, 10 Jul 07

Features

- NPN silicon microwave power transistors
- Common base configuration
- Broadband Class C operation
- High efficiency inter-digitized geometry
- Diffused emitter ballasting resistors
- Gold metallization system
- Internal input and output impedance matching
- Hermetic metal/ceramic package
- RoHS compliant

Outline Drawing



Absolute Maximum Ratings at 25°C

Parameter	Symbol	Rating	Units
Collector-Emitter Voltage	V_{CES}	60	V
Emitter-Base Voltage	V_{EBO}	3.0	V
Collector Current (Peak)	I_C	1.3	A
Power Dissipation @ +25°C	P_{TOT}	125	W
Storage Temperature	T_{STG}	-65 to +200	°C
Junction Temperature	T_J	200	°C

Electrical Specifications: $T_C = 25 \pm 5^\circ\text{C}$ (Room Ambient)

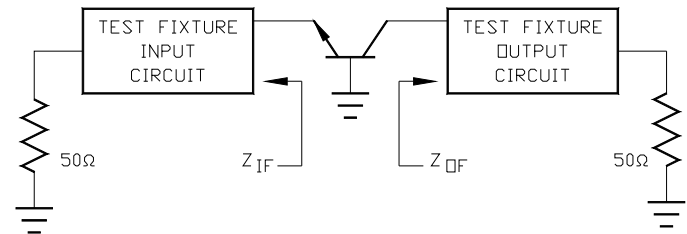
Parameter	Test Conditions	Frequency	Symbol	Min	Max	Units
Collector-Emitter Breakdown Voltage	$I_C = 12.5\text{mA}$		BV_{CES}	60	-	V
Collector-Emitter Leakage Current	$V_{CE} = 36\text{V}$		I_{CES}	-	1.25	mA
Thermal Resistance	$V_{CC} = 36\text{V}$, $P_{out} = 11\text{W}$	$F = 3.1, 3.25, 3.4\text{ GHz}$	$R_{TH(JC)}$	-	1.4	°C/W
Input Power	$V_{CC} = 36\text{V}$, $P_{out} = 11\text{W}$	$F = 3.1, 3.25, 3.4\text{ GHz}$	P_{IN}	-	1.74	W
Power Gain	$V_{CC} = 36\text{V}$, $P_{out} = 11\text{W}$	$F = 3.1, 3.25, 3.4\text{ GHz}$	G_P	8.0	-	dB
Collector Efficiency	$V_{CC} = 36\text{V}$, $P_{out} = 11\text{W}$	$F = 3.1, 3.25, 3.4\text{ GHz}$	η_C	35	-	%
Input Return Loss	$V_{CC} = 36\text{V}$, $P_{out} = 11\text{W}$	$F = 3.1, 3.25, 3.4\text{ GHz}$	RL	-	-6	dB
Load Mismatch Tolerance	$V_{CC} = 36\text{V}$, $P_{out} = 11\text{W}$	$F = 3.25\text{ GHz}$	VSWR-T	-	2:1	-

Radar Pulsed Power Transistor
11W, 3.1-3.4 GHz, 1μs Pulse, 10% Duty

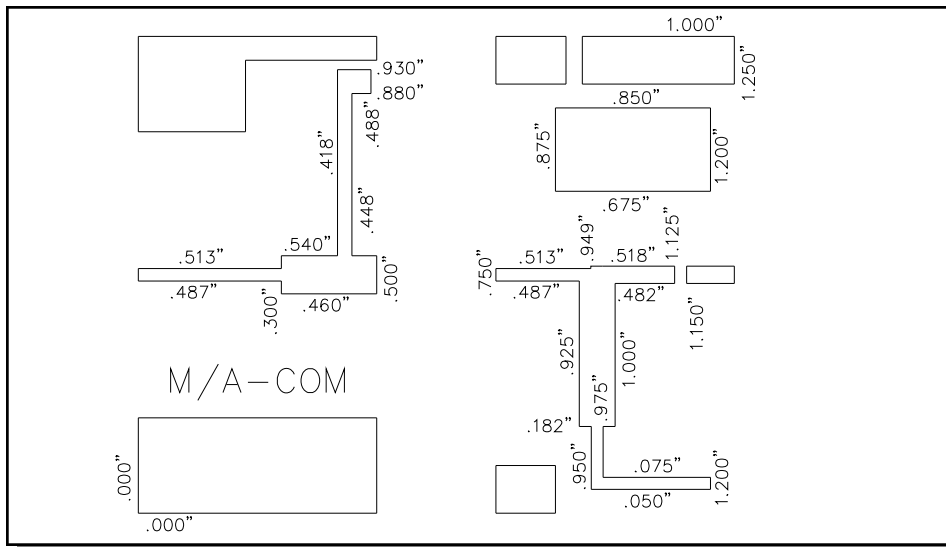
M/A-COM Products
Released, 10 Jul 07

RF Test Fixture Impedance

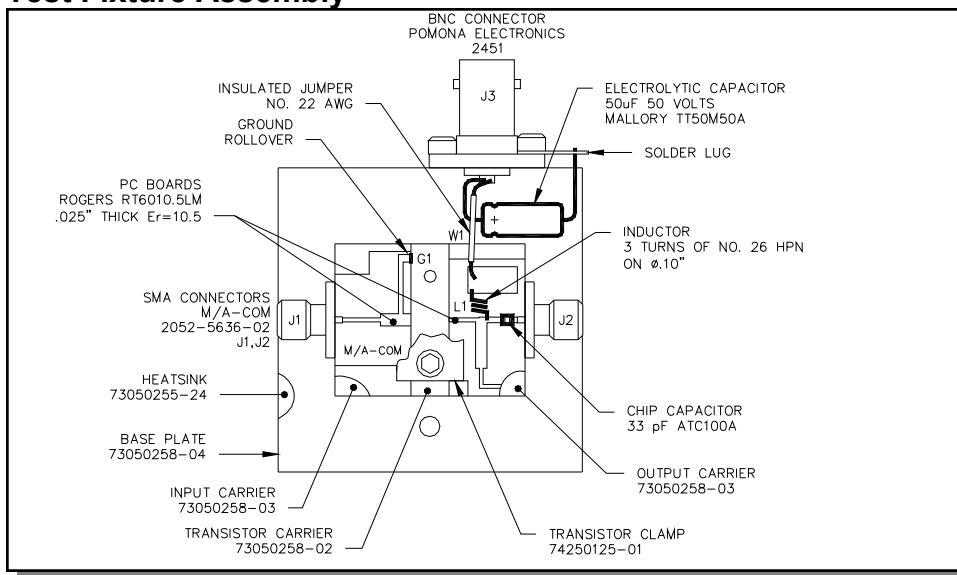
F (GHz)	Z _{IF} (Ω)	Z _{OF} (Ω)
3.10	17.5 - j8.5	90 + j37
3.25	15.0 - j8.2	58 + j7.0
3.40	13.0 - j8.0	30 + j14.5



Test Fixture Circuit Dimensions



Test Fixture Assembly



AMEYA360

Components Supply Platform

Authorized Distribution Brand :



Website :

Welcome to visit www.ameya360.com

Contact Us :

➤ Address :

401 Building No.5, JiuGe Business Center, Lane 2301, Yishan Rd
Minhang District, Shanghai , China

➤ Sales :

Direct +86 (21) 6401-6692

Email amall@ameya360.com

QQ 800077892

Skype ameyasales1 ameyasales2

➤ Customer Service :

Email service@ameya360.com

➤ Partnership :

Tel +86 (21) 64016692-8333

Email mkt@ameya360.com