

**CUI INC**

Part No: CST-951AP

Description: magnetic buzzer

Date: 1/30/2006

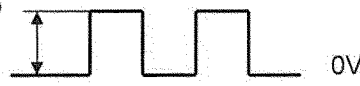
Unit: mm

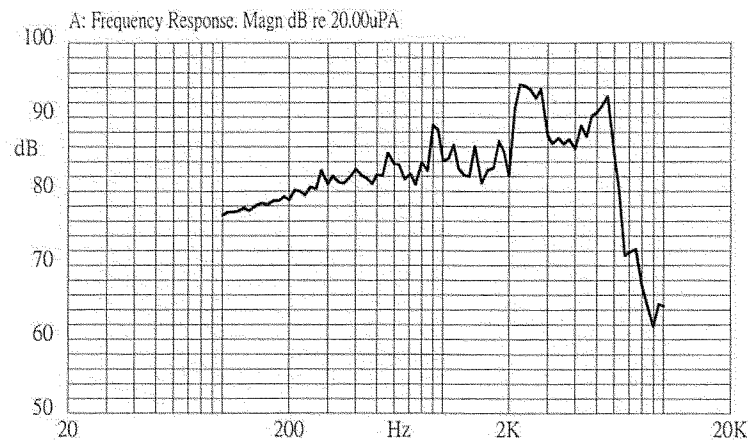
Page No: 1 of 4

**SCOPE**

This specification applies to magnetic buzzer, CST-951AP

**SPECIFICATION**

No.	Item	Unit	Specification	Condition
1	Rated Voltage	Vo-p	5.0	
2	Operating Volt.	Vo-p	4.0~6.0	
3	Mean Current	mA	Max.80	Applying rated voltage,2730Hz square wave, 1/2duty
4	Coil Resistance	$\Omega$	$30 \pm 4.5$	
5	Sound Output	dBA	Min.85 (Typical 92)	Distance at 10cm(A-weight free air). Applying rated voltage 2730Hz,square wave, 1/2duty
6	Rated Frequency	Hz	2730	
7	Operating Temp.	$^{\circ}\text{C}$	-20 ~ +70	
8	Storage Temp.	$^{\circ}\text{C}$	-30 ~ +80	
9	Dimension	mm	$\phi 9.0 \times \text{H}4.5$	See attached drawing.
10	Weight	gram	0.6	
11	Material		PPO	
12	Terminal		Pin type (Plating Au)	See attached drawing.
13	Environmental Protection Regulation		RoHS	

**TYPICAL FREQUENCY RESPONSE CURVE**



Part No: CST-951AP

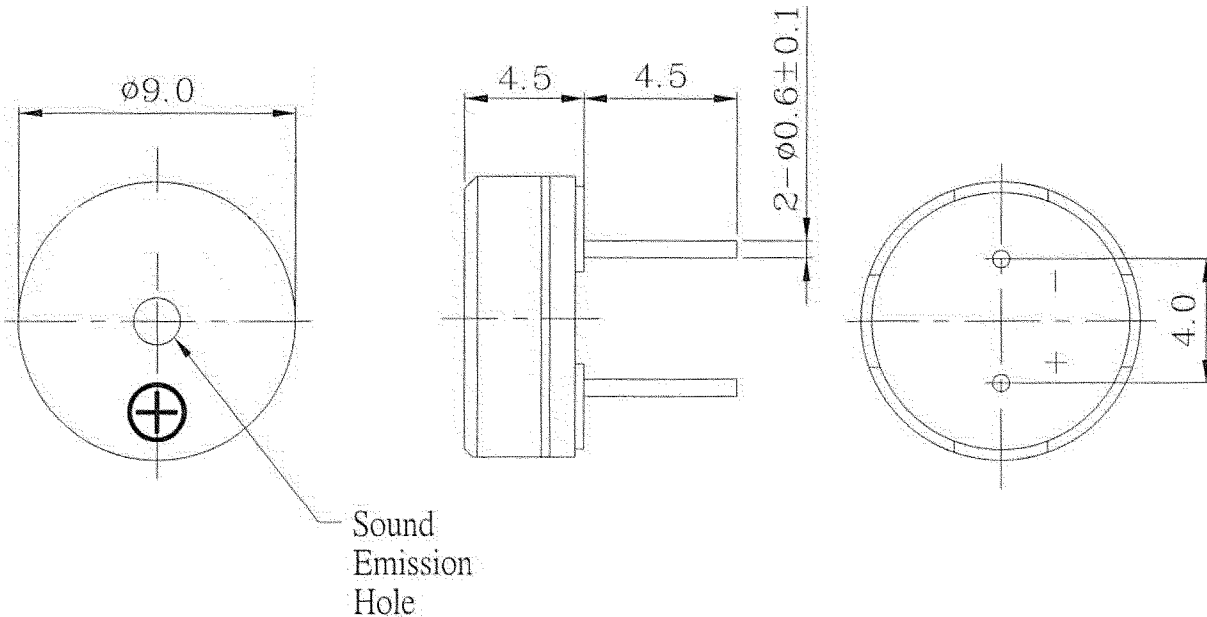
Description: magnetic buzzer

Date: 1/30/2006

Unit: mm

Page No: 2 of 4

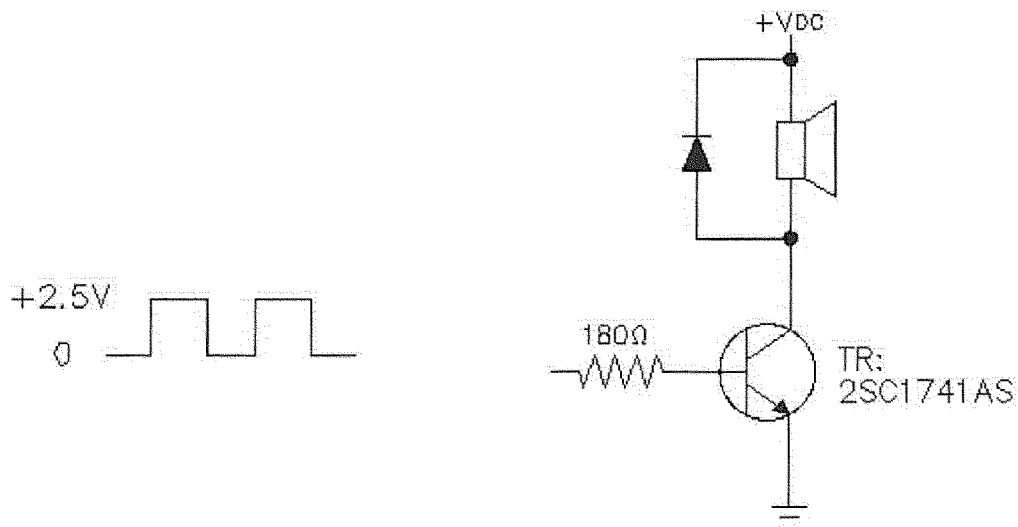
## APPEARANCE DRAWING



Tol :  $\pm 0.5$

Unit : mm

## MEASUREMENT METHOD





Part No: CST-951AP

Description: magnetic buzzer

Date: 1/30/2006

Unit: mm

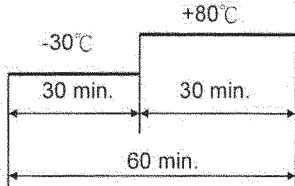
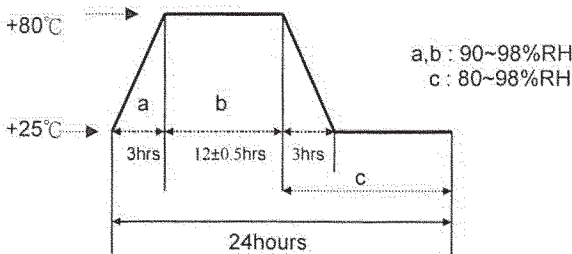
Page No: 3 of 4

**MECHANICAL CHARACTERISTICS**

No.	Item	Test condition	Evaluation standard
1	Solderability <sup>1</sup>	Lead terminals are immersed in rosin for 5 seconds and then immersed in solder bath of $+270\pm 5^{\circ}\text{C}$ for $3\pm 1$ seconds.	90% min. lead terminals shall be wet with solder. (Except the edge of terminal)
2	Soldering Heat Resistance	Lead terminal are immersed up to 1.5mm from sounder's body in solder bath of $+260\pm 5^{\circ}\text{C}$ for $3\pm 1$ seconds.	No interference in operation
3	Terminal Mechanical Strength	The force 10 seconds of 9.8N (1.0kg) is applied to each terminal in axial direction.	No damage and cutting off
4	Vibration	Buzzer shall be measured after being applied vibration of amplitude of 1.5mm with 10 to 55hz band of vibration frequency to each of 3 per-pendicular directions for 2 hours.	After the test the part shall meet specifications with-out any damage in appearance and the SPL should be in $\pm 10\text{dBA}$ compared with initial one.
5	Drop test	The part only shall be dropped from a height of 75cm onto a 40mm thick wooden board 3 times in 3 axes (X.Y.Z). (a total of 9 times).	

Notes: 1. Not recommended for wave soldering

**ENVIRONMENT TEST**

No.	Item	Test condition	Evaluation standard
1	High temp. test	After being placed in a chamber at $+80^{\circ}\text{C}$ for 96 hours.	After the test the part shall meet specifications with-out any degradation in appearance and performance except SPL. after 4 hours at $+25^{\circ}\text{C}$ . the SPL should be in $\pm 10\text{dBA}$ compared with initial one.
2	Low temp. test	After being placed in a chamber at $-30^{\circ}\text{C}$ for 96 hours.	
3	Thermal Shock	The part shall be subjected to 10 cycles. One cycle shall consist of; 	
4	Temp./ Humidity Cycle	The part shall be subjected to 10 cycles. One cycle shall be 24 hours and consist of; 	



Part No: CST-951AP

Description: magnetic buzzer

Date: 1/30/2006

Unit: mm

Page No: 4 of 4

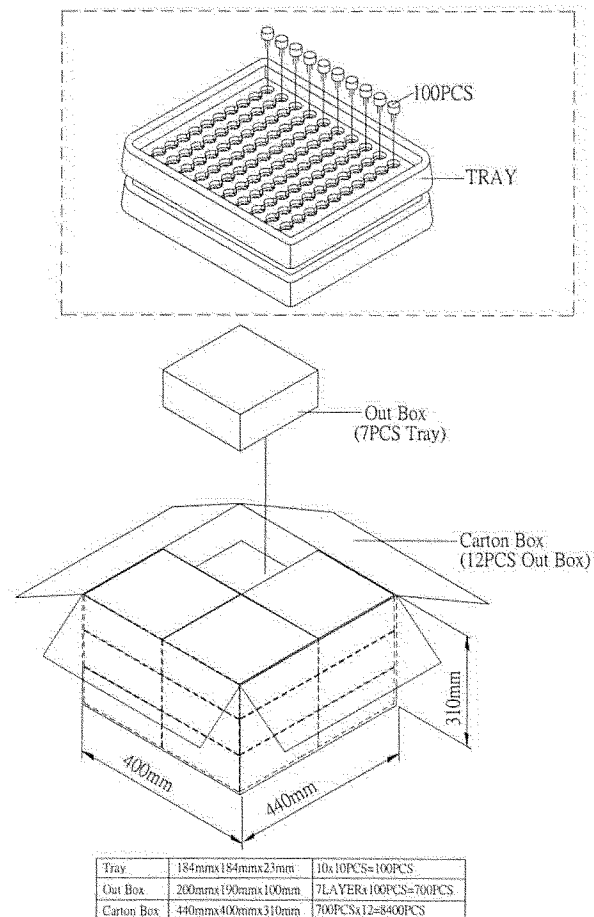
**RELIABILITY TEST**

No.	Item	Test condition	Evaluation standard
1	Operating life test	<p>1. Continuous life test The part shall be subjected to 72 hours at +55°C with 5V, 2730Hz applied.</p> <p>2. Intermittent life test A duty cycle of 1 minute on, 1 minutes off, a minimum of 10000 times at room temp. (+25±10°C) with 5V, 2730Hz applied.</p>	After the test the part shall meet specifications with-out any degradation in appearance and performance except SPL. after 4 hours at +25°C. the SPL should be in ±10dBA compared with initial one.

**TEST CONDITION.**

Standard Test Condition : a) Temperature : +5 ~ +35°C b) Humidity : 45-85% c) Pressure : 860-1060mbar

Judgement Test Condition : a) Temperature : +25 ± 2°C b) Humidity : 60-70% c) Pressure : 860-1060mbar

**PACKING STANDARD**

# AMEYA360

Components Supply Platform

Authorized Distribution Brand :



Website :

Welcome to visit [www.ameya360.com](http://www.ameya360.com)

Contact Us :

➤ Address :

401 Building No.5, JiuGe Business Center, Lane 2301, Yishan Rd  
Minhang District, Shanghai , China

➤ Sales :

Direct    +86 (21) 6401-6692  
Email     amall@ameya360.com  
QQ        800077892  
Skype     ameyasales1 ameyasales2

➤ Customer Service :

Email     service@ameya360.com

➤ Partnership :

Tel        +86 (21) 64016692-8333  
Email     mkt@ameya360.com