



Features

- High resistance to heat and humidity
- Resistance to mechanical shock and pressure
- Accurate dimensions for automatic surface mounting
- Inductance range: 0.12 to 150 μ H
- RoHS compliant*

Applications

- Mobile phones
- Cellular phones
- CTV, VCR, HIC, FDD

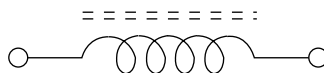
CM322522 Series - Chip Inductor

Electrical Specifications @25 °C

Bourns Part No.	Inductance			Q Min.	Test Frequency (MHz)	SRF Min. (MHz)	DCR Max. (Ω)	IDC (mA)
	μ H	Standard Tol. (%)	Other Tol. (%)					
CM322522-R12ML	0.12	± 20	N/A	30	25.2	500	0.22	450
CM322522-R15ML	0.15	± 20	N/A	30	25.2	450	0.25	450
CM322522-R18ML	0.18	± 20	N/A	30	25.2	400	0.28	450
CM322522-R22*L	0.22	± 20	± 10	30	25.2	350	0.32	450
CM322522-R27*L	0.27	± 20	± 10	30	25.2	320	0.36	450
CM322522-R33*L	0.33	± 20	± 10	30	25.2	300	0.4	450
CM322522-R39*L	0.39	± 20	± 10	30	25.2	250	0.45	450
CM322522-R47*L	0.47	± 20	± 10	30	25.2	220	0.5	450
CM322522-R56*L	0.56	± 20	± 10	30	25.2	180	0.55	450
CM322522-R68*L	0.68	± 20	± 10	30	25.2	160	0.6	450
CM322522-R82*L	0.82	± 20	± 10	30	25.2	140	0.65	450
CM322522-1R0*L	1	± 10	± 5	30	7.96	120	0.7	400
CM322522-1R2*L	1.2	± 10	± 5	30	7.96	100	0.75	390
CM322522-1R5*L	1.5	± 10	± 5	30	7.96	85	0.85	370
CM322522-1R8*L	1.8	± 10	± 5	30	7.96	80	0.9	350
CM322522-2R2*L	2.2	± 10	± 5	30	7.96	75	1	320
CM322522-2R7*L	2.7	± 10	± 5	30	7.96	70	1.1	290
CM322522-3R3*L	3.3	± 10	± 5	30	7.96	60	1.2	260
CM322522-3R9*L	3.9	± 10	± 5	30	7.96	55	1.3	250
CM322522-4R7*L	4.7	± 10	± 5	30	7.96	50	1.5	220
CM322522-5R6*L	5.6	± 10	± 5	30	7.96	45	1.6	200
CM322522-6R8*L	6.8	± 10	± 5	30	7.96	40	1.8	180
CM322522-8R2*L	8.2	± 10	± 5	30	7.96	35	2	170
CM322522-100*L	10	± 10	± 5	30	2.52	30	2.1	150
CM322522-120*L	12	± 10	± 5	30	2.52	20	2.5	140
CM322522-150*L	15	± 10	± 5	30	2.52	20	2.8	130
CM322522-180*L	18	± 10	± 5	30	2.52	20	3.3	120
CM322522-220*L	22	± 10	± 5	30	2.52	20	3.7	110
CM322522-270*L	27	± 10	± 5	30	2.52	20	5	80
CM322522-330*L	33	± 10	± 5	30	2.52	17	5.6	70
CM322522-390*L	39	± 10	± 5	30	2.52	16	6.4	65
CM322522-470*L	47	± 10	± 5	30	2.52	15	7	60
CM322522-560*L	56	± 10	± 5	30	2.52	13	8	55
CM322522-680*L	68	± 10	± 5	30	2.52	12	9	50
CM322522-820*L	82	± 10	± 5	30	2.52	11	10	45
CM322522-101*L	100	± 10	± 5	20	0.796	10	11	40
CM322522-121*L	120	± 10	± 5	20	0.796	10	11	70
CM322522-151*L	150	± 10	± 5	20	0.796	8	15	65

* Enter Standard or Other Tolerance Code:
M = ± 20 %, K = ± 10 %, J = ± 5 %

Schematic



*RoHS Directive 2002/95/EC Jan. 27, 2003 including annex and RoHS Recast 2011/65/EU June 8, 2011.

Specifications are subject to change without notice.

The device characteristics and parameters in this data sheet can and do vary in different applications and actual device performance may vary over time.

Users should verify actual device performance in their specific applications.

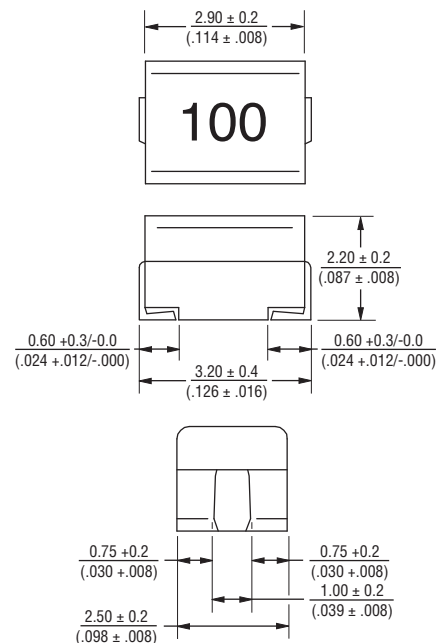
General Specifications

Operating Temperature-40 °C to +125 °C
(Temperature rise included)
Storage Temperature-40 °C to +125 °C
Resistance to Soldering Heat 245 °C, 5 seconds
Temperature Rise 20 °C
Rated Current.... Inductance drops 10 %

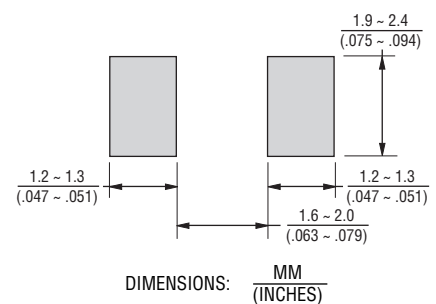
Materials

Core.....Ferrite
Wire.....Enamelled copper
Enclosure.....Epoxy resin
Terminal Finish.....Sn
Packaging..... 2,000 pcs. per 7-inch reel

Product Dimensions



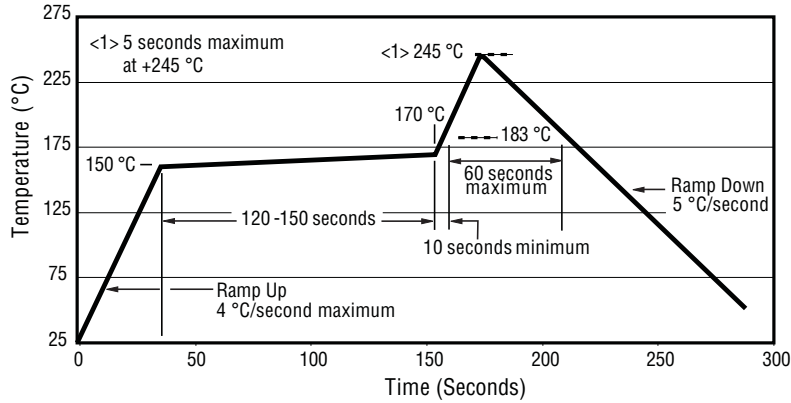
Recommended Layout



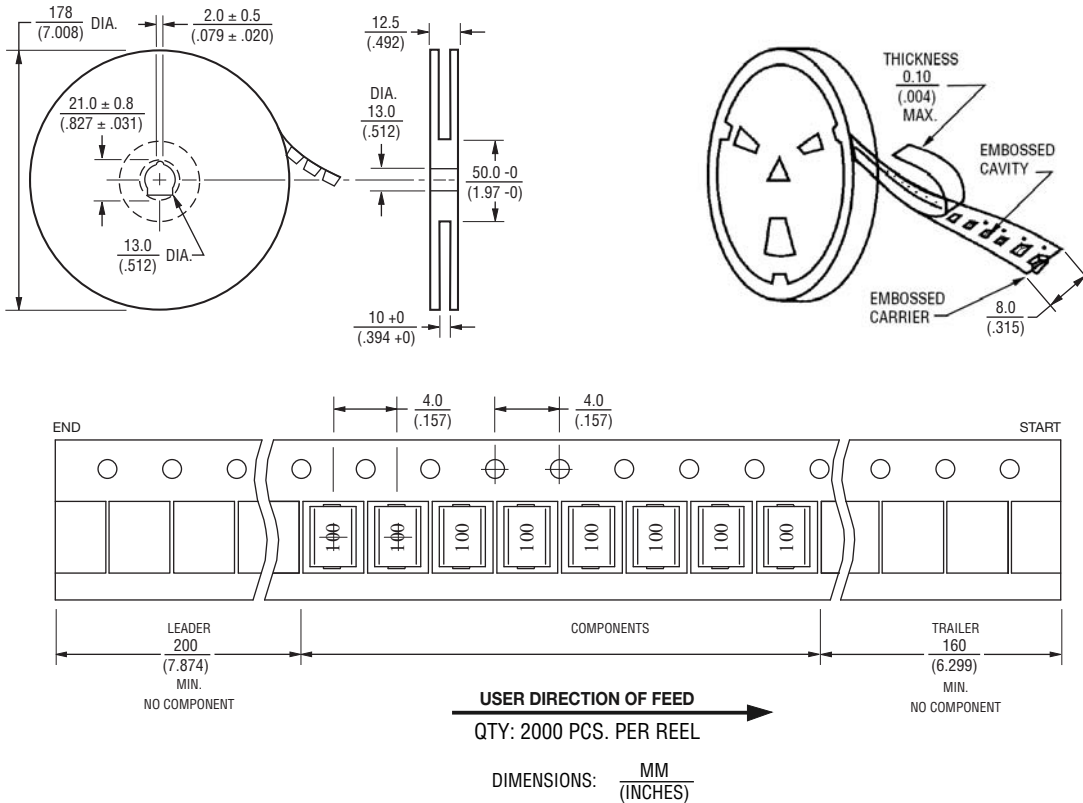
CM322522 Series - Chip Inductor



Soldering Profile



Packaging Specifications



REV. 08/14

Specifications are subject to change without notice. The device characteristics and parameters in this data sheet can and do vary in different applications and actual device performance may vary over time. Users should verify actual device performance in their specific applications.

AMEYA360

Components Supply Platform

Authorized Distribution Brand :



Website :

Welcome to visit www.ameya360.com

Contact Us :

➤ Address :

401 Building No.5, JiuGe Business Center, Lane 2301, Yishan Rd
Minhang District, Shanghai , China

➤ Sales :

Direct +86 (21) 6401-6692

Email amall@ameya360.com

QQ 800077892

Skype [ameyasales1](#) [ameyasales2](#)

➤ Customer Service :

Email service@ameya360.com

➤ Partnership :

Tel +86 (21) 64016692-8333

Email mkt@ameya360.com