



NO CONTENT ON THE ATTACHED DOCUMENT HAS CHANGED



THIS PAGE INTENTIONALLY LEFT BLANK

WIDEBAND FIXED ATTENUATOR FAMILY, DC - 25 GHz HMC656LP2E / HMC657LP2E / HMC658LP2E

Typical Applications

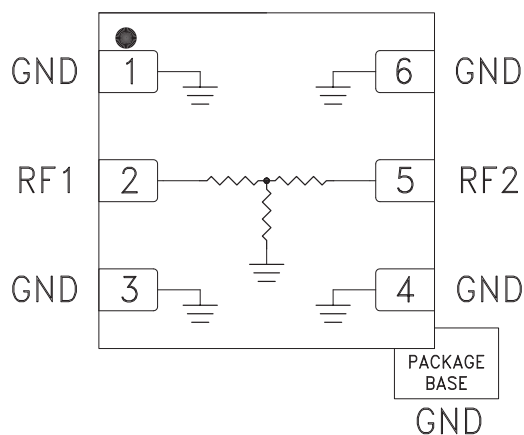
The HMC656LP2E - HMC658LP2E are ideal for:

- Fiber Optics
- Microwave Radio
- Military & Space
- Test & Measurement
- Scientific Instruments
- RF / Microwave Circuit Prototyping

Features

- 3 Attenuator Products:
10, 15, & 20 dB Fixed Attenuation Levels
- Wide Bandwidth: DC - 25 GHz
- Excellent Attenuation Accuracy
- Power Handling: +25 dBm
- 6 Lead 2x2mm SMT Package: 4mm²

Functional Diagrams



General Description

The HMC656LP2E / 657LP2E / 658LP2E are a line of wideband fixed value SMT 50 Ohm matched attenuators which offer relative attenuation levels of 10, 15 and 20 dB respectively. These passive attenuators are ideal for military, test equipment, and other wideband applications where extremely flat attenuation, and excellent VSWR vs. frequency are required.

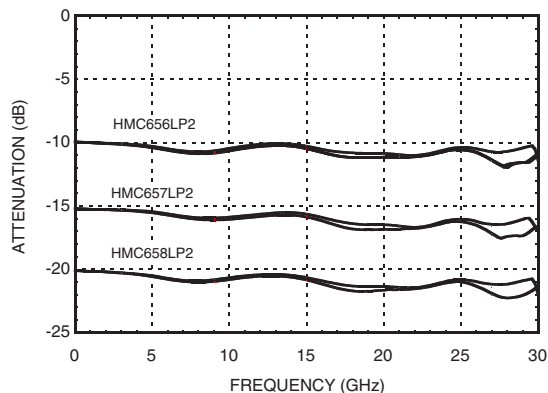
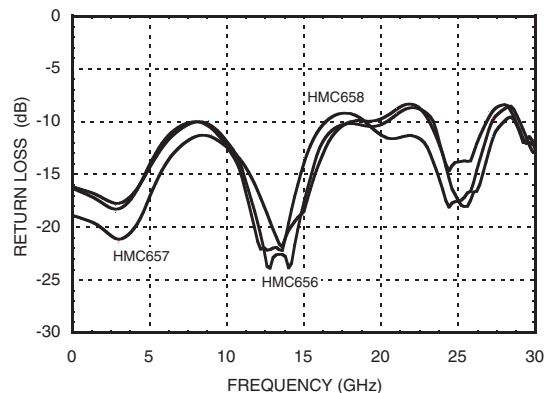
These wideband attenuators handle up to +25 dBm of input power, and are compatible with high volume surface mount manufacturing techniques.

Electrical Specifications, $T_A = +25^\circ\text{C}$, 50 Ohm system

Part Number	Attenuator Value	Return Loss (Min.)	Return Loss (Typ.)	Attenuation Tolerance ^[1]	Temperature Coefficient (Typical) ^[2]	Units
						GHz
HMC656LP2E	10	7	12	± 1.5	0.0004	dB
HMC657LP2E	15	7	14	± 2.0	0.0006	dB
HMC658LP2E	20	7	12	± 2.0	0.0004	dB

[1] Attenuation Tolerance is valid over temperature.

[2] Temperature Coefficient Units are dB/ °C.

WIDEBAND FIXED ATTENUATOR FAMILY, DC - 25 GHz
HMC656LP2E / HMC657LP2E / HMC658LP2E
Attenuation vs. Temperature

Return Loss

Absolute Maximum Ratings

Part Number	HMC656LP2E	HMC657LP2E	HMC658LP2E	Units
RF Input Power (CW)	25	25	25	dBm
DC Voltage Terminated	4.9	4.4	4.8	V
DC Voltage Open	5.3	4.6	4.9	V
Storage Temperature	-65 to +150			°C
Operating Temperature	-40 to +85			°C
ESD Sensitivity (HBM)	Class 1B	Class 1B	Class 1B	

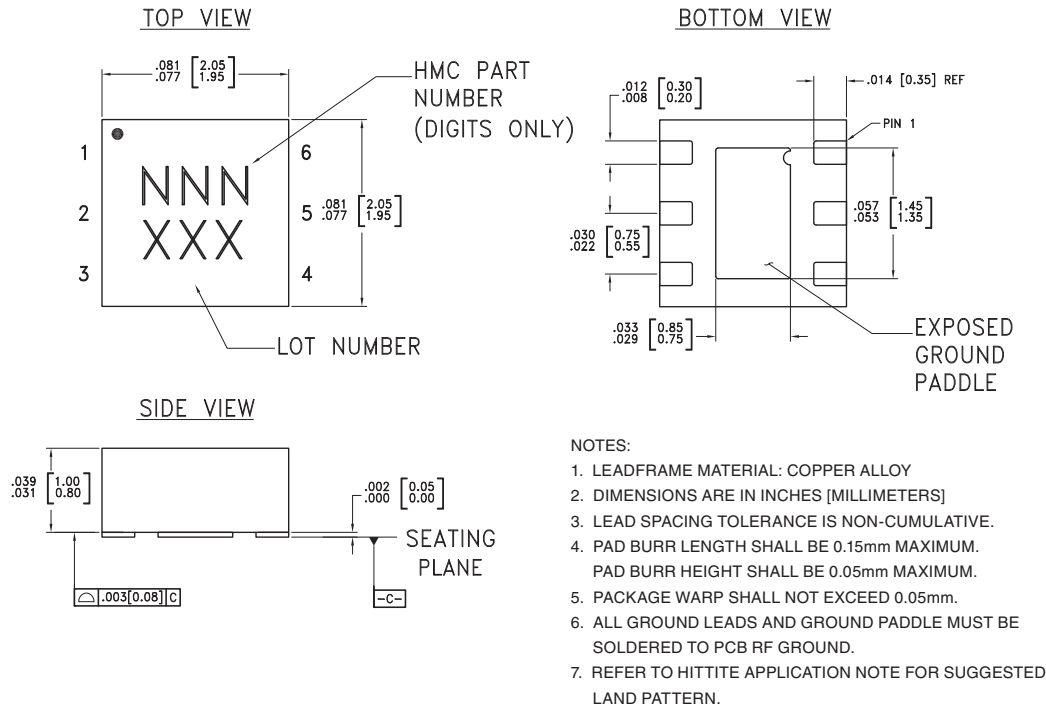


ELECTROSTATIC SENSITIVE DEVICE
OBSERVE HANDLING PRECAUTIONS

HMC656LP2E TO HMC658LP2E

WIDEBAND FIXED ATTENUATOR FAMILY, DC - 25 GHz HMC656LP2E / HMC657LP2E / HMC658LP2E

Outline Drawing



Package Information


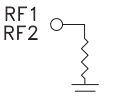
Part Number	Package Body Material	Lead Finish	MSL Rating	Package Marking [3]
HMC656LP2 through HMC658LP2	Low Stress Injection Molded Plastic	Sn/Pb Solder	MSL1 [1]	NNN XXX
HMC656LP2E through HMC658LP2E	RoHS-compliant Low Stress Injection Molded Plastic	100% matte Sn	MSL1 [2]	NNN XXX

[1] Max peak reflow temperature of 235 °C

[2] Max peak reflow temperature of 260 °C

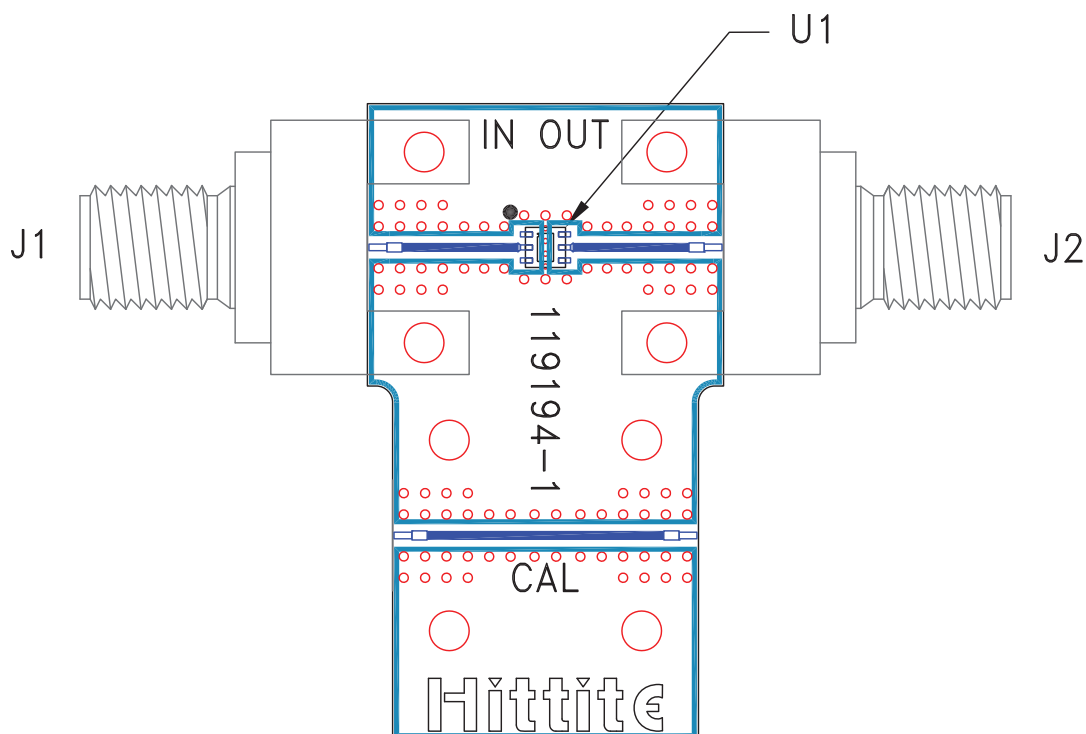
[3] 3-Digit lot number XXX

Pin Descriptions

Pin Number	Function	Description	Interface Schematic
1, 3, 4, 6	GND	Package bottom must be connected to RF/DC ground.	
2, 5	RF1, RF2	This pin is DC coupled and matched to 50 Ohms. Use DC Blocking capacitors if the input / output signals have non-zero DC potential	

WIDEBAND FIXED ATTENUATOR FAMILY, DC - 25 GHz HMC656LP2E / HMC657LP2E / HMC658LP2E

Evaluation PCB



12

PASSIVES - SMT

List of Materials for Evaluation PCB 119197 ^[1]

Item	Description
J1 - J2	PCB Mount SMA Connector
U1	HMC656LP2E through HMC658LP2E Passive Attenuator
PCB [2]	119194 Evaluation PCB

[1] Reference this number when ordering complete evaluation PCB

[2] Circuit Board Material: Rogers 4350

The circuit board used in the final application should be generated with proper RF circuit design techniques. Signal lines at the RF port should have 50 ohm impedance and the package ground leads and exposed paddle should be connected directly to the ground plane similar to that shown above. The evaluation circuit board shown above is available from Hittite Microwave Corporation upon request.

AMEYA360

Components Supply Platform

Authorized Distribution Brand :



Website :

Welcome to visit www.ameya360.com

Contact Us :

➤ Address :

401 Building No.5, JiuGe Business Center, Lane 2301, Yishan Rd
Minhang District, Shanghai , China

➤ Sales :

Direct +86 (21) 6401-6692

Email amall@ameya360.com

QQ 800077892

Skype ameyasales1 ameyasales2

➤ Customer Service :

Email service@ameya360.com

➤ Partnership :

Tel +86 (21) 64016692-8333

Email mkt@ameya360.com