

"High Frequency Ceramic Solutions"

2.45/5.512 GHz Diplexer

P/N 2450DP15A5512

Detail Specification: 01/13/2003

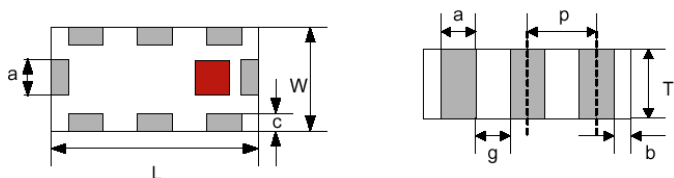
Page 1 of 2

Part Number	Frequency (MHz)	Attenuation Low Band	Attenuation High Band	Return Loss
2450DP15A5512_	2400 - 2500	0.70 dB max.	15 dB min.	9.5 dB min.
	5150 - 5875	20 dB min.	0.9 dB max.	9.5 dB min.

Input Power	Impedance	Operating Temperature Range	Reel Qty
3 Watts max	50 Ω	-40 to +85°C	4000

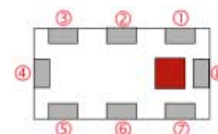
Mechanical Dimensions

	L	W	T	a	b	c	g	p
Inches	0.079 ± .004	0.049 ± .004	0.034 ± .004	0.012 ± .004	0.008 ± .004	0.012 + .004/-0.008	0.014 ± .004	0.026 ± .002
mm	2.0 ± 0.1	1.25 ± 0.1	0.85 ± 0.1	0.30 ± 0.1	0.20 ± 0.1	0.30+0.1/-0.2	0.35 ± 0.1	0.65 ± 0.05



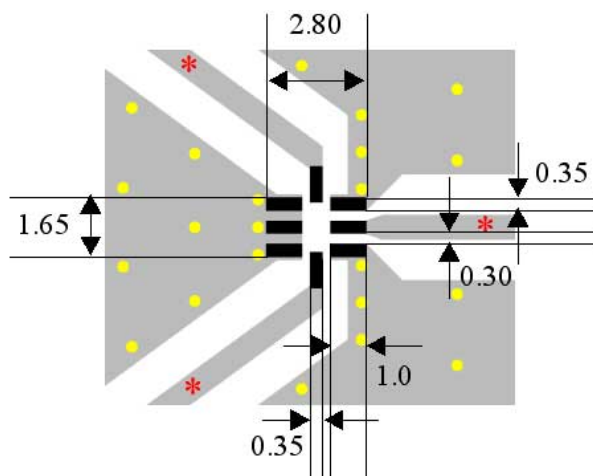
Terminal Configuration

No.	Function	No.	Function
1	GND	5	GND
2	Common Port (P1)	6	GND
3	GND	7	GND
4	High Freq. Port (P3)	8	Low Freq. Port (P2)



Mounting Considerations

Mount these devices with brown colored side facing up. Line width should be designed to provide 50Ω impedance matching characteristics.



- Solder Resist
- Land
- Through-hole (ϕ 0.35)

*Johanson Technology, Inc. reserves the right to make design changes without notice.
All sales are subject to Johanson Technology, Inc. terms and conditions.*

“High Frequency Ceramic Solutions”

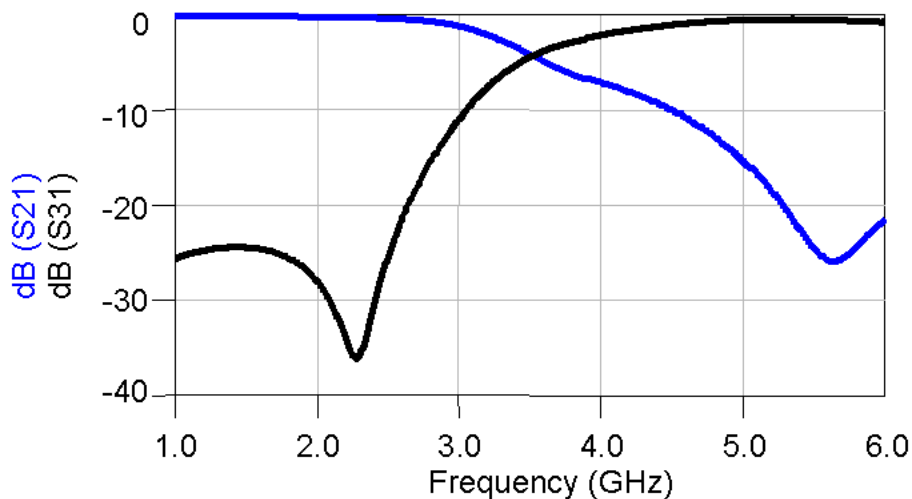
2.45/5.512 GHz Diplexer

Detail Specification: 01/13/2003

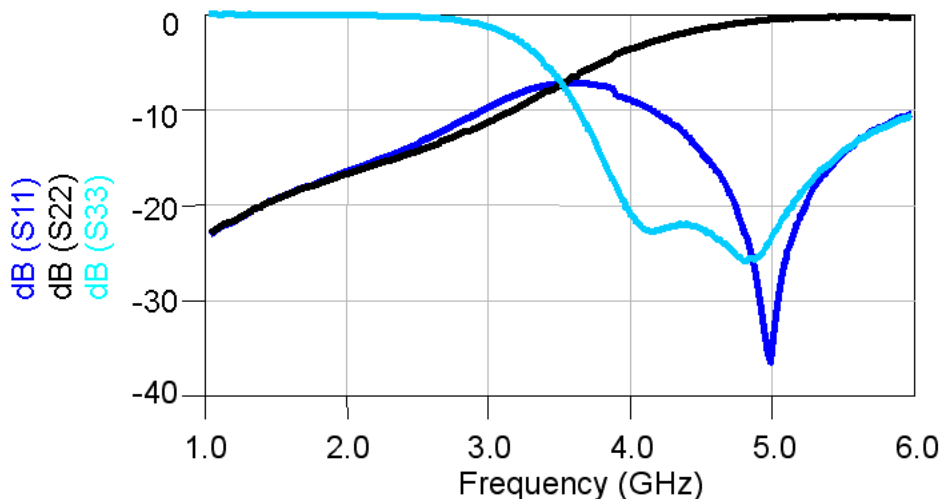
P/N 2450DP15A5512

Page 2 of 2

Insertion Loss



Return Loss



For the above graphs: Port 1 is Pin 2
(Common Port); Port 2 is Pin 8 (Low Band); Port 3 is Pin 4 (High Band)



AMEYA360

Components Supply Platform

Authorized Distribution Brand :



Website :

Welcome to visit www.ameya360.com

Contact Us :

➤ Address :

401 Building No.5, JiuGe Business Center, Lane 2301, Yishan Rd
Minhang District, Shanghai , China

➤ Sales :

Direct +86 (21) 6401-6692

Email amall@ameya360.com

QQ 800077892

Skype [ameyasales1](#) [ameyasales2](#)

➤ Customer Service :

Email service@ameya360.com

➤ Partnership :

Tel +86 (21) 64016692-8333

Email mkt@ameya360.com