


Piano DIP Switch

A6HR


Piano type models available in Half-pitch.

- Gold-plated twin contacts will ensure high reliability.
- Embossed tapping models available for automatic mounting. (small reel also available)
- Temperature-resistant resin allows at peak reflow temperatures of 260 °C.

RoHS Compliant



List of Models

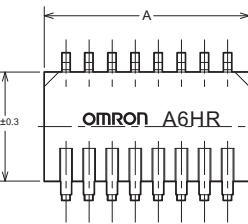
Type and color of actuator			Standard (white)			
			Tube packaging	Embossed tapping		
				Standard reel		Small reel
						
No. of poles	Quantity per tube		Quantity per reel		Quantity per reel	
2	125	A6HR-2104	1,000	A6HR-2104-P	500	A6HR-2104-PM
4	70	A6HR-4104		A6HR-4104-P		A6HR-4104-PM
6	50	A6HR-6104		A6HR-6104-P		A6HR-6104-PM
8	40	A6HR-8104		A6HR-8104-P		A6HR-8104-PM
10	30	A6HR-0104		A6HR-0104-P		A6HR-0104-PM

Note: Order in multiples of the package quantity.

Ratings/Characteristics

Rating (resistive load)		25 mA at 24 VDC 10 μ A (minimum current) at 3.5 VDC
Ambient operating temperature		-30 to +85 °C at 60% max. (with no icing or condensation)
Ambient operating humidity		35% to 95% (at +5 to +35 °C)
Insulation resistance		100 M Ω min. (at 100 VDC with insulation tester)
Contact resistance (initial value)		200 m Ω max.
Dielectric strength	Between terminals	300 VAC for 1 min
Vibration resistance	Malfunction	10 to 55 Hz, 1.5-mm double amplitude
Shock resistance	Malfunction	490 m/s ² min.
Durability	Electrical	1,000 operations min.
Washing		Not possible
Degree of protection		IEC IP40
Operating force (OFF to ON)		0.29 to 4.9 N {30 to 500 gf} (2.45N {250 gf} max. ON to OFF)
Weight		0.13g (2 poles) 0.22g (4 poles) 0.3g (6 poles) 0.4g (8 poles) 0.48g (10 poles)

■ Dimensions (Unit: mm)

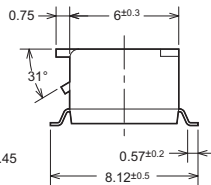
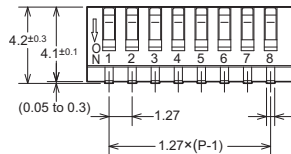


Standard

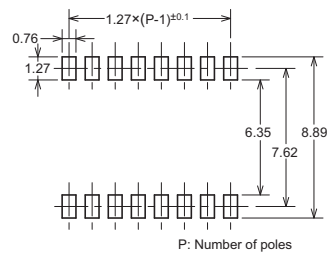
A6HR-□104

A6HR-104-P

A6HR-104-PM



Dimensions of PCB pad (Top View)

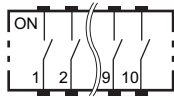


No. of poles	Models	A
2	A6HR-2104	3.67
4	A6HR-4104	6.21
6	A6HR-6104	8.75
8	A6HR-8104	11.29
10	A6HR-0104	13.83

Note: Unless otherwise specified, a tolerance of ± 0.4 mm applies to all dimensions.

■ Internal Connections

Contact Form (Top View)



■ Precautions

Be sure to read the Safety precautions common to all DIP Switches for correct use.

- Application examples provided in this document are for reference only. In actual applications, confirm equipment functions and safety before using the product.
- Consult your OMRON representative before using the product under conditions which are not described in the manual or applying the product to nuclear control systems, railroad systems, aviation systems, vehicles, combustion systems, medical equipment, amusement machines, safety equipment, and other systems or equipment that may have a serious influence on lives and property if used improperly. Make sure that the ratings and performance characteristics of the product provide a margin of safety for the system or equipment, and be sure to provide the system or equipment with double safety mechanisms.

Note: Do not use this document to operate the Unit.

OMRON Corporation

Electronic and Mechanical Components Company

Contact: www.omron.com/ecb

Cat. No. A191-E1-05
1014(0207)(O)

AMEYA360

Components Supply Platform

Authorized Distribution Brand :



Website :

Welcome to visit www.ameya360.com

Contact Us :

➤ Address :

401 Building No.5, JiuGe Business Center, Lane 2301, Yishan Rd
Minhang District, Shanghai , China

➤ Sales :

Direct +86 (21) 6401-6692

Email amall@ameya360.com

QQ 800077892

Skype ameyasales1 ameyasales2

➤ Customer Service :

Email service@ameya360.com

➤ Partnership :

Tel +86 (21) 64016692-8333

Email mkt@ameya360.com