

Features

- Linear Position Sensor
- IP65 Dust Proof, Water Proof (Intense Spray)
- Polyester Substrate
- 3M Pressure Sensitive Adhesive (PSA)
- Upon Request
 - Male or Female Nicomatic or Berg Connectors
 - Wiper of 1-3 Newton Force to Actuate Part
 - Higher Temperature and/or Contactless Options Available



Mechanical Specifications

- Life Cycle: >1 million
- Height: $\leq 0.51\text{mm}$ (0.020")
- Actuation Force (with a 10mm wide active cavity):
 - 40°C 0.8 to 1.8 N
 - 25°C 0.8 to 1.8 N
 - +23°C 0.6 to 1.5 N
 - +50°C 0.6 to 1.5 N

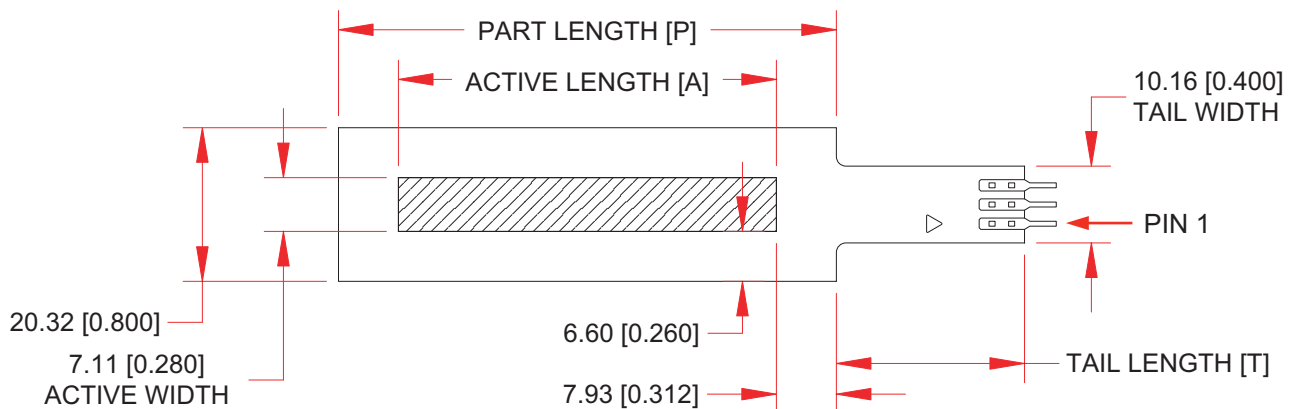
Environmental Specifications

- Operating Temperature: -40°C to +50°C
- Humidity: No affect @ 95% RH, 4hrs 50°C
- IP Rating of Active Area: IP65

Electrical Specifications

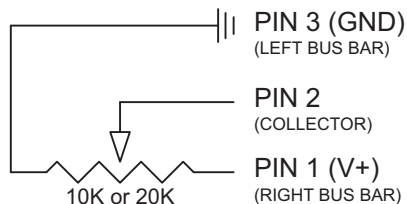
- Resistance - Standard: 10k Ohms (lengths >300mm = 20k Ohms)
- Resistance - Custom: 1k to 100k Ohms
- Resistance Tolerance: $\pm 20\%$
- Effective Electrical Travel: 8 to 2000mm
- Linearity (Independent): Linear $\pm 1\%$ & 3% Rotary $\pm 3\%$ & 5%
- Repeatability: No hysteresis, but with any wiper looseness some hysteresis will occur
- Power Rating (depending on size, varies with length and temperature): 1 Watt max. @ 25°C, ≤ 0.5 Watt recommended
- Resolution: Analog output theoretically infinite; affected by variation of contact wiper surface area.
- Dielectric Value: No affect @ 500VAC for 1 minute

Dimensional Diagram - Stock Linear SoftPot

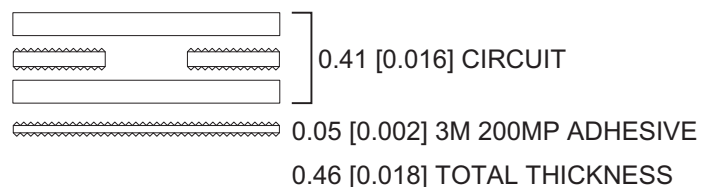


	12.50mm 0.492"	25.00mm 0.984"	50.00mm 1.969"	100.00mm 3.937"	150.00mm 5.906"	170.00mm 6.693"	200.00mm 7.874"	300.00mm 11.811"	400.00mm 15.748"	500.00mm 19.685"	750.00mm 29.528"	1000.00mm 39.370"
A												
P	28.36mm 1.117"	40.86mm 1.609"	65.86mm 2.593"	115.86mm 4.562"	165.86mm 6.531"	185.86mm 7.318"	215.86mm 8.499"	315.86mm 12.436"	415.86mm 16.373"	515.86mm 20.310"	765.86mm 30.153"	1015.86mm 39.995"
T	12.70mm 0.500"		24.89mm 0.980"									

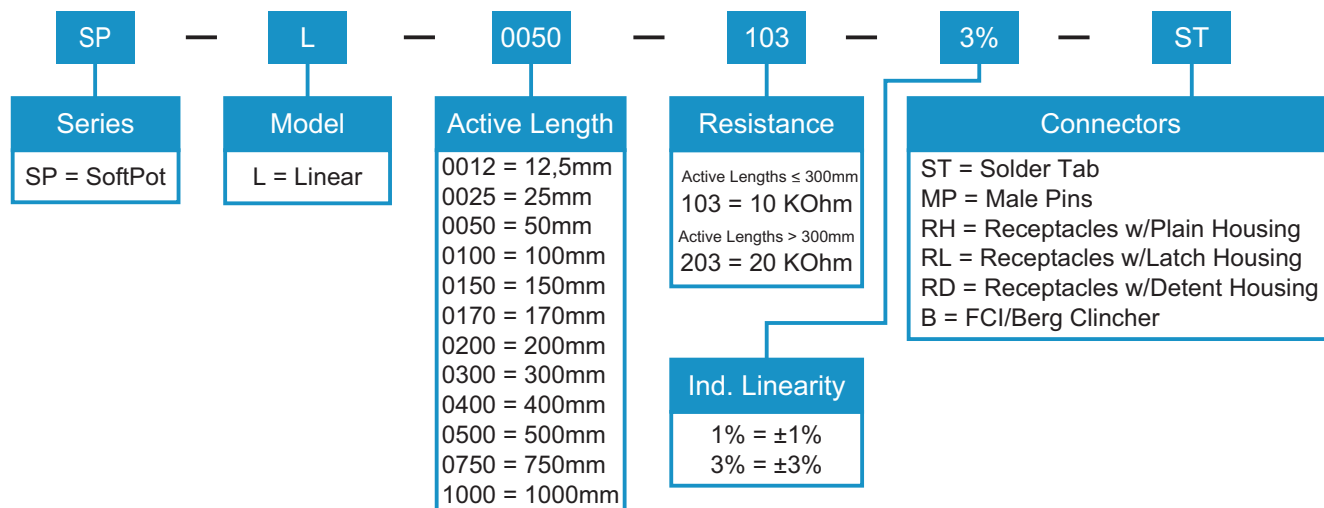
Electrical Schematic




Material Cross-Section




How to Order - Linear SoftPots




Standard Connector Options



Crimpflex Solder Tab (ST)




Crimpflex Short Male Pins (MP)



Crimpflex Female Receptacles with a Plain Housing (RH)



Crimpflex Female Receptacles with a Latch Housing (RL)



Crimpflex Female Receptacles with a Detent Housing (RD)



FCI/Berg Clincher (B)

Customization

Customize the size, shape, and even the number of tracks. Such custom requests, for example, can be: multiple ganged sensors (up to 40 tracks); serpentine active area track; custom lengths 10mm-2000mm; custom rotary diameters, etc. Feel free to contact Spectra Symbol with your custom request at sales@spectrasymbol.com or (888)795-2283..

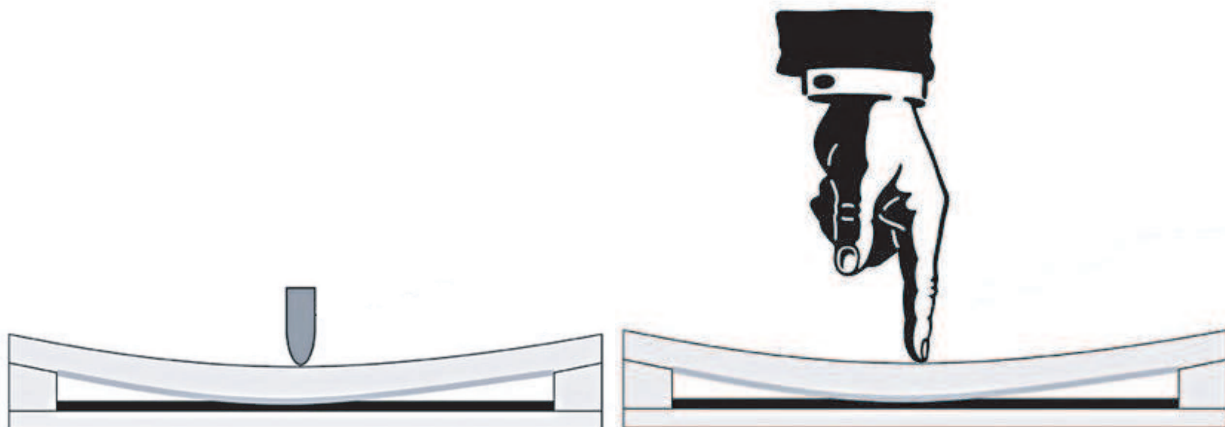
How It Works

In simple terms, the SoftPot membrane potentiometer is a resistive element, which comprises a conductive resistor, a sealed encasement and a simple wiper assembly. A membrane potentiometer can also function as a voltage divider.

The SoftPot is a three-wire system with two resistive output channels and an electrical collector channel.



By pressing a wiper down onto the top circuit the SoftPot produces the desired electrical output. The "wiper" is a non-conductive mechanism that depresses the top circuit actuating the potentiometer from the outside of the element. The top and bottom circuits are separated by 0.15mm (0.006") of spacer adhesive build-up and contact between the circuit occurs by pressure (usually 1-3 Newtons) from the wiper on the top circuit, pushing down until the top circuit connects with the bottom circuit to create a potentiometric output.



The construction of the wiper design can adapt to any application because most materials can serve as the wiper: plastics, metals, sliders, rollers, wheels, etc. Also, the SoftPot can also be manually (hand) actuated.

Wiper

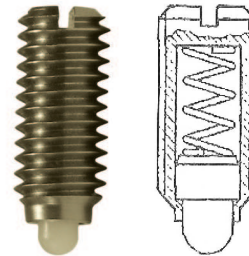
Typical wiper materials are delrin, plastic injection molded products, metal rollers with back-loaded springs, sliders attached to lead-screws, etc. With small quantities, an off-the-shelf solution might be easier, while with higher quantities or space limitations a custom wiper may be required.

The stock 1-3 Newton wiper is an excellent product for most applications. In case of unique applications, extreme environment or cycle needs, it is recommended to seek the advice of the Spectra Symbol Design Department. The selection of the correct wiper (material, form) can affect the life cycle and electrical output of the SoftPot.

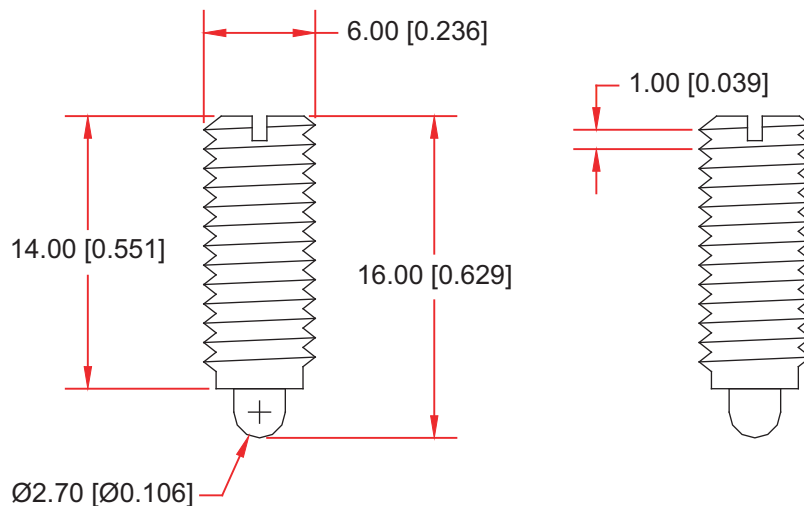
Stock Wiper

Mechanical Specifications

- Minimum Force: 1 Newton
- Maximum Force: 3 Newtons
- Tip Material: Delrin
- Thread Pitch: M1.0 (1mm)



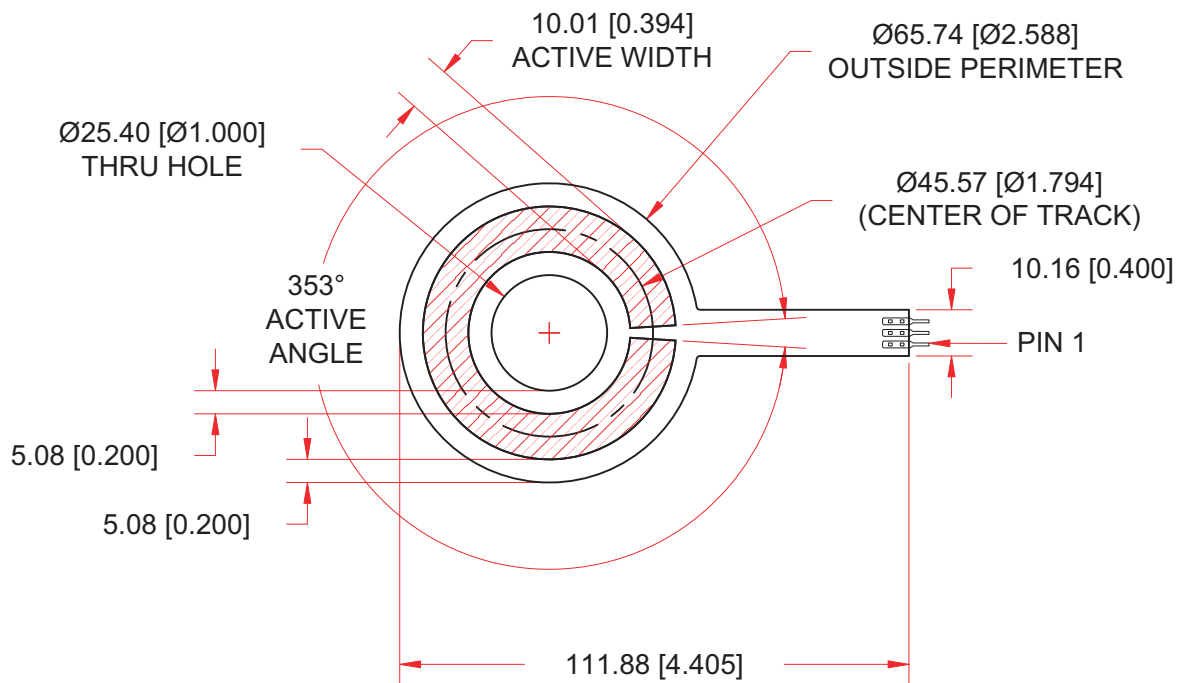
Dimensional Diagram



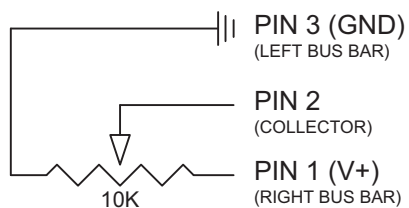
How to Order - Stock Wiper

WP	—	M1	—	01	—	03	—	014	—	DI
Series		Thread Pitch		Min. Force		Max. Force		Threaded Body Length		Tip Material
WP = Wiper		M1 = M1.0		01 = 1 Newton		03 = 3 Newtons		014 = 14mm		DI = Delrin

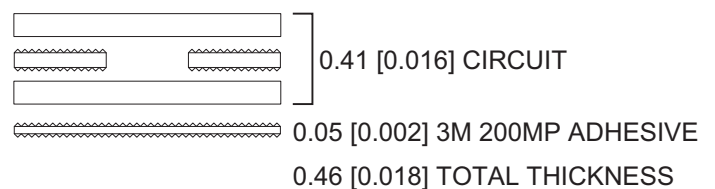
Diagram - Stock Rotary SoftPot



Electrical Schematic



Material Cross-Section



How to Order - Rotary SoftPot

SP	—	R	—	0046	/	0353	—	103	—	5%	—	ST
Series		Model		Center of Active Track		Active Angle		Resistance		Connectors		
SP = SoftPot		R = Rotary		0046 = 45.57mm		0353 = 353°		103 = 10 KOhm		ST = Solder tab MP = Male Pins RH = Receptacles w/Plain Housing RL = Receptacles w/Latch Housing RD = Receptacles w/Detent Housing B = FCI/Berg Clincher		
								Ind. Linearity				
								3% = ±3%				
								5% = ±5%				

AMEYA360

Components Supply Platform

Authorized Distribution Brand :



Website :

Welcome to visit www.ameya360.com

Contact Us :

➤ Address :

401 Building No.5, JiuGe Business Center, Lane 2301, Yishan Rd
Minhang District, Shanghai , China

➤ Sales :

Direct +86 (21) 6401-6692
Email amall@ameya360.com
QQ 800077892
Skype ameyasales1 ameyasales2

➤ Customer Service :

Email service@ameya360.com

➤ Partnership :

Tel +86 (21) 64016692-8333
Email mkt@ameya360.com