


Product Specification

Fiber Optics Cage for Small Form Factor Pluggable (SFP) Transceiver

V23818-S5-N1
V23818-S5-N1-BB

PRODUCT FEATURES

- Supports MSA compliant host board layouts and transceiver designs
- One-piece, rigid stainless steel construction with tin-lead plating
- Simple and fast installation/removal
- Solid retention strength
- Easily press fit onto host board via tear-drop foot design
- Testing of rear connector may take place before SFP Cage is installed onto host board
- Low emission design via fold-back spring fingers – no openings for radiation to pass through
- Enhanced transceiver kick-out and retention springs
- Heat transfer windows on all SFP Cage surfaces
- Cage can be press fit and/or soldered



DESCRIPTION

Finisar is offering its Cage for Small Form Factor Pluggable (SFP) transceivers with the most rigid mechanical design available on the market. The Cage is designed for press fit applications in order to reduce high volume manufacturing effort. Press fit pins can be also soldered if required. Externally bent bezel contact springs and one-piece construction enhance EMI performance. As part of Finisar's Total Transceiver Solution, the SFP Cage is your logical choice for next generation pluggable transceivers.

Part Number	Description
V23818-S5-N1	For single-sided mounting
V23818-S5-N1-BB	For double-sided "belly to belly" mounting (see Figure3)

APPLICATION NOTES

- For single-sided mounting, optimum host board thickness is .059to.062in [1.5to1.57mm]. SFP Cage mounting holes should be plated with HASL, gold, or immersion silver finish per MSA dimensional recommendations
- For double-sided mounting, host board thickness is .118in [3.0mm] minimum per the MSA. For belly-to-belly applications, one of the rear mounting feet is removed to avoid interference (V23818-S5-N1-BB)
- Installation of the SFP Cage may be done by hand or with a solid metal block across the top surface of the Cage. Block dimensions to be controlled by customer
- Removal of the Cage should be done with an internal solid metal block. Due to the collapsing nature of the teardrop foot design, the Finisar SFP Cage is intended for one-time installation
- The Finisar SFP Cage does not cause any damage when carefully removed; the outside profile of the teardrop feet is smooth and will not destroy pre-plated host board mounting holes
- Trapped fluids from washing process must be dried to prevent corrosion beneath SFP Cage
- Cage retention depends on finished hole size and plating thickness

SYSTEM CONFIGURATIONS

- Single-sided mounting with .640in [16.25mm] pitch
- Double-sided "belly to belly" mounting with .640in [16.25mm] pitch
- Double-sided "offset belly to belly" mounting with .975in [24.77mm] pitch

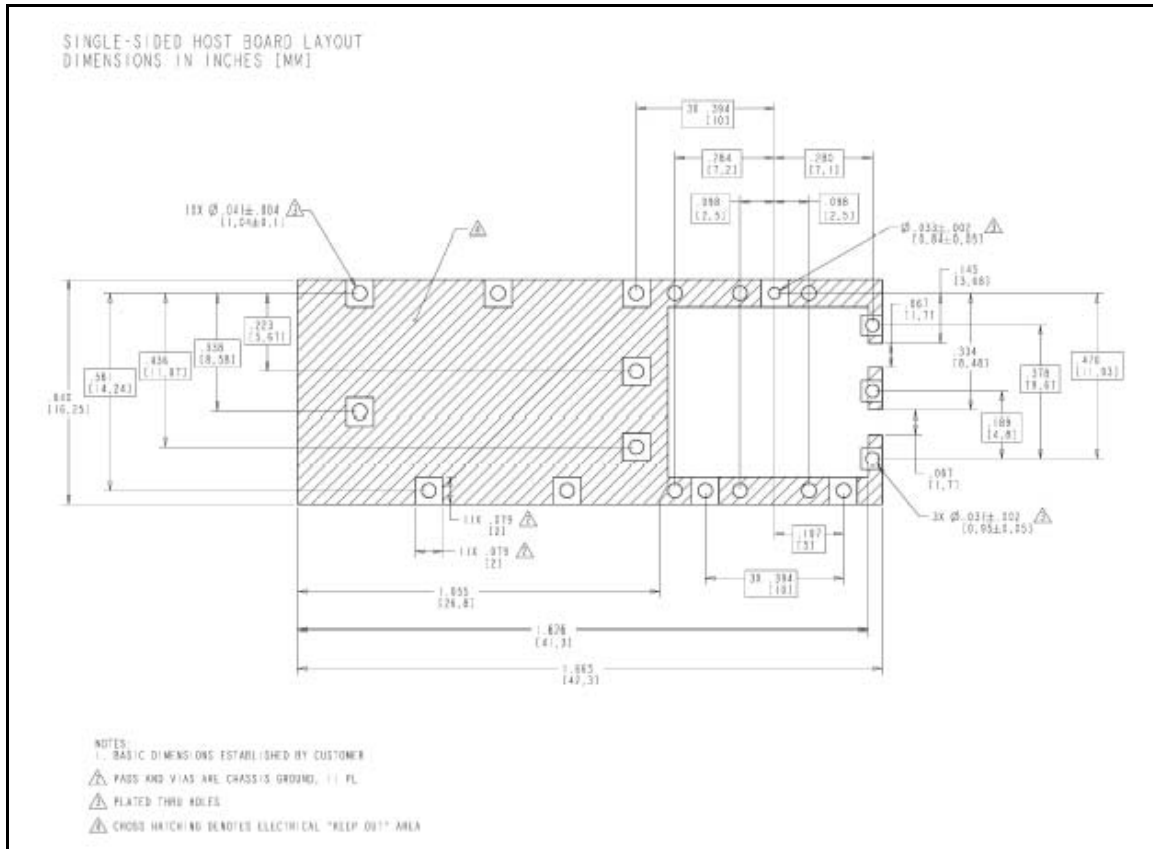


Figure 1 Single-sided Host Board Layout

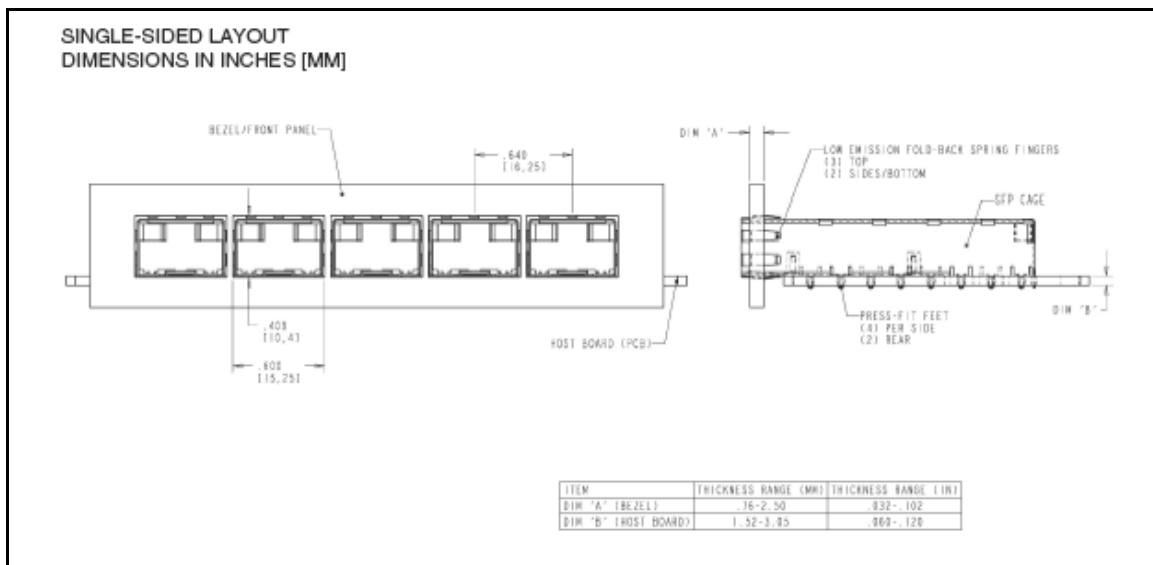


Figure 2 Single-sided Layout

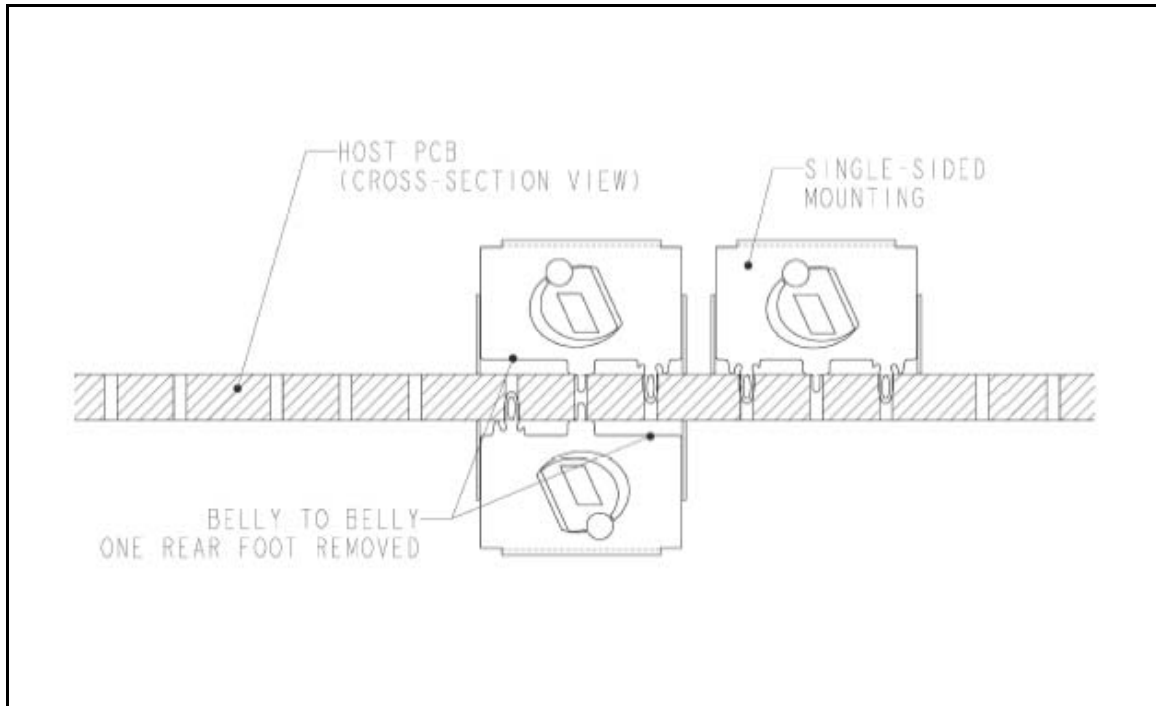


Figure 3

Single-sided Application

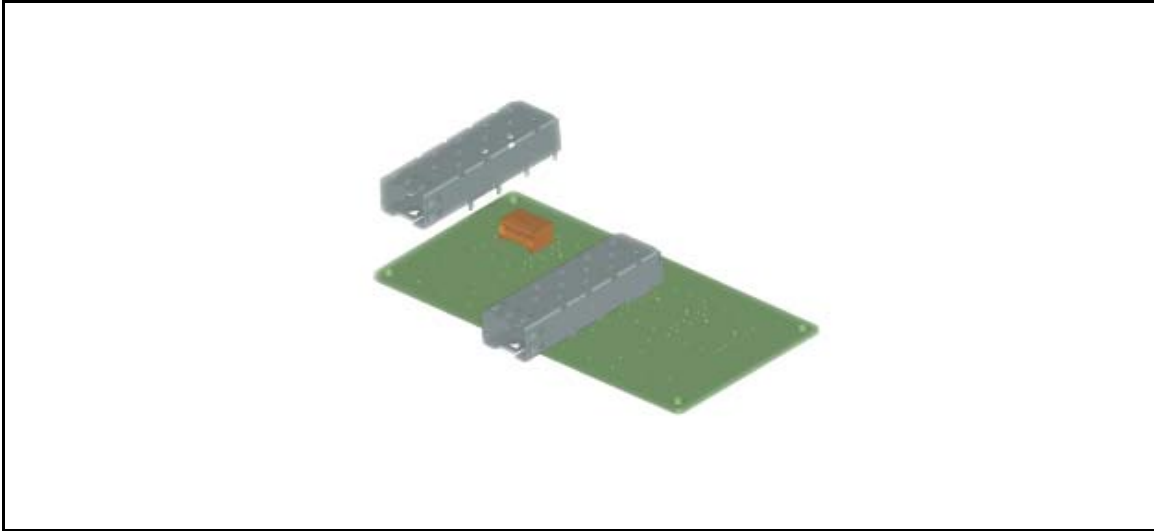


Figure 4

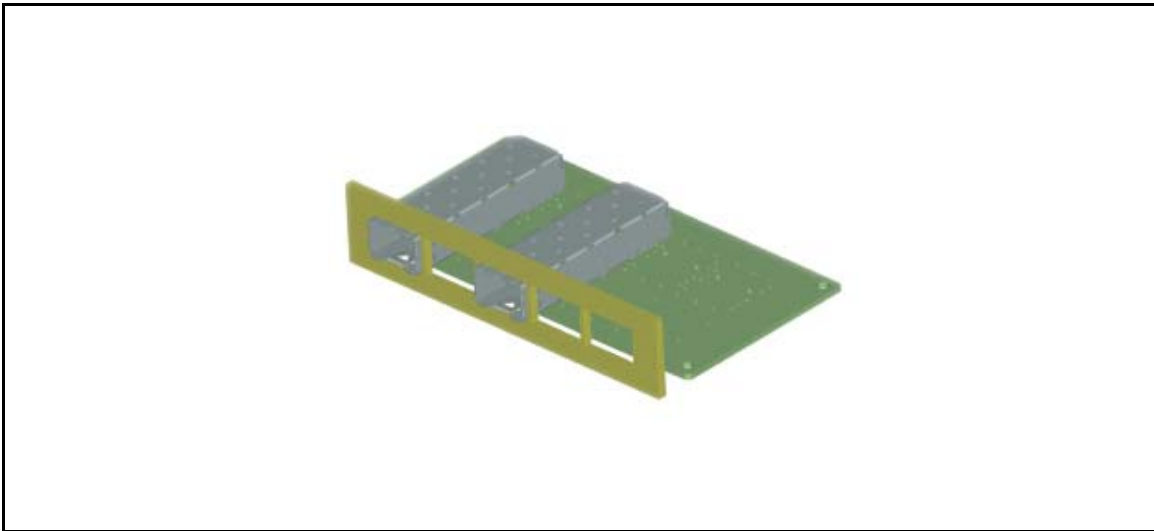


Figure 5

Belly to Belly Application




Figure 6

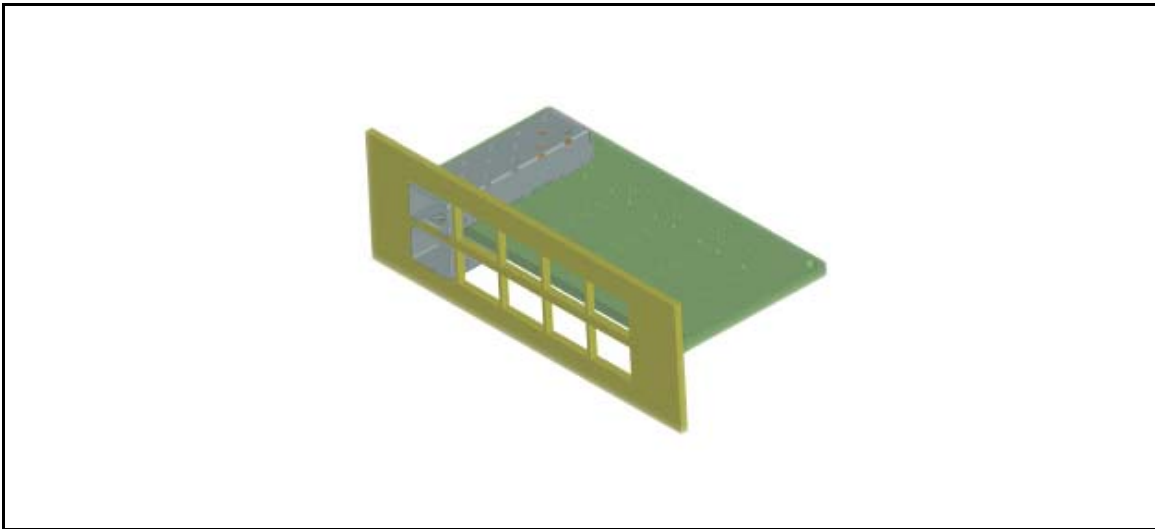


Figure 7

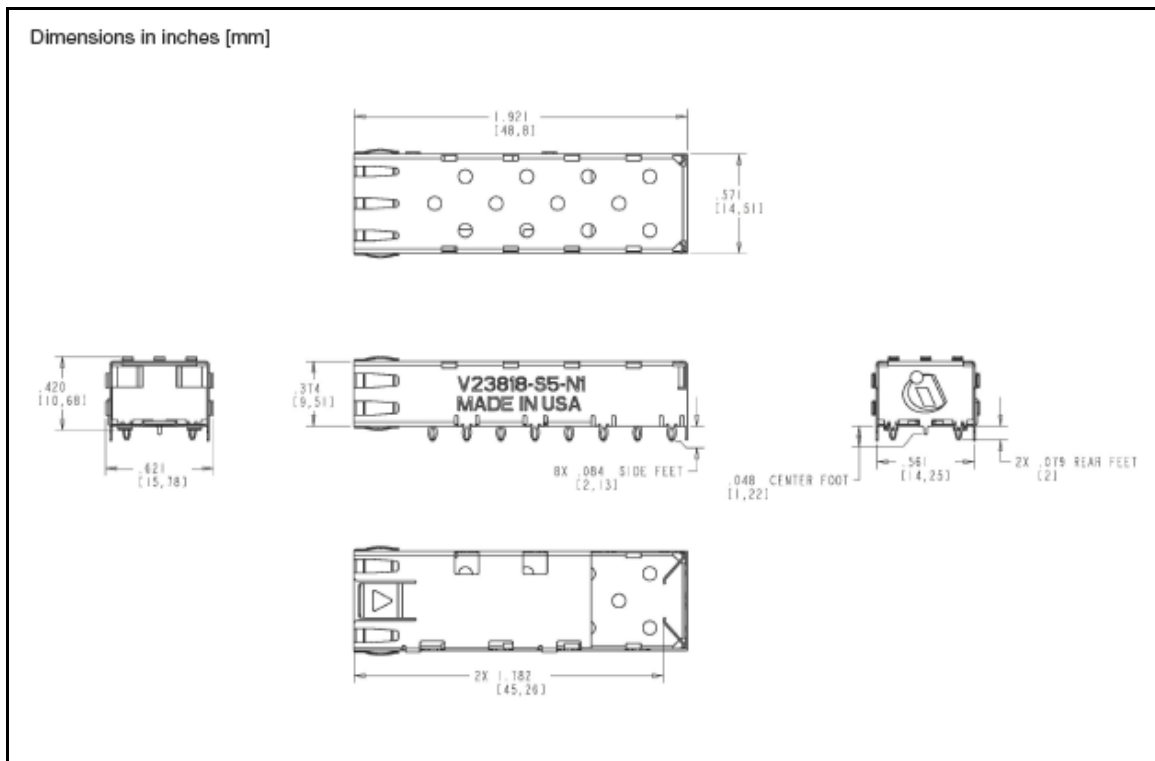
Package Outlines

Figure 8

Revision History: 2002-10-07 DSO	
Previous Version:	
Page	Subjects (major changes since last revision)
	Company's name has been changed Document's layout has been changed 2002-10-07

For More Information

Finisar Corporation
1389 Moffett Park Drive
Sunnyvale, CA 94089-1133
Tel. 1-408-548-1000
Fax 1-408-541-6138
sales@finisar.com
www.finisar.com

AMEYA360

Components Supply Platform

Authorized Distribution Brand :



Website :

Welcome to visit www.ameya360.com

Contact Us :

➤ Address :

401 Building No.5, JiuGe Business Center, Lane 2301, Yishan Rd
Minhang District, Shanghai , China

➤ Sales :

Direct +86 (21) 6401-6692
Email amall@ameya360.com
QQ 800077892
Skype ameyasales1 ameyasales2

➤ Customer Service :

Email service@ameya360.com

➤ Partnership :

Tel +86 (21) 64016692-8333
Email mkt@ameya360.com