

## **FEATURES**

- \* LARGE, BRIGHT, UNIFORM LIGHT EMITTING AREAS.
- \* LOW POWER REQUIREMENT.
- \* EXCELLENT ON-OFF CONTRAST.
- \* CAN BE USED WITH PANEL AND LEGEND MOUNT.
- \* WIDE VIEWING ANGLE.
- \* SOLID STATE RELIABILITY.
- \* CATEGORIZED FOR LIGHT OUTPUT.

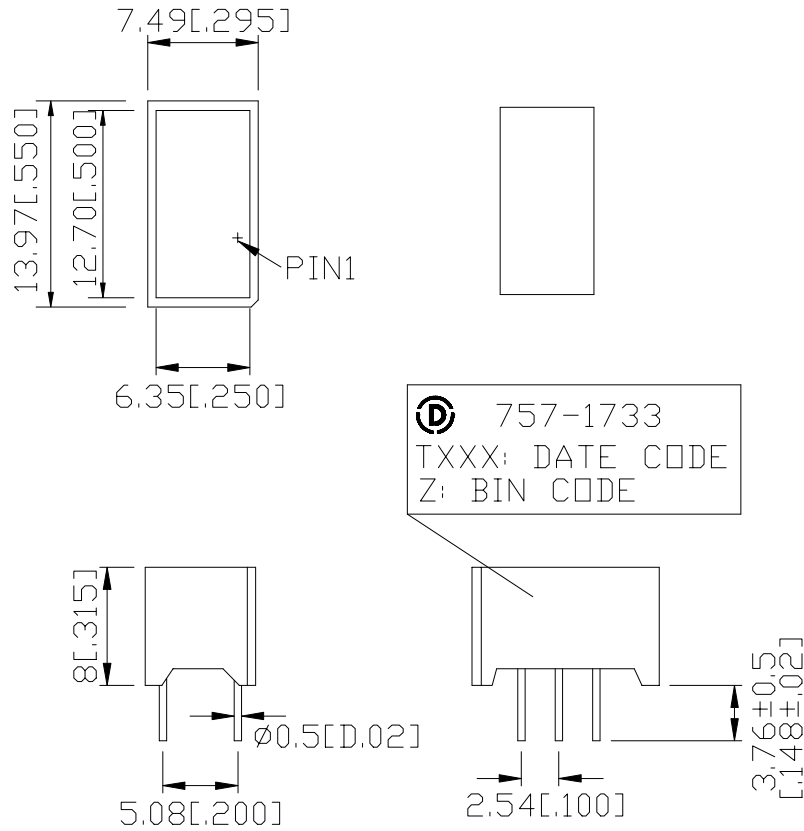
## **DESCRIPTION**

The LTL-53173Y is a rectangular light source display that is designed for a variety of applications where a large bright source of light is required. This device utilizes yellow LED chips that are made from GaAsP on a transparent GaP substrate, and has yellow bar color.

## **DEVICE**

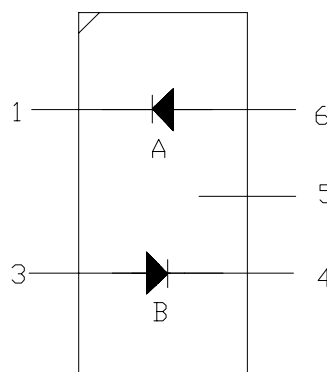
<b>PART NO.</b>	<b>DESCRIPTION</b>
YELLOW	Universal
LTL-53173Y	Rectangular Bar

## PACKAGE DIMENSIONS



NOTES: All dimensions are in millimeters. Tolerance is  $\pm 0.25$ -mm (0.01") unless otherwise noted.

## INTERNAL CIRCUIT DIAGRAM



**PIN CONNECTION**

<b>No.</b>	<b>CONNECTION</b>
1	CATHODE A
2	NO PIN
3	ANODE B
4	CATHODE B
5	NO CONNECTION
6	ANODE A

**ABSOLUTE MAXIMUM RATING AT T<sub>A</sub>=25°C**

PARAMETER	MAXIMUM RATING	UNIT
Power Dissipation Per Bar	60	mW
Peak Forward Current Per Bar ( 1/10 Duty Cycle, 0.1ms Pulse Width )	80	mA
Continuous Forward Current Per Bar	20	mA
Derating Linear From 25°C Per Bar	0.27	mA/°C
Reverse Voltage Per Bar	5	V
Operating Temperature Range	-35°C to +85°C	
Storage Temperature Range	-35°C to +85°C	
Solder Temperature 1/16 inch Below Seating Plane for 3 Seconds at 260°C		

**ELECTRICAL / OPTICAL CHARACTERISTICS AT T<sub>A</sub>=25°C**

PARAMETER	SYMBOL	MIN.	TYP.	MAX.	UNIT	TEST CONDITION
Average Luminous Intensity	I <sub>v</sub>	2300	4200		μcd	I <sub>F</sub> =10mA
Peak Emission Wavelength	λ <sub>p</sub>		585		nm	I <sub>F</sub> =20mA
Spectral Line Half-Width	Δλ		35		nm	I <sub>F</sub> =20mA
Dominant Wavelength	λ <sub>d</sub>		588		nm	I <sub>F</sub> =20mA
Forward Voltage, Per Bar	V <sub>F</sub>		2.1	2.6	V	I <sub>F</sub> =20mA
Reverse Current, Per Bar	I <sub>R</sub>			100	μA	V <sub>R</sub> =5V

Note: Luminous intensity is measured with a light sensor and filter combination that approximates the CIE (Commision Internationale De L'Eclairage) eye-response curve.

## TYPICAL ELECTRICAL / OPTICAL CHARACTERISTIC CURVES

(25°C Ambient Temperature Unless Otherwise Noted)

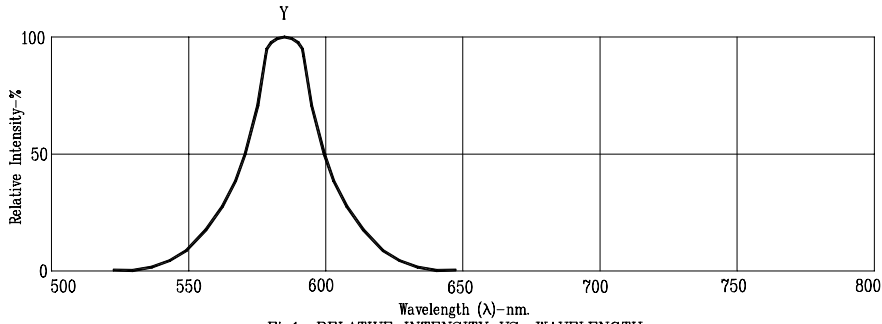


Fig1. RELATIVE INTENSITY VS. WAVELENGTH

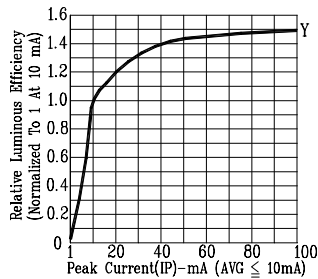


Fig2. RELATIVE LUMINOUS EFFICIENCY (LUMINOUS INTENSITY PER UNIT CURRENT) VS. PEAK CURRENT (REFRESH RATE 1KHz)

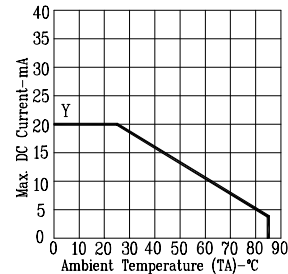


Fig5. MAX. ALLOWABLE DC CURRENT VS. AMBIENT TEMPERATURE.

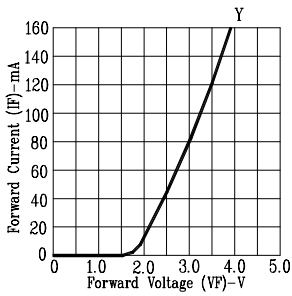


Fig3. FORWARD CURRENT VS. FORWARD VOLTAGE

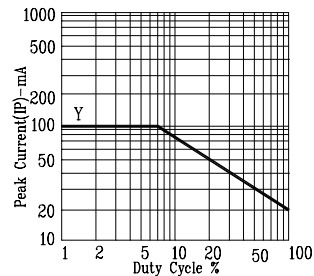


Fig6. MAX. PEAK CURRENT VS. DUTY CYCLE % (REFRESH RATE 1KHz)

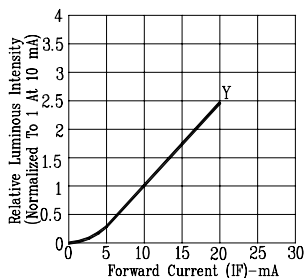


Fig4. RELATIVE LUMINOUS INTENSITY VS. FORWARD CURRENT

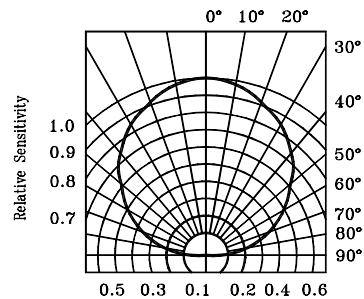


Fig.7 Sensitivity Diagram

NOTE : Y=YELLOW

# AMEYA360

## Components Supply Platform

### Authorized Distribution Brand :



### Website :

Welcome to visit [www.ameya360.com](http://www.ameya360.com)

### Contact Us :

#### ➤ Address :

401 Building No.5, JiuGe Business Center, Lane 2301, Yishan Rd  
Minhang District, Shanghai , China

#### ➤ Sales :

Direct +86 (21) 6401-6692

Email [amall@ameya360.com](mailto:amall@ameya360.com)

QQ 800077892

Skype [ameyasales1](#) [ameyasales2](#)

#### ➤ Customer Service :

Email [service@ameya360.com](mailto:service@ameya360.com)

#### ➤ Partnership :

Tel +86 (21) 64016692-8333

Email [mkt@ameya360.com](mailto:mkt@ameya360.com)