

"High Frequency Ceramic Solutions"

5.2 GHz Balun

Detail Specification

P/N 5250BL15B100

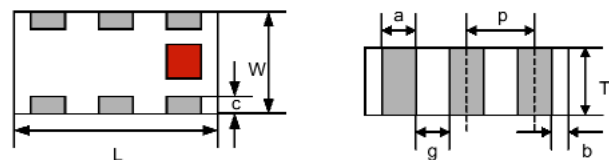
Page 1 of 2

Part Number	Frequency (MHz)	Impedance Unbal. / Bal.	Insertion Loss	Return Loss	Phase Difference	Amplitude Difference
5250BL15B100_	5150 - 5350	50/100 Ω	1.2 dB max.	9.5 dB min.	180°±10°	2.0 dB max.

Input Power	Impedance	Operating Temperature Range	Reel Qty
3 Watts max	50 /100 Ω	-40 to +85°C	4,000

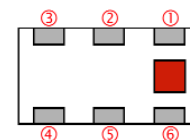
Mechanical Dimensions

	L	W	T	a	b	c	g	p
Inches	0.079 ± .004	0.049 ± .004	0.034 ± .004	0.012 ± .004	0.008 ± .004	0.012 + .004/-0.008	0.014 ± .004	0.026 ± .002
mm	2.0 ± 0.1	1.25 ± 0.1	0.85 ± 0.1	0.30 ± 0.1	0.20 ± 0.1	0.30+0.1/-0.2	0.35 ± 0.1	0.65 ± 0.05



Terminal Configuration

1 Unbalanced Port	4 Balanced Port
2 GND or DC Feed	5 GND
3 Balanced Port	6 NC

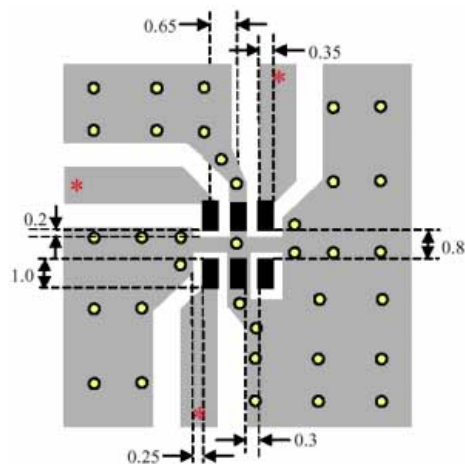


Mounting Considerations

Without DC Bias




Mount devices with colored mark facing up.

With DC Bias

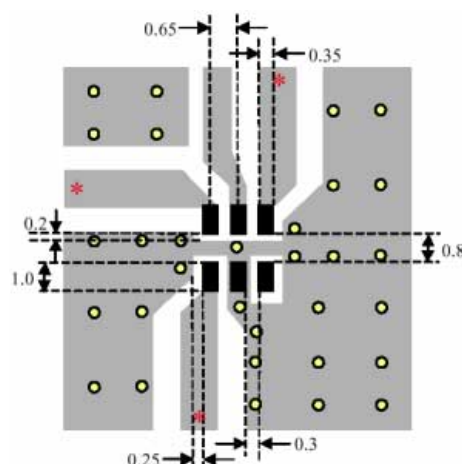


* Line width should be designed to provide 50 Ω impedance matching characteristics.

By-pass capacitor(s) should be connected when feeding DC power.

-  Solder Resist
-  Land
-  Through-hole (ϕ 0.3)

Units: mm



Johanson Technology, Inc. reserves the right to make design changes without notice.
All sales are subject to Johanson Technology, Inc. terms and conditions.

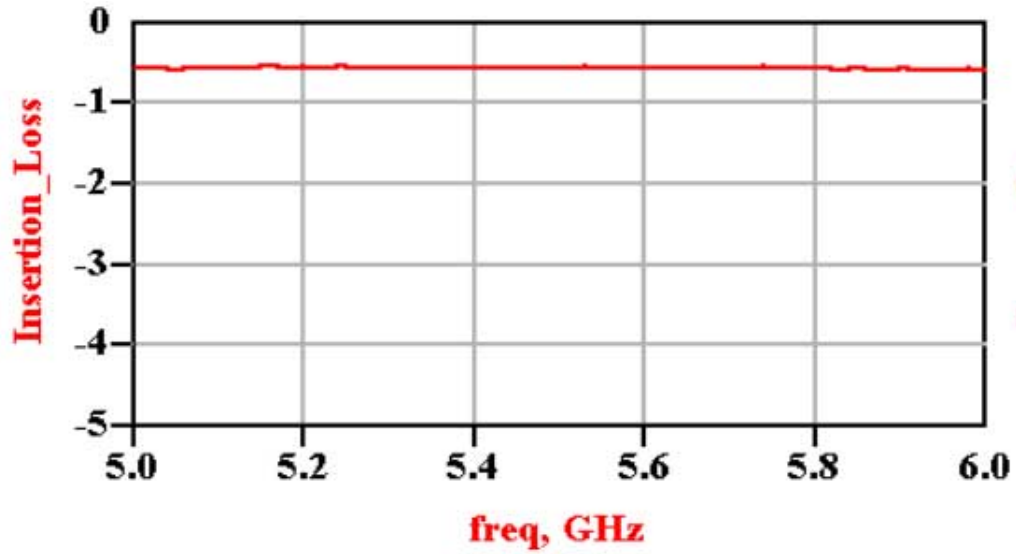
“High Frequency Ceramic Solutions”

5.2 GHz Balun

Detail Specification

P/N 5250BL15B100

Page 2 of 2



AMEYA360

Components Supply Platform

Authorized Distribution Brand :



Website :

Welcome to visit www.ameya360.com

Contact Us :

➤ Address :

401 Building No.5, JiuGe Business Center, Lane 2301, Yishan Rd
Minhang District, Shanghai , China

➤ Sales :

Direct +86 (21) 6401-6692

Email amall@ameya360.com

QQ 800077892

Skype [ameyasales1](#) [ameyasales2](#)

➤ Customer Service :

Email service@ameya360.com

➤ Partnership :

Tel +86 (21) 64016692-8333

Email mkt@ameya360.com