


# Amphenol®



## H4 PV Panel Connector

Amphenol Industrial Solar Technologies (AIST) offers products and solutions for all segments of the solar electric system. AIST understands the need for efficient (low loss) power transfer, highly reliable, and cost effective solutions that are required to be competitive in this industry. We can provide panel manufacturers, installers, and OEM's with connectivity products for both thin film and crystalline silicon technologies. Designed for applications that use solar inverters and combiner boxes. The H4 PV Panel Connector is dual-rated for UL and TÜV. The connector meets NEC 2008/2011 requirements without the need for extra locking collars or locking sleeves and is available in four different gauges including 14 AWG rated at 32A, 12 AWG rated at 40A, 10 AWG rated at 44A and 8 AWG rated at 65A. Amphenol Industrial can help you power the planet with the sun. The H4 PV Panel Connector is just one product out of many solar interconnect solutions AIST has to offer.

### H4 Features:

- UL and TÜV dual approval
- Fully intermateable with industry standard
- Meets all NEC 2008/2011 requirements
- Quick and easy secure snap lock mating
- Simple unlocking tool meets NEC requirements
- Long-term UV and Ozone resistance
- Highest current rating in industry
- RoHS compliant
- Complete Cable Assemblies available
- Low contact resistance means low loss
- Ready for field assembly

[www.amphenol-industrial.com](http://www.amphenol-industrial.com)



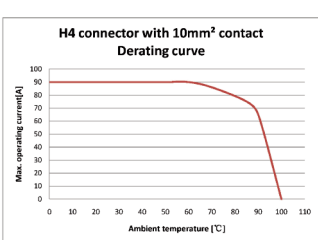
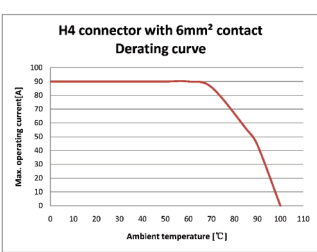
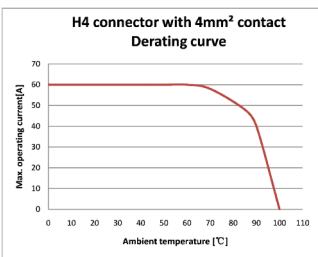
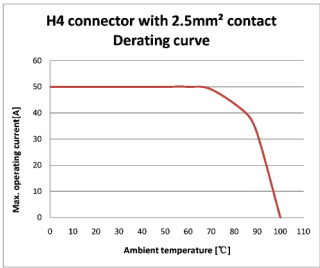
# H4 PV Panel Connector



Technical Data	
Rated current	32A(2.5mm, AWG14), 40A(4.0mm, AWG12), 44A(6.0mm, AWG10), 65A(10.0mm, AWG8)
Rated voltage	1000V (IEC/TÜV), 1000V(UL)
Test voltage	6kV for 1 minute, 10kV impulse (1.2/50µS)(IEC)
Typical contact resistance	0.25m Ω
Contact material	Copper, tin plated
Contact system	Machined/Cold Formed or Stamped & Formed with RADSOK® insert
Insulation material	PC
Locking mechanism	Snap-lock, special unlock tool required to un-mate as required by NEC2008
Cable strain relief	Compression gland with ratcheting gland nut
Degree of protection	IP68 (1 meter, 1 hour) mated
Safety class	II (IEC61140)
Pollution degree	2 (IEC60664)
Overvoltage category	III (IEC60664)
Flame class	UL94-V0
Ambient temperature range	-40°C to +90°C



## Derating curves



## How to order

1		2		3		4		5		6		7		8	
H4		C		F		M		2		D		I		S	
Product line		Product type		Gender		Connector Type		Cable size		Approvals		Packaging		Variations	
H4	H4	C	Connector	F	Female +	M	PanelM12	1	1.5- 2.5mm²/ 16-14 AWG (S & F Contact)	T	TÜV	I	Single		Leave Blank for Machined Contact
				M	Male -	N	Panel M14	2	2.5mm²/ 14 AWG (Machined Contact)	U	UL	C	100pcs, Bags	S	S & F Contact (Single Contact)
				P	Mated Pair			4	4.0mm²/ 12 AWG (Machined Contact)	D	Dual	D	500pcs, Bags		
								4	4.0-6.0mm²/ 12-10 AWG (S & F Contact)						
								6	6.0mm²/ 10 AWG (Machined Contact)						
								8	10.0mm²/ 8 AWG (Machined Contact Only)						
								0	Less Contacts						

## How to order accessories

Description	Ordering code
H4 Sealing Cap Female	H4PF
H4 Sealing Cap Male	H4PM
H4 Strip Tool	H4TS0000
H4 Crimp Tool (machined contact)	H4TC0001
H4 Crimp Tool (S & F contact)	H4TC0002
H4 Wrench Tool	H4TW0001
H4 Universal Unlocking Tool	H4TU0000
H4 Tool-Kit	H4TK0000



H4 Tool-Kit



H4 Sealing Cap Female



H4 Sealing Cap Female



H4 Universal Unlocking Tool



H4 Crimp Tool



H4 Wrench Tool



H4 Strip Tool

Notice: Specifications are subject to change without notice. Contact your nearest Amphenol Corporation Sales Office for the latest specifications. All statements, information and data given herein are believed to be accurate and reliable but are presented without guarantee, warranty, or responsibility of any kind, expressed or implied. Statements of suggestions concerning possible use of our products are made without representation or warranty that any such use is free of patent infringement and are not recommendations to infringe any patent. The user should assume that all safety measures are indicated or that other measures may not be required. Specifications are typical and may not apply to all connectors.

For further information on your individual application requirements, contact: Amphenol Corporation

North America:  
Amphenol Industrial Operations  
180 N. Freepoint Drive, Plant 4  
Nogales, AZ 85621  
Tel: (520) 285-5130  
Fax: (520) 285-5134

Email: [rpedrazzini@amphenol-aio.com](mailto:rpedrazzini@amphenol-aio.com)

Europe:  
Amphenol Industrial Operations Europe  
Via Barbaiana 5  
1-20020 Lainate (MI) Italy  
Tel: +39 02 93254.204  
Fax: +39 02 93254.444

Email: [info@amphenol-aio.com](mailto:info@amphenol-aio.com)

Middle East:  
Amphenol Middle East Enterprises FZE  
Office C-37 PO Box 21107  
Ajman Free Zone, UAE  
Tel: +9716-7422494  
Fax: +9716-7422941

Email: [ameefze@eim.ae](mailto:ameefze@eim.ae)

Asia:  
Amphenol Technology Shenzhen Ltd  
Block 5 Fuan 2nd Industrial Park  
Dayang Rd, Fuyong Baoan  
Baoan, Shenzhen, China 518103  
Tel: +86 755 2881 8389  
Fax: +86 755 2991 8310  
Email: [enquiry@amphenol-aio.com](mailto:enquiry@amphenol-aio.com)

# AMEYA360

Components Supply Platform

Authorized Distribution Brand :



Website :

Welcome to visit [www.ameya360.com](http://www.ameya360.com)

Contact Us :

➤ Address :

401 Building No.5, JiuGe Business Center, Lane 2301, Yishan Rd  
Minhang District, Shanghai , China

➤ Sales :

Direct    +86 (21) 6401-6692  
  
Email     amall@ameya360.com  
  
QQ        800077892  
  
Skype     ameyasales1 ameyasales2

➤ Customer Service :

Email     service@ameya360.com

➤ Partnership :

Tel        +86 (21) 64016692-8333  
  
Email     mkt@ameya360.com