




# LUXEON Z ES

Extreme flux density in a micro footprint package for precise optical control

LUXEON Z ES is a high-power 1.64mm x 2.04mm LED that enables never before seen color consistency, luminance, flux density and design flexibility for lighting solutions because it's the first ever 1-step MacAdam ellipse warm white LED. LUXEON Z ES is undomed, a feature that provides unmatched optical flexibility for precise beam angle control. Tested and binned at application conditions, 85°C, the LUXEON Z ES emitters are an ideal choice for indoor and outdoor light sources requiring superior beam angles, higher efficacy and lower costs.



## FEATURES AND BENEFITS

- Micro footprint enables close packaging
- Undomed design allows precise optical control
- Optically compatible with LUXEON Rebel platform easy drop in for existing designs
- 3-step and 5-step MacAdam ellipse: *Freedom from Binning* enabling color consistency
- LM-80 test report available

## PRIMARY APPLICATIONS

- Indoor Area Lighting
- Outdoor

# Table of Contents

General Information ..... 2

Product Selection ..... 3

Optical Characteristics ..... 4

Electrical Characteristics ..... 4

    Absolute Maximum Ratings..... 5

    JEDEC Moisture Sensitivity ..... 5

Mechanical Dimensions of LUXEON Z ES. .... 7

Solder Pad Design. .... 8

Relative Spectral Distribution. .... 9

Light Output Characteristics. .... 10

Typical Spatial Radiation Pattern ..... 12

Emitter Pocket Tape Packaging for LUXEON Z ES ..... 13

Emitter Reel Packaging for LUXEON Z ES. .... 13

Product Binning and Labeling ..... 14

Luminous Flux and Forward Voltage Bins ..... 15

LUXEON Z ES: 1-step, 3-step (above and below blackbody) and 5-step MacAdam Ellipse  
Color Definition ..... 16

# General Information

## Part Number Nomenclature

LUXEON Z ES emitters are specified and binned under “hot” conditions comparable to those found in “real-world” lighting products. The test conditions for LUXEON Z ES are 700mA DC with junction temperature at 85°C.

The part number designation is explained as follows:

L X Z n - a b c d - y

Where:

- n — 2 designates LUXEON Z ES
- a, b — designates nominal ANSI CCT (27 for 2700K, 30 for 3000K, RB for Royal Blue)
- c, d — designates minimum CRI performance (7 for 70 CRI, 8 for 80 CRI, 9 for 90 CRI)
- y — 1 designates 1 SDCM\*, 3 designates 3 SDCM and 5 designates 5 SDCM (only for 80 and 90 CRI versions. 70 CRI parts or lower will not have a SDCM designation and all parts are binned within a 5 step SDCM).

Therefore, 3 SDCM 2700K/80 CRI LUXEON Z ES will have the following part number:

L X Z 2 - 2 7 8 0 - 3

Therefore, 4000K/70 CRI LUXEON Z ES will have the following part number:

L X Z 2 - 4 0 7 0

## Average Lumen Maintenance Characteristics

LUXEON Z ES products are tested in compliance with LM-80. Please visit [www.lumileds.com](http://www.lumileds.com) or contact your local Lumileds Technical Solutions Manager for TM-21 extrapolations or other support.

## Environmental Compliance

Lumileds is committed to providing environmentally friendly products to the solid-state lighting market. LUXEON Z ES products are compliant to the European Union directives on the restriction of hazardous substances in electronic equipment, namely the RoHS and REACH directives. Lumileds will not intentionally add the following restricted material to the LUXEON Z ES: lead, mercury, cadmium, hexavalent chromium, polybrominated biphenyls (PBB) or polybrominated diphenyl ethers (PBDE).

-----  
\* 1 SDCM is available on special request. Please contact your Sales representative.

# Product Selection

## Product Selection Guide for LUXEON Z ES 3V Emitters Junction Temperature = 85°C

Table 1. LUXEON Z ES 3V

Part Number	Nominal CCT	Min CRI	700mA				1A			350mA		
			Min. Flux (lm)	Typical Flux (lm)	Typical Vf (V)	Typical Efficacy (lm/W)	Typical Flux (lm)	Typical Vf (V)	Typical Efficacy (lm/W)	Typical Flux (lm)	Typical Vf (V)	Typical Efficacy (lm/W)
LXZ2-4070	4000K	70	220	240	2.80	122	317	2.86	111	132	2.72	139
LXZ2-5070	5000K	70	220	245	2.80	125	323	2.86	113	135	2.72	142
LXZ2-5770	5700K	70	220	245	2.80	125	323	2.86	113	135	2.72	142
LXZ2-6570	6500K	70	220	245	2.80	125	323	2.86	113	135	2.72	142
LXZ2-2280-y	2200K	80	140	150	2.80	77	198	2.86	69	83	2.72	87
LXZ2-2780-y	2700K	80	170	185	2.80	94	244	2.86	85	102	2.72	107
LXZ2-3080-y	3000K	80	180	195	2.80	99	257	2.86	90	107	2.72	113
LXZ2-3580-y	3500K	80	190	205	2.80	105	271	2.86	95	113	2.72	118
LXZ2-4080-y	4000K	80	190	220	2.80	112	290	2.86	102	121	2.72	127
LXZ2-5080-y	5000K	80	190	220	2.80	112	290	2.86	102	121	2.72	127
LXZ2-2790-y	2700K	90	140	160	2.80	82	211	2.86	74	88	2.72	92
LXZ2-3090-y	3000K	90	150	170	2.80	87	224	2.86	78	94	2.72	98
LXZ2-4090-y	4000K	90	150	180	2.80	92	238	2.86	83	99	2.72	104
LXZ2-5790-y	5700K	90	170	190	2.80	97	251	2.86	88	105	2.72	110

Notes for Table 1:

1. All LUXEON Z ES emitters are tested and binned at 700mA/85°C.
2. Lumileds maintains a tolerance of  $\pm 6.5\%$  on luminous flux and  $\pm 2$  on CRI measurements.
3. In the part number the -y is the designation for the color requirement. On 80 and 90 CRI versions -1 designates 1 SDCM, -3 designates 3 SDCM, -5 designates 5 SDCM. 70 CRI parts or lower will not have a SDCM designation and all parts are binned within a 5 step SDCM.

## Product Selection Guide for LUXEON Z ES 48V Emitters Junction Temperature = 85°C, Test Current = 40mA

Table 2. LUXEON Z ES 48V

Performance Characteristics at 40mA					
Part Number	Nominal CCT	Minimum CRI	Minimum Flux (lm)	Typical Flux (lm)	Typical Vf (V)
LXZH-2780-y	2700K	80	150	165	50

# Optical Characteristics

## LUXEON Z ES at Test Current 700mA, Junction Temperature 85°C

Table 3.

Nominal ANSI CCT	Color Temperature CCT Typical	Typical Total Included Angle <sup>1</sup> (degrees) $\theta_{0.90V}$	Typical Viewing Angle <sup>2</sup> (degrees) $2\theta_{1/2}$
2200K	2230K	160	120
2700K	2725K	160	120
3000K	3045K	160	120
3500K	3465K	160	120
4000K	3985K	160	120
5000K	5028K	160	120
5700K	5665K	160	120
6500K	6250K	160	120

Notes for Table 3:

1. Total angle at which 90% of total luminous flux is captured.
2. Viewing angle is the off axis angle from lamp centerline where the luminous intensity is 1/2 of the peak value.

# Electrical Characteristics

## LUXEON Z ES at Test Current 700mA, Junction Temperature 85°C

Table 4.

Nominal ANSI CCT	Forward Voltage $V_F$ <sup>1</sup> (V)		Typical Temperature Coefficient of Forward Voltage <sup>2</sup> (mV/°C) $\Delta V_F / \Delta T_J$	LUXEON Z ES Typical Thermal Resistance Junction to Thermal Pad (°C/W) $R_{\theta_{J-C}}$	LUXEON Z Typical Thermal Resistance Junction to Electrical Pads (°C/W) $R_{\theta_{J-C}}$
	Min.	Max.			
2200K	2.5	3.25	-1.6	3	N/A
2700K	2.5	3.25	-1.6	3	6
3000K	2.5	3.25	-1.6	3	6
3500K	2.5	3.25	-1.6	3	6
4000K	2.5	3.25	-1.6	3	6
5000K	2.5	3.25	-1.6	3	6
5700K	2.5	3.25	-1.6	3	6
6500K	2.5	3.25	-1.6	3	6

Notes for Table 4:

1. Lumileds maintains a tolerance of  $\pm 0.06V$  on forward voltage measurements.
2. Measured between  $T_J = 25^\circ C$  and  $T_J = 110^\circ C$  at  $I_F = 700mA$ .

## Absolute Maximum Ratings

Table 5.

Parameter	LUXEON Z ES 48V	LUXEON Z ES 3V
DC Forward Current (mA) <sup>1, 2</sup>	45 for LUXEON Z ES 48V parts	1200 for LUXEON Z ES 3V parts
Peak Pulsed Forward Current (mA) <sup>1, 3</sup>	65 for LUXEON Z ES 48V parts	1350 for LUXEON Z ES 3V parts
ESD Sensitivity	< 8000V Human Body Model (HBM) Class 3A JEDEC JS-001-2012	
LED Junction Temperature <sup>1</sup>	135°C	135°C
Operating Case Temperature at 700mA	-40°C - 135°C	-40°C - 135°C
Storage Temperature	-40°C - 135°C	-40°C - 135°C
Soldering Temperature	JEDEC 020c 260°C	JEDEC 020c 260°C
Allowable Reflow Cycles	3	3
Reverse Voltage (Vr) <sup>5, 6</sup>	LUXEON Z ES LEDs are not designed to be driven in reverse bias	

Notes for Table 5:

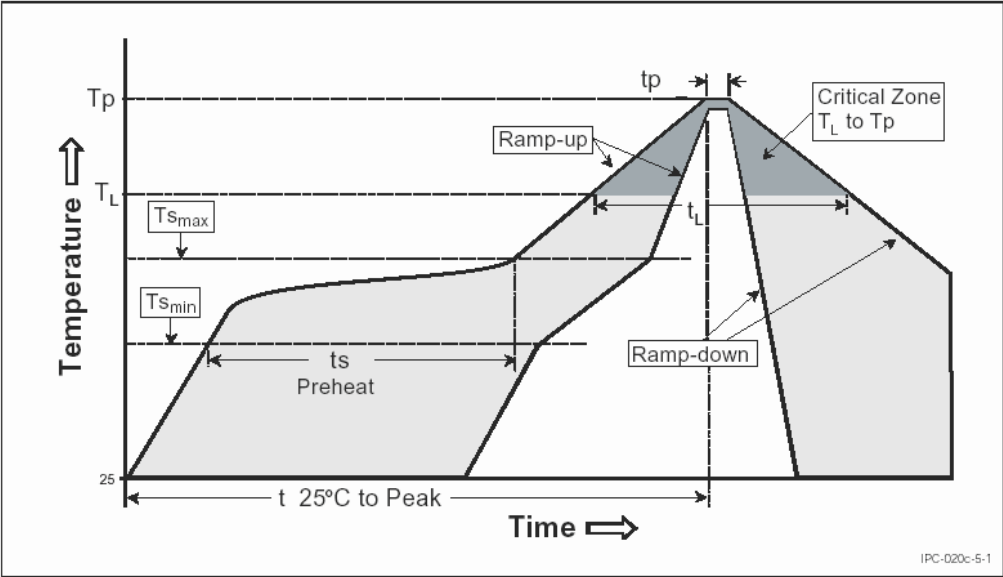
- Proper current derating must be observed to maintain junction temperature below the maximum.  
For additional information on thermal measurement guidelines please refer to Application Briefs AB105 and AB120.
- Residual periodic variations due to power conversion from alternating current (AC) to direct current (DC), also called "ripple", with frequencies  $\geq 100$  Hz and amplitude  $\leq 150$ mA and 200mA respectively are acceptable, assuming the average current throughout each cycle does not exceed 1200mA and 1000mA respectively.
- Pulsed operation with a peak drive current of 1350mA is acceptable if the pulse on-time is  $\leq 5$  ms per cycle and the duty cycle is  $\leq 50\%$ .
- Transient reverse voltages and surge currents due to electrical switching or supply interruptions are acceptable if these events do not last for more than 10ms, the amplitude of the reverse voltage does not exceed 5V and the reverse current is less than 200 $\mu$ A.
- Maximum 5V reverse for up to 10s is an acceptable beginning of life, one time test condition.

## JEDEC Moisture Sensitivity

Table 6.

Level	Floor Life		Soak Requirements Standard	
	Time	Conditions	Time	Conditions
1	unlimited	$\leq 30^{\circ}\text{C}$ / 85% RH	168h + 5 / - 0	85°C / 85% RH

# Reflow Soldering Characteristics

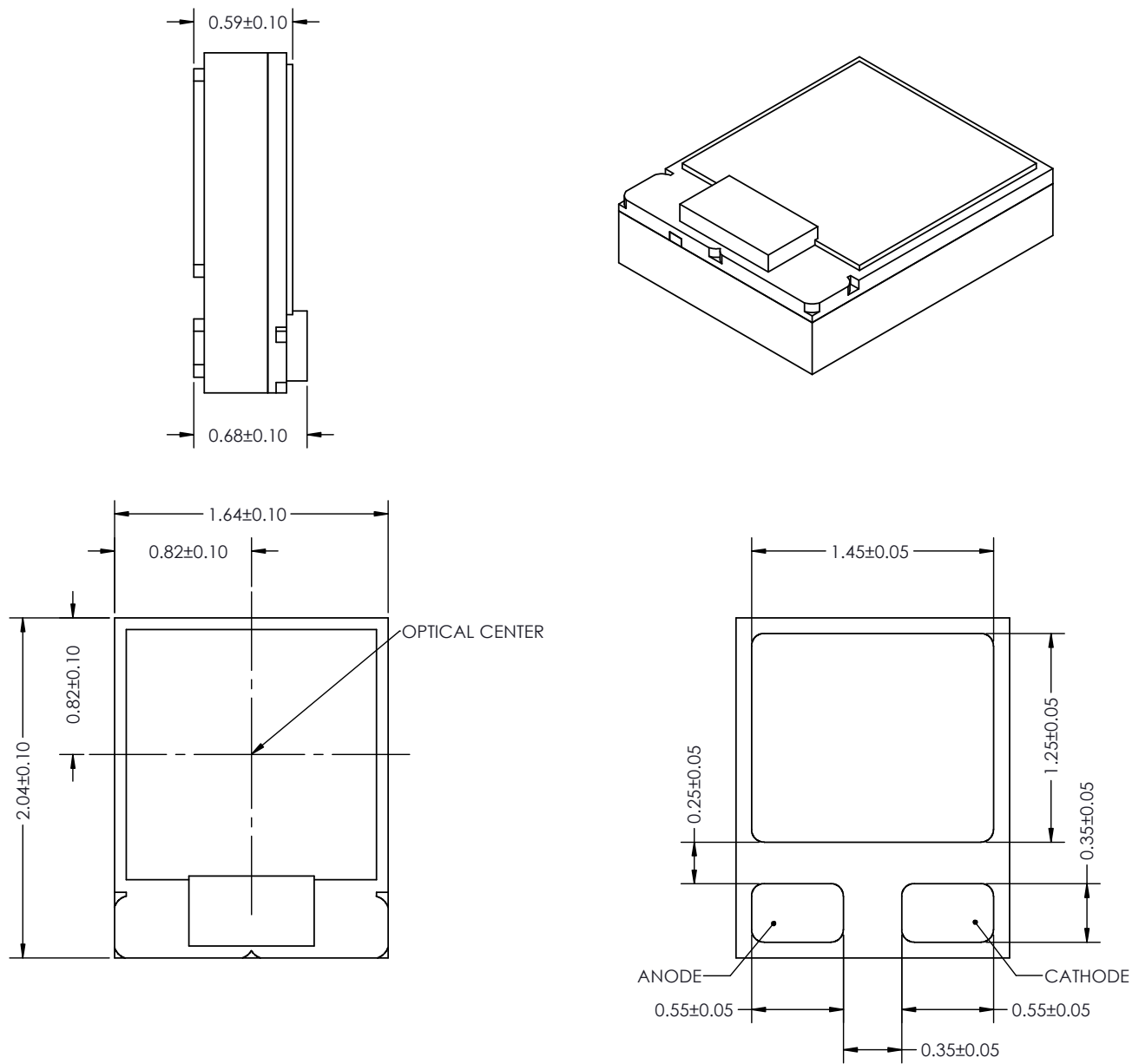


Temperature profile for Table 7.

Table 7.

Profile Feature	Lead Free Assembly
Average Ramp-Up Rate ( $T_{s_{max}}$ to $T_p$ )	3°C / second max
Preheat Temperature Min ( $T_{s_{min}}$ )	150°C
Preheat Temperature Max ( $T_{s_{max}}$ )	200°C
Preheat Time ( $t_{s_{min}}$ to $t_{s_{max}}$ )	60 - 180 seconds
Liquidus Temperature ( $T_L$ )	217°C
Time Maintained Above Time ( $t_L$ )	60 - 150 seconds
Peak / Classification Temperature ( $T_p$ )	260°C
Time Within 5°C of Actual Peak Temperature ( $t_p$ )	20 - 40 seconds
Ramp-Down Rate	6°C / second max
Time 25°C to Peak Temperature	8 minutes max

# Mechanical Dimensions of LUXEON Z ES



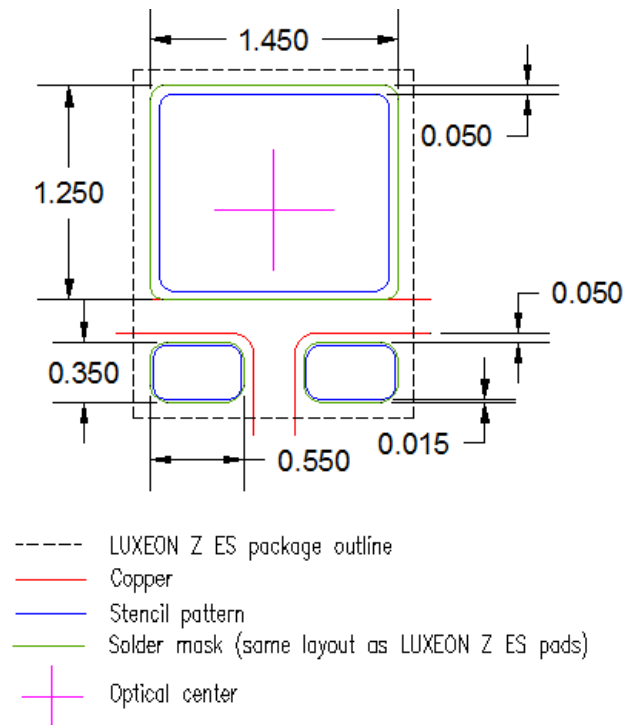
**Figure 1. Package outline drawing for LUXEON Z ES.**

## Notes for Figure 1:

1. Do not handle the device by the top of package. Excessive force on the top of the package may damage the surface or the interior of the device.
2. Drawings not to scale.
3. All dimensions are in millimeters.
4. The thermal pad is electrically isolated from the anode and cathode contact pads.



# Solder Pad Design



**Figure 2. Recommended PCB footprint for LUXEON Z ES for high component count density based on solder mask defined pads. Dimensions in mm.**

## Notes for Figure 2:

1. The drawing above shows the recommended solder pad layout on Printed Circuit Board (PCB).
2. Application Brief AB120 provide the details of the PCB board layout design. In addition, the .dwg files are available at [www.lumileds.com](http://www.lumileds.com).

# Relative Spectral Distribution

## Relative Spectral Distribution vs. Wavelength Characteristics

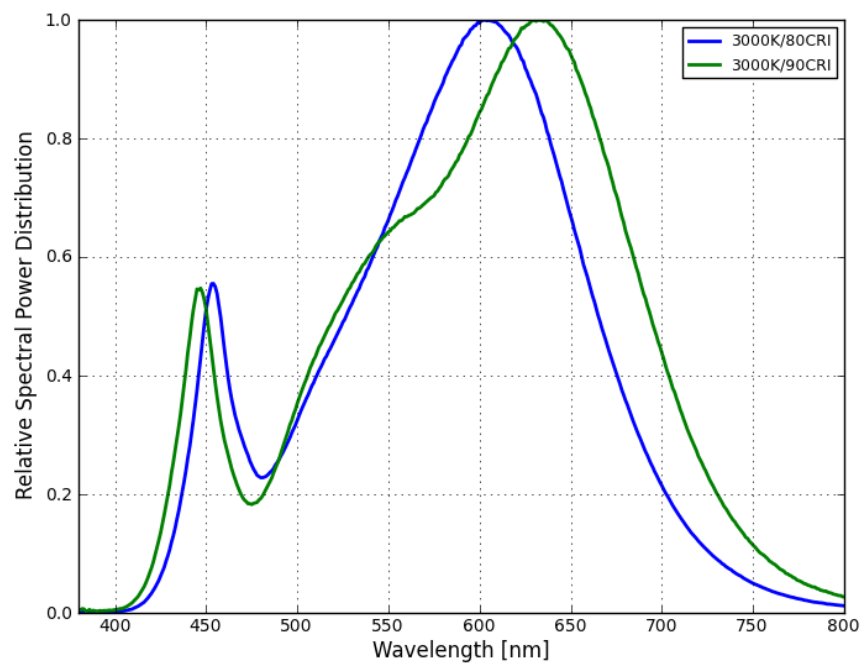


Figure 3.

# Light Output Characteristics

Relative Light Output vs. Junction Temperature for LUXEON Z ES,  
Test Current at 700mA

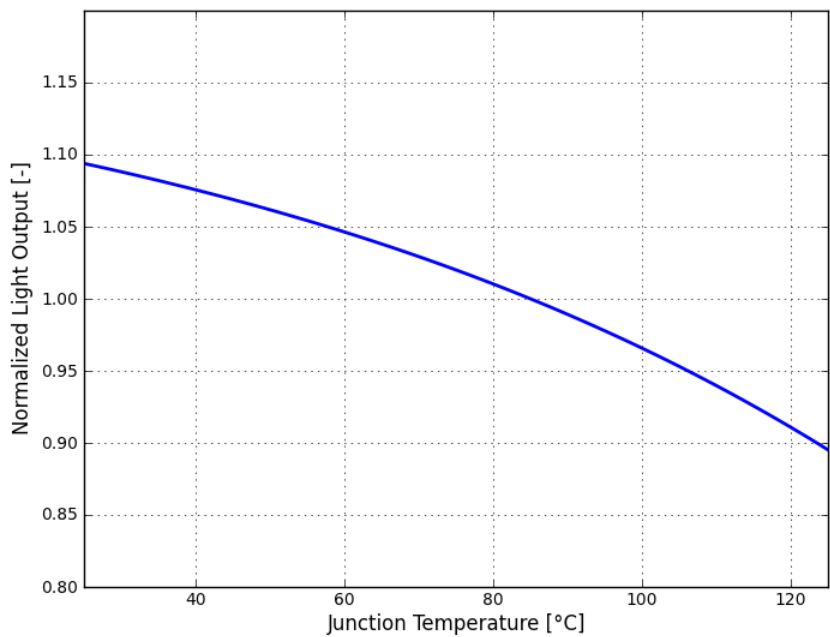


Figure 4.

Relative Light Output vs. Forward Current for LUXEON Z ES,  
Junction Temperature = 85°C

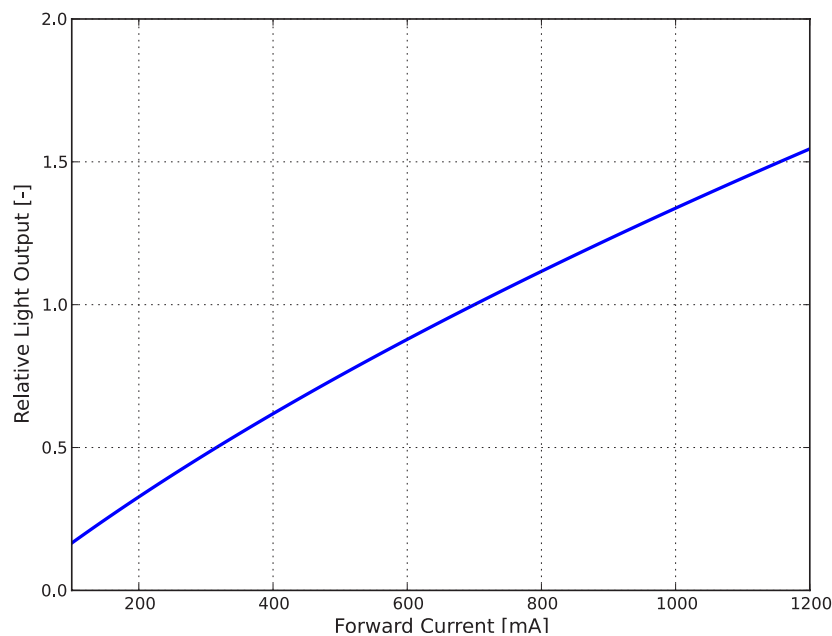


Figure 5.

Forward Current Characteristics for LUXEON Z ES,  
Junction Temperature = 85°C

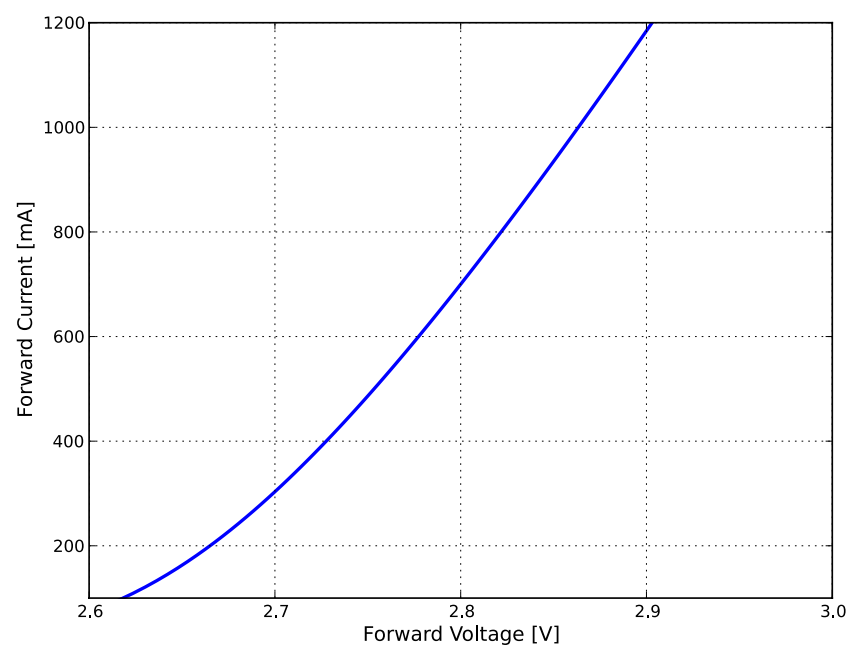


Figure 6.

# Typical Spatial Radiation Pattern

## LUXEON Z ES

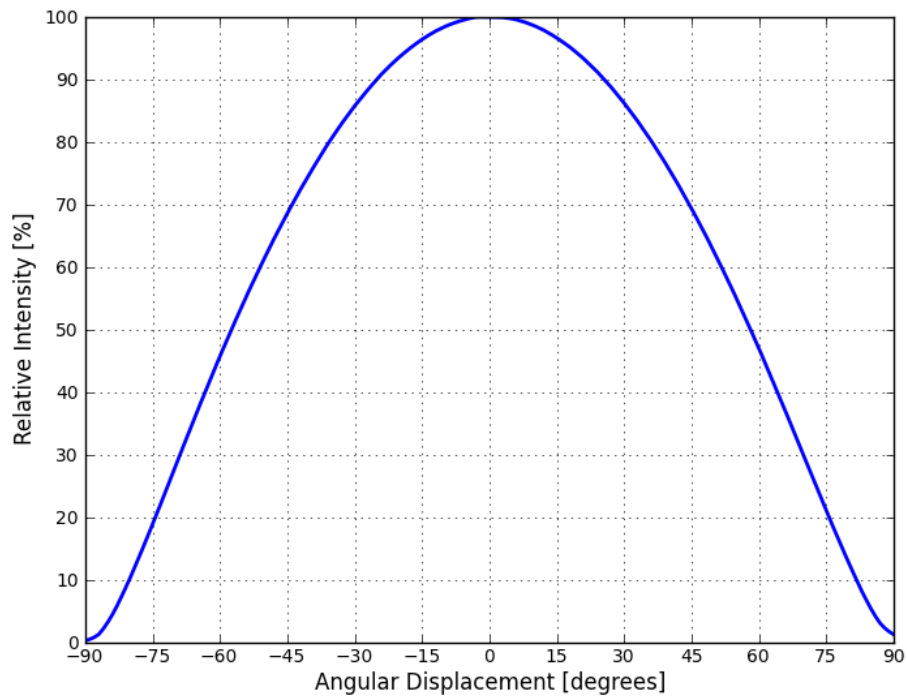


Figure 7.

## LUXEON Z ES Typical Polar Radiation Pattern

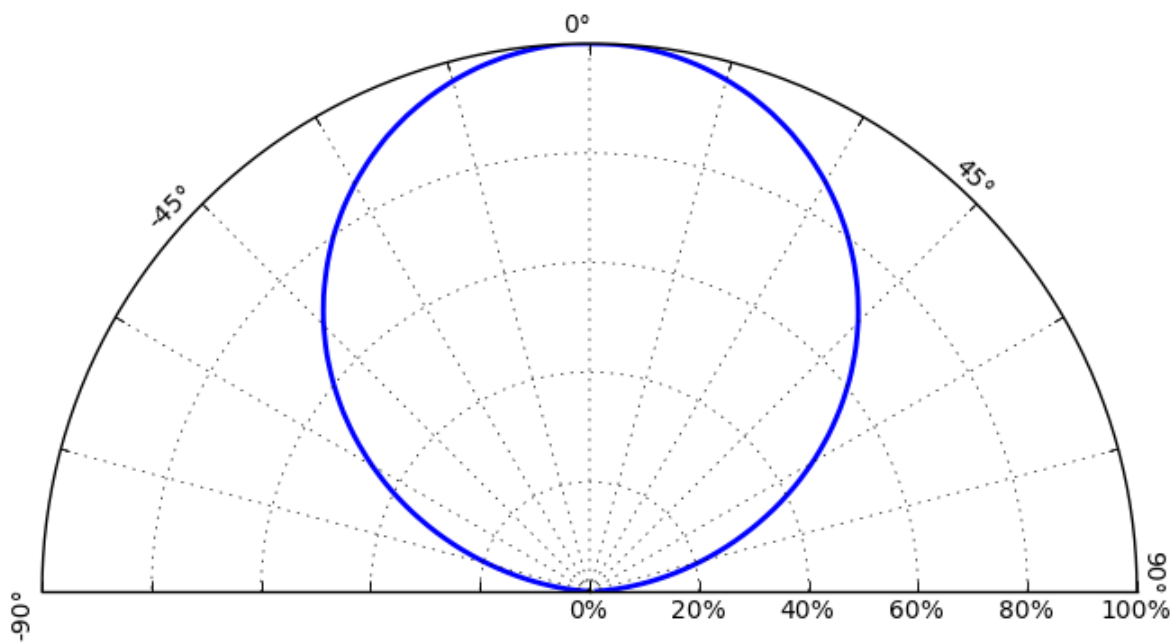


Figure 8.

## Emitter Pocket Tape Packaging for LUXEON Z ES

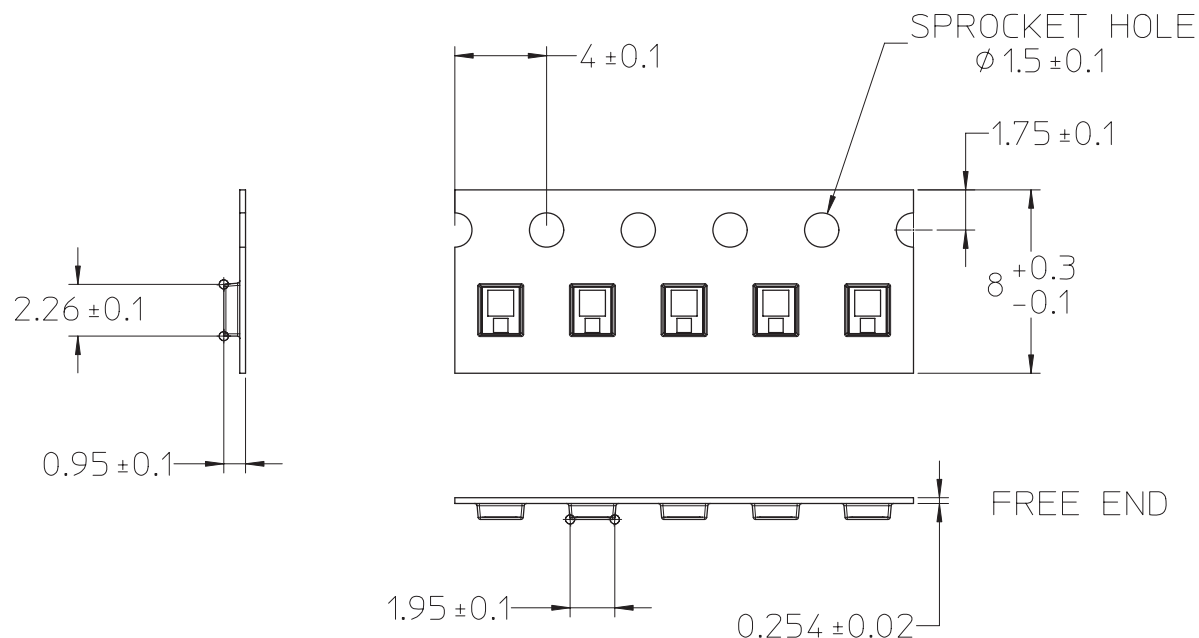
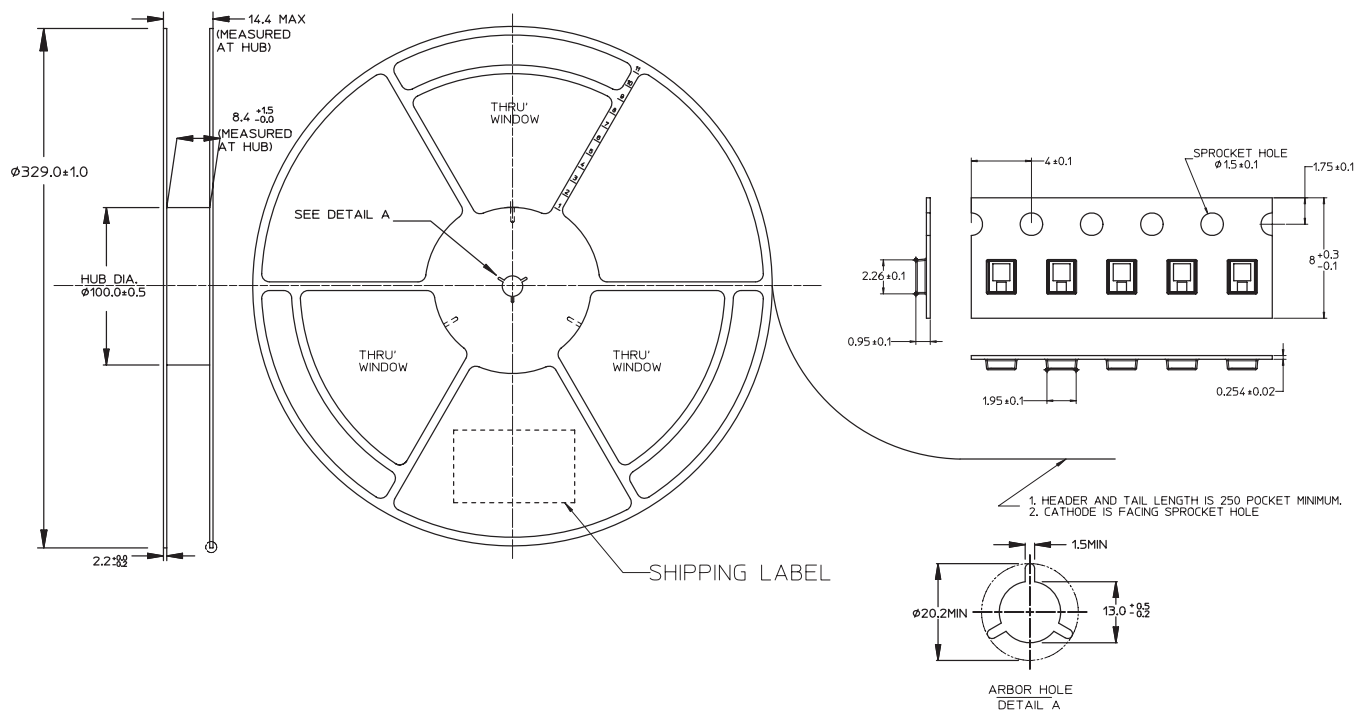


Figure 9. Emitter pocket tape packaging for LUXEON Z ES.

Notes for Figure 9:

1. All dimensions are in millimeters

## Emitter Reel Packaging for LUXEON Z ES



**Figure 10. Emitter reel packaging for LUXEON Z ES.**

# Product Binning and Labeling

## Purpose of Product Binning

In the manufacturing of semiconductor products, there are variations in performance around the average values given in the technical data sheets. For this reason, Lumileds bins the LED components for luminous flux and forward voltage ( $V_f$ ). Color is offered in a single 1 step, 3-step or 5-step MacAdam ellipse color space centered on the ANSI CCT color bins. For additional information please review the MacAdam ellipse technical definition section.

## Decoding Product Bin Labeling

LUXEON Z ES emitters are labeled using a four digit alphanumeric code (CAT code) depicting the bin values for emitters packaged on a single reel. All emitters packaged within a reel are of the same 3-variable bin combination. Reels of LUXEON Z ES emitters are labeled with a four digit alphanumeric CAT code following the format below.

ABCD

A = Flux/Radiometric power bin (L, M, etc.)

B and C = Color Bin (5A, 5B, 5C, 5D, 50, 30, 3U, 3L, 10)

D =  $V_f$  bin (P, R, S)

Table 8. LUXEON Z ES Cat Code Logic

A	B	C	D
	1 for 1 step	0 for 1 step	
Flux bin per DS	3 for 3 step	0 for 70 CRI U or L (above (U) or below (L) black body line) for 80 and 90 CRI	$V_f$ bin
	5 for 5 step	A/B/C/D (5 step quadrant for 80 and 90 CRI), 0 for 70 CRI or less	

### 70 CRI:

1. Only 5 step available eg: LXZ2-4070 etc will, by default, mean 5 step.
2. 3 step and 1 step are sub sets of 5 step hence the cat code will state 30 or 10 if the part is actually 3 or 1 step .

### 80/90 CRI:

1. 1 step available in 2280, 2780/90, 3080/90, 3580 only. Please contact your Lumileds Sales representative for support.
2. 3U and 3L will be the color bin cat codes. For product below black body below work with your distribution representative on supportability per volume requirements.

# Luminous Flux and Forward Voltage Bins

Table 9 lists the standard photometric luminous flux bins for LUXEON Z ES emitters (tested and binned at 700mA, and  $T_j = 85^\circ\text{C}$ ). Although several bins are outlined, product availability in a particular bin varies by production run and by product performance. Not all bins are available in all colors.

**Table 9. Flux Bins**

Bin Code	Minimum Photometric Flux (lm)	Maximum Photometric Flux (lm)
D	130	140
E	140	150
F	150	160
G	160	170
H	170	180
J	180	190
K	190	200
L	200	210
M	210	220
N	220	230
P	230	240
Q	240	250
R	250	260
S	260	270

Table 10 lists minimum and maximum  $V_f$  bin values per emitter. Although several bins are outlined, product availability in a particular bin varies by production run and by product performance.

**Table 10.  $V_f$  Bins**

Bin Code	Minimum Forward Voltage (V)	Maximum Forward Voltage (V)
P	2.50	2.75
R	2.75	3.00



# LUXEON Z ES: 1-step, 3-step (above and below blackbody) and 5-step MacAdam Ellipse Color Definition

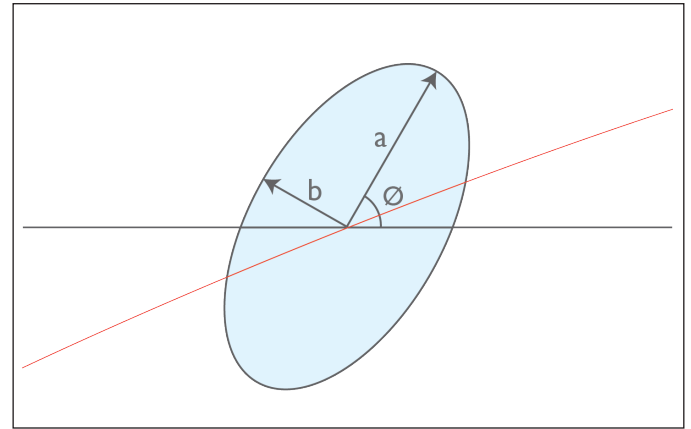
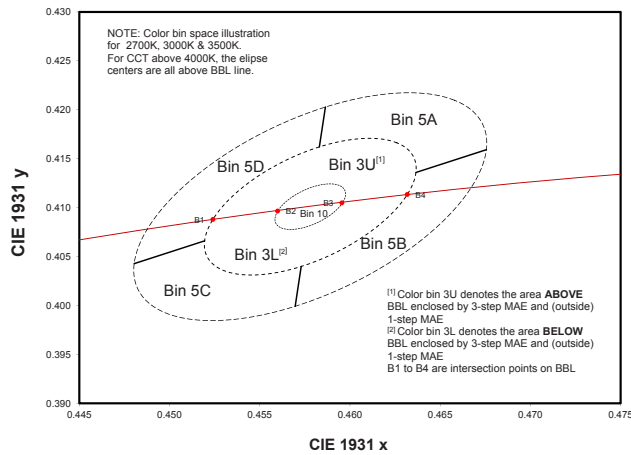


Table 11. LUXEON Z ES 1-step MacAdam Ellipse Parameters

Nominal ANSI CCT	Color Space	Center Point (cx, cy)	Major Axis, a	Minor Axis, b	Ellipse Rotation Angle (degrees)
2200K	Single 1-step MacAdam ellipse	(0.5020, 0.4156)	0.00287	0.00132	49.27
2700K	Single 1-step MacAdam ellipse	(0.4578, 0.4101)	0.00270	0.00140	53.70
3000K	Single 1-step MacAdam ellipse	(0.4338, 0.4030)	0.00278	0.00136	53.22
3500K	Single 1-step MacAdam ellipse	(0.4073, 0.3917)	0.00309	0.00138	54.00

Only available in 80 and 90CRI.

Table 12. LUXEON Z ES 3-step MacAdam Ellipse Parameters

Nominal ANSI CCT	Color Space	Center Point (cx, cy)	Major Axis, a	Minor Axis, b	Ellipse Rotation Angle (degrees)
2200K	Single 3-step MacAdam ellipse	(0.5020, 0.4156)	0.00863	0.00398	49.27
2700K	Single 3-step MacAdam ellipse	(0.4578, 0.4101)	0.00810	0.00420	53.7
3000K	Single 3-step MacAdam ellipse	(0.4338, 0.4030)	0.00834	0.00408	53.2
3500K	Single 3-step MacAdam ellipse	(0.4073, 0.3917)	0.00927	0.00414	54.0
4000K	Single 3-step MacAdam ellipse	(0.3818, 0.3797)	0.00939	0.00402	53.7
5000K	Single 3-step MacAdam ellipse	(0.3447, 0.3553)	0.00822	0.00354	59.6

Only available in 80 and 90CRI.

Table 13. LUXEON Z ES 5-step MacAdam Ellipse Parameters

Nominal ANSI CCT	Color Space	Center Point (cx, cy)	Major Axis, a	Minor Axis, b	Ellipse Rotation Angle (degrees)
2200K	Single 5-step MacAdam ellipse	(0.5020, 0.4156)	0.01438	0.00663	49.27
2700K	Single 5-step MacAdam ellipse	(0.4578, 0.4101)	0.01350	0.00700	53.7
3000K	Single 5-step MacAdam ellipse	(0.4338, 0.4030)	0.01390	0.00680	53.2
3500K	Single 5-step MacAdam ellipse	(0.4073, 0.3917)	0.01545	0.00690	54.0
4000K	Single 5-step MacAdam ellipse	(0.3818, 0.3797)	0.01565	0.00670	53.7
5000K	Single 5-step MacAdam ellipse	(0.3447, 0.3553)	0.01370	0.00590	59.6
5700K	Single 5-step MacAdam ellipse	(0.3287, 0.3417)	0.01243	0.00533	59.09
6500K	Single 5-step MacAdam ellipse	(0.3123, 0.3282)	0.01115	0.00475	58.57

Available in 70, 80 and 90CRI.

Note for Tables 11, 12 & 13:

- Lumileds maintains a tester tolerance of  $\pm 0.005$  on x, y color coordinates.

# About Lumileds

Lumileds is the light engine leader, delivering innovation, quality and reliability.

For 100 years, Lumileds commitment to innovation has helped customers pioneer breakthrough products in the automotive, consumer and illumination markets.

Lumileds is shaping the future of light with our LEDs and automotive lamps, and helping our customers illuminate how people see the world around them.

To learn more about our portfolio of light engines, visit [lumileds.com](http://lumileds.com).



©2015 Lumileds Holding B.V. All rights reserved.  
LUXEON is a registered trademark of the Lumileds Holding B.V.  
in the United States and other countries.

[lumileds.com](http://lumileds.com)

Neither Lumileds Holding B.V. nor its affiliates shall be liable for any kind of loss of data or any other damages, direct, indirect or consequential, resulting from the use of the provided information and data. Although Lumileds Holding B.V. and/or its affiliates have attempted to provide the most accurate information and data, the materials and services information and data are provided "as is," and neither Lumileds Holding B.V. nor its affiliates warrants or guarantees the contents and correctness of the provided information and data. Lumileds Holding B.V. and its affiliates reserve the right to make changes without notice. You as user agree to this disclaimer and user agreement with the download or use of the provided materials, information and data.

# AMEYA360

Components Supply Platform

Authorized Distribution Brand :



Website :

Welcome to visit [www.ameya360.com](http://www.ameya360.com)

Contact Us :

➤ Address :

401 Building No.5, JiuGe Business Center, Lane 2301, Yishan Rd  
Minhang District, Shanghai , China

➤ Sales :

Direct     +86 (21) 6401-6692  
  
Email        amall@ameya360.com  
  
QQ            800077892  
  
Skype        ameyasales1 ameyasales2

➤ Customer Service :

Email        service@ameya360.com

➤ Partnership :

Tel            +86 (21) 64016692-8333  
  
Email        mkt@ameya360.com