

---

# Atmel AVR4019: Light and Proximity One (ATAVRSBLP1) Hardware Users Guide



## Features

- Compatible with the Atmel® AVR® Xplain MCU boards
- Sensor drivers available within Atmel AVR Studio® 5
- Ambient light sensing
- Proximity sensing
- Directional gesture recognition


## 1 Introduction

The Atmel AVR Sensors Xplained series of development boards and software from Atmel are designed to be plug in compatible with the Atmel AVR Xplained series of MCU boards for the Atmel AVR microcontroller family, providing you access to a wide range of microcontroller performance depending on the needs of your application.

We have partnered with leading suppliers of accelerometer, gyroscope, compass, pressure and light sensors to bring you a variety of sensor boards that enable easy evaluation and development with a wide range of Atmel controller solutions.

To accelerate your development with these sensor based solutions, we have worked with our partners to make the necessary sensor drivers available as part of the Atmel AVR Studio development environment and the Atmel AVR Software Framework. The drivers are available directly from the Atmel website, and provide basic interface functionality with both raw data and calibrated engineering units outputs integrated into a standard API.

The Atmel Light and Proximity One sensor board incorporates the OSRAM SFH 7770 Ambient Light and Proximity Sensor and three SFH4059 IR emitters. Applications include mobile phones, PDAs, notebooks and non-contact motion sensing.



---

## 8-bit Atmel Microcontrollers

---

## Application Note

Rev. 8471A-AVR-11/11



## 2 Related items

### Application notes:

- Sensors Xplained – Software Users Guide ([Atmel AVR4016](#))
- Sensors Xplained – Atmel Data Visualizer ([Atmel AVR4017](#))
- Sensors Xplained – Sensor Top Board Design Notes ([Atmel AVR4014](#))

## 3 Description

The Atmel Light and Proximity One sensor board incorporates the OSRAM SFH 7770 which is a compact device designed for simultaneous detection of ambient light, proximity of reflecting objects. This sensor also controls three IR emitters mounted on the sensor board which allows gesture recognition to be achieved. The device communicates to the host microcontroller through an I<sup>2</sup>C interface.

The board includes the following features:

- Ambient Light Sensor (ALS)
  - 3lx - 55000lx- High linearity
  - Spectral sensitivity well matched to the human eye
- Proximity Sensor (PS)
  - Detection-range up to 100mm
  - Three SFH4059 IR emitters
  - Gesture recognition possible
  - Negligible influence from ambient light
- Three programmable measurement modes
  - (STAND-BY, TRIGGERED, FREE-RUNNING)

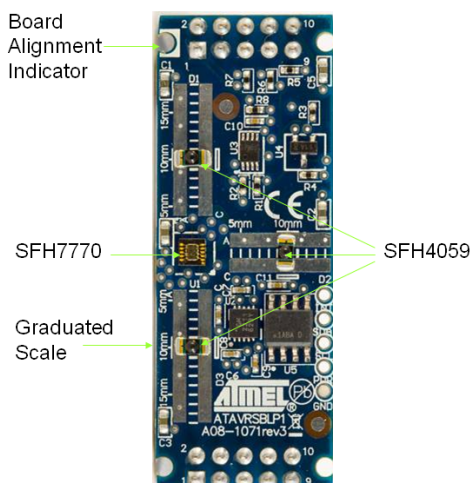
### WARNING

*The IR emitters on the sensor board are capable of producing high levels of Infra Red that is not visible to the human eye and so should not be viewed directly or with optical instruments. Refer to manufacturers data sheets for safe operating guidelines.*

## 4 Hardware layout


Figure 4-1 shows the physical arrangement of the Atmel Light and Proximity One Sensors Xplained development board. The IR emitters are mounted onto elongated tracks with a graduated scale. This is to allow the user to experiment with the relative placement of the emitters and sensor. There are also four mounting holes for mounting different cover glass to evaluate the effect of tint and reflection.

**Figure 4-1.** Sensor arrangement.



The Light and Proximity One Sensors Xplained development board must be connected to the pin headers on the Atmel AVR Xplained MCU board correctly to ensure proper operation. All the Sensors Xplained development boards attach to pin headers J1 and J2 on the MCU boards, and a board alignment indicator is provided to aid correct alignment. As an example, Figure 4-2 shows the orientation of the Light and Proximity One Sensors Xplained development board when attached to the Atmel AVR UC3-A3 Xplained MCU board.

**Figure 4-2.** Board attachment orientation.



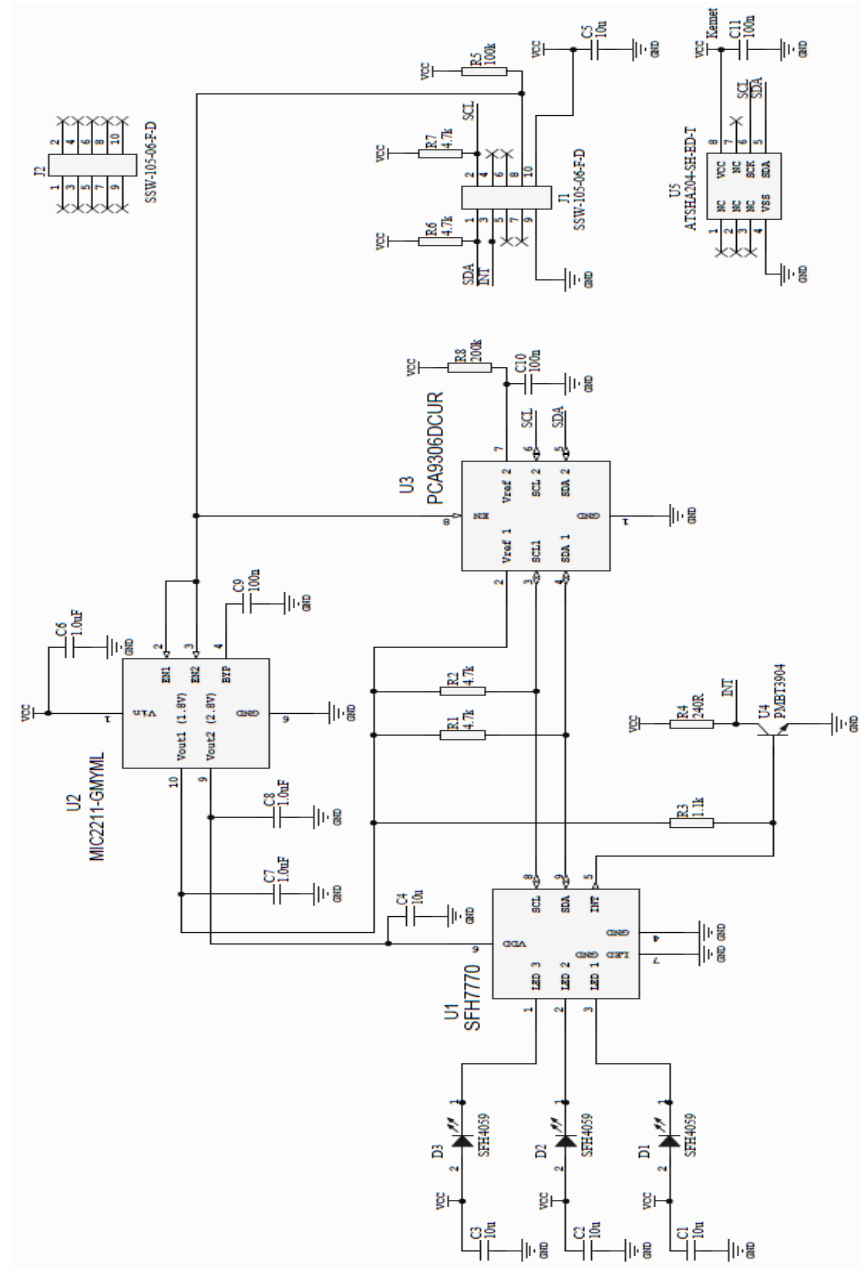
## 5 Schematic

Figure 5-1 shows the schematic for the Atmel Light and Proximity One Sensors Xplained development board and Table 5-1 gives the I<sup>2</sup>C address for the SFH7770 Sensor.

NOTE

The I<sup>2</sup>C pull up resistors are included on the Light and Proximity One Sensors Xplained board.

Figure 5-1. Light and proximity one schematic.



**Table 5-1.** Sensor I<sup>2</sup>C addresses.

Sensor	I <sup>2</sup> C address
SFH7770	0x38

## 5.1 Circuit configuration options

There are a number of hardware options available on the Atmel Light and Proximity One Sensors Xplained development boards to allow investigation of the function of the sensors. These options are described below.


### 5.1.1 IR emitters

The IR emitters are mounted onto elongated tracks. This is to allow the user to experiment with the relative placement of the emitters and sensor. There is a graduated scale that indicates the distance in mm from the centre of the SFH7770 to the SFH4059 IR emitter. As supplied, the emitters are 10mm from the sensor. There are also four mounting holes for mounting different cover glass to evaluate the effect of tint and reflection.

### 5.1.2 Test points

A number of test points that can be used with an oscilloscope for investigating the function of the sensors. [Figure 5-2](#) shows the physical location of the test points on the board.

**Figure 5-2.** Location of test points.





## 6 EVALUATION BOARD/KIT IMPORTANT NOTICE

This evaluation board/kit is intended for use for **FURTHER ENGINEERING, DEVELOPMENT, DEMONSTRATION, OR EVALUATION PURPOSES ONLY**. It is not a finished product and may not (yet) comply with some or any technical or legal requirements that are applicable to finished products, including, without limitation, directives regarding electromagnetic compatibility, recycling (WEEE), FCC, CE or UL (except as may be otherwise noted on the board/kit). Atmel supplied this board/kit "AS IS," without any warranties, with all faults, at the buyer's and further users' sole risk. The user assumes all responsibility and liability for proper and safe handling of the goods. Further, the user indemnifies Atmel from all claims arising from the handling or use of the goods. Due to the open construction of the product, it is the user's responsibility to take any and all appropriate precautions with regard to electrostatic discharge and any other technical or legal concerns.

EXCEPT TO THE EXTENT OF THE INDEMNITY SET FORTH ABOVE, NEITHER USER NOR ATMEL SHALL BE LIABLE TO EACH OTHER FOR ANY INDIRECT, SPECIAL, INCIDENTAL, OR CONSEQUENTIAL DAMAGES.

No license is granted under any patent right or other intellectual property right of Atmel covering or relating to any machine, process, or combination in which such Atmel products or services might be or are used.

Mailing Address: Atmel Corporation, 2325 Orchard Parkway, San Jose, CA 95131



**Atmel Corporation**  
2325 Orchard Parkway  
San Jose, CA 95131  
USA  
**Tel:** (+1)(408) 441-0311  
**Fax:** (+1)(408) 487-2600  
[www.atmel.com](http://www.atmel.com)

**Atmel Asia Limited**  
Unit 01-5 & 16, 19F  
BEA Tower, Millennium City 5  
418 Kwun Tong Road  
Kwun Tong, Kowloon  
HONG KONG  
**Tel:** (+852) 2245-6100  
**Fax:** (+852) 2722-1369

**Atmel Munich GmbH**  
Business Campus  
Parking 4  
D-85748 Garching b. Munich  
GERMANY  
**Tel:** (+49) 89-31970-0  
**Fax:** (+49) 89-3194621

**Atmel Japan**  
16F, Shin Osaki Kangyo Bldg.  
1-6-4 Osaki Shinagawa-ku  
Tokyo 104-0032  
JAPAN  
**Tel:** (+81) 3-6417-0300  
**Fax:** (+81) 3-6417-0370

© 2011 Atmel Corporation. All rights reserved.

Atmel®, Atmel logo and combinations thereof, AVR®, AVR Studio®, and others are registered trademarks or trademarks of Atmel Corporation or its subsidiaries. Other terms and product names may be trademarks of others.

**Disclaimer:** The information in this document is provided in connection with Atmel products. No license, express or implied, by estoppel or otherwise, to any intellectual property right is granted by this document or in connection with the sale of Atmel products. **EXCEPT AS SET FORTH IN THE ATMEL TERMS AND CONDITIONS OF SALES LOCATED ON THE ATMEL WEBSITE, ATMEL ASSUMES NO LIABILITY WHATSOEVER AND DISCLAIMS ANY EXPRESS, IMPLIED OR STATUTORY WARRANTY RELATING TO ITS PRODUCTS INCLUDING, BUT NOT LIMITED TO, THE IMPLIED WARRANTY OF MERCHANTABILITY, FITNESS FOR A PARTICULAR PURPOSE, OR NON-INFRINGEMENT. IN NO EVENT SHALL ATMEL BE LIABLE FOR ANY DIRECT, INDIRECT, CONSEQUENTIAL, PUNITIVE, SPECIAL OR INCIDENTAL DAMAGES (INCLUDING, WITHOUT LIMITATION, DAMAGES FOR LOSS AND PROFITS, BUSINESS INTERRUPTION, OR LOSS OF INFORMATION) ARISING OUT OF THE USE OR INABILITY TO USE THIS DOCUMENT, EVEN IF ATMEL HAS BEEN ADVISED OF THE POSSIBILITY OF SUCH DAMAGES.** Atmel makes no representations or warranties with respect to the accuracy or completeness of the contents of this document and reserves the right to make changes to specifications and product descriptions at any time without notice. Atmel does not make any commitment to update the information contained herein. Unless specifically provided otherwise, Atmel products are not suitable for, and shall not be used in, automotive applications. Atmel products are not intended, authorized, or warranted for use as components in applications intended to support or sustain life.

# AMEYA360

## Components Supply Platform

Authorized Distribution Brand :



Website :

Welcome to visit [www.ameya360.com](http://www.ameya360.com)

Contact Us :

➤ Address :

401 Building No.5, JiuGe Business Center, Lane 2301, Yishan Rd  
Minhang District, Shanghai , China

➤ Sales :

Direct +86 (21) 6401-6692

Email [amall@ameya360.com](mailto:amall@ameya360.com)

QQ 800077892

Skype ameyasales1 ameyasales2

➤ Customer Service :

Email [service@ameya360.com](mailto:service@ameya360.com)

➤ Partnership :

Tel +86 (21) 64016692-8333

Email [mkt@ameya360.com](mailto:mkt@ameya360.com)