

Features

Regulated Converters

- 35mW max of No Load Power Consumption
- Output CV/CC Control
- Isolated Output 3kVAC / 1 min
- Short Circuit Protection
- Overvoltage Protection
- Meets EN55022 and FCC Class B
- Built-In Fusible Resistor

Selection Guide

Part Number	Output Voltage (VDC)	Max. Current (Io, max)	Total Regulation ⁽³⁾	Ripple & Noise ⁽⁴⁾	Efficiency (Typ.)	Max. Capacitive Load ⁽¹⁺²⁾
RAC02-3.3SC/277	3.3	600mA	±6%	300mV	67%	24000µF
RAC02-05SC/277	5	400mA	±6%	200mV	71%	7500µF
RAC02-12SC/277	12	167mA	±6%	200mV	74%	1200µF
RAC02-24SC/277	24	83mA	±6%	200mV	76%	200µF

Specifications (measured at TA 25°C, full load after warm-up)

Input Voltage Range (with Derating)	80-305VAC or 110-430VDC	
Input Frequency	47-440Hz	
Input Current (full load)	115VAC/230VAC	47mA / 30mA typ.
Inrush Current	115VAC/230VAC	15A / 30A max.
No Load Power Consumption	80-305VAC	35mW max.
Output Voltage (Vout nom.)	3.3V-24V	
Output Voltage Tolerance	±6% max.	
Minimum Load	2%	
Line Voltage Regulation	LL-HL at full Load	±1.5% max.
Load Voltage Regulation	2-100% Load	see Selection Guide
Switching Frequency	at full Load	45kHz typ.
Isolation Voltage	Input-Output	3kVAC / 1 minute
Leakage Current	80-305VAC	10uA max.
Isolation Resistance	1G Ω min	
Short Circuit Protection	Continuous, Auto Restart	
Over-Voltage Protection	Zener clamp, set at 4.4~5.0V for 3.3V and 110~140% of its nominal output voltage for others.	
Over Voltage Category	OVC II	
Operating Temperature Range ⁽⁶⁾	natural convection, without derating	-25°C to +75°C
	natural air convection, with derating	-25°C to +85°C
	Case Temperature	90°C max
Storage Temperature Range	-40°C to +85°C	
Case Material	UL94V-0 black plastic	
Potting Material	Silicon	
Relative Humidity	95% RH max.	
Package Weight	24.5g typ.	
Package Quantity	22 pcs	
MTBF	TA = 25°C	> 1300 x 10 ³ hours
(using MIL-HDBK217F)	TA = 75°C	> 165 x 10 ³ hours
Physical	Dimension (LxWxH)	33.7 x 22.2 x 17.75 mm
EMI	EN55022, Class B	
Noise Immunity	Report: T120816N03-E	EN55024
Safety Standard		
IEC/EN General Safety	Report: SPCLVD1208051	IEC/EN-60950-1
UL General Safety	Report: E224736-A17-UL	UL-60950-1

continued on next page

POWERLINE

AC/DC-Converter

with 3 year Warranty

RECOM

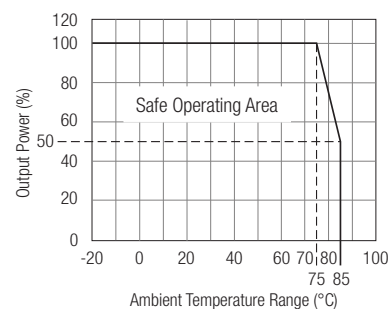
2 Watt Single Output



EN-60950-1 Certified
UL-60950-1 Certified

RAC02-SC/277

Derating-Graph (Ambient Temperature)



Refer to Application Notes

Specifications (measured at TA 25°C, full load after warm-up)

Notes:

Note1: Measured @ 230VAC / 50Hz / Ta=25°C with constant resistant mode at full load.

Note2: If used @ 115VAC / 60Hz with full load, max. capacitive load is less, please contact RECOM for detailed information.

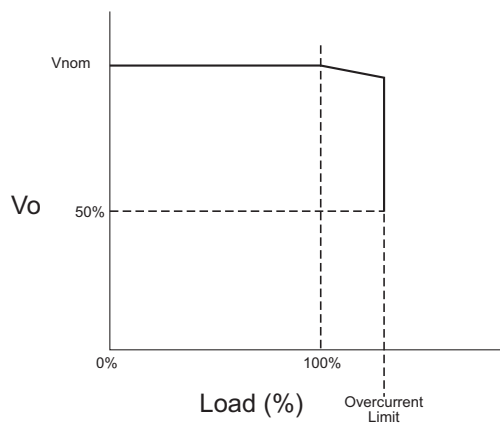
Note3: „Total Regulation“ is the output voltage tolerance which includes initial voltage accuracy, thermal drift, lineregulation and load regulation at rated input voltage and load condition.

Note4: „Ripple & Noise“ is maximum peak-to-peak voltage value measured at output within 20MHz bandwidth at rated line voltage and output load ranges, and with a 47 µF low-ESR electrolytic capacitor in parallel with a 0.1 µF ceramic capacitor across the output.


Note5: Start up only is guaranteed at temperatures down to -25°C. Other specifications may not be met.

Specifications (measured at TA 25°C, full load after warm-up)

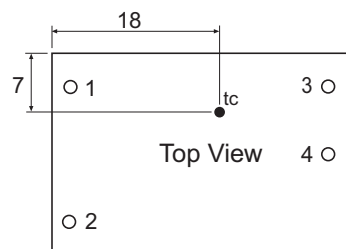
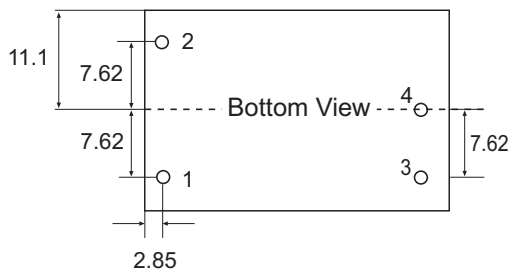
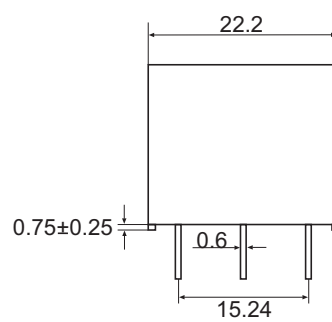
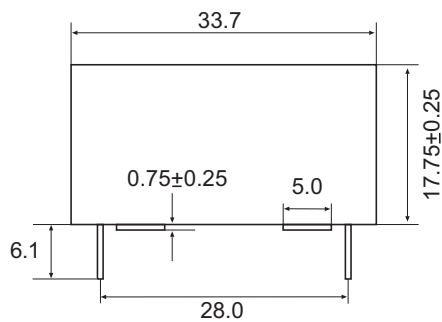
Output V-I Characteristic



Input Voltage Derating Graph



Package Style and Pinning



Pin Connections

Pin #	Single Out
1	VAC in (N)
2	VAC in (L)
3	-VDC out
4	+VDC out

Tolerance ±0.5mm unless otherwise specified

AMEYA360

Components Supply Platform

Authorized Distribution Brand :



Website :

Welcome to visit www.ameya360.com

Contact Us :

➤ Address :

401 Building No.5, JiuGe Business Center, Lane 2301, Yishan Rd
Minhang District, Shanghai , China

➤ Sales :

Direct +86 (21) 6401-6692

Email amall@ameya360.com

QQ 800077892

Skype ameyasales1 ameyasales2

➤ Customer Service :

Email service@ameya360.com

➤ Partnership :

Tel +86 (21) 64016692-8333

Email mkt@ameya360.com