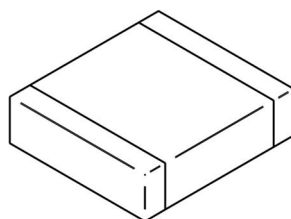

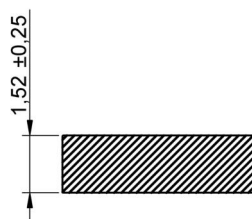

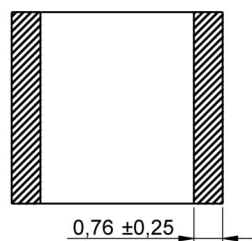


A Dimensions: [mm]

Scale - 5:1

B Recommended land pattern: [mm]

Scale - 5:1

C Schematic:**D Electrical Properties:**

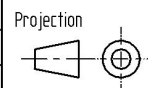
Properties	Test conditions		Value	Unit	Tol.
Impedance @ 100 MHz	100 MHz	Z	170	Ω	±25%
Maximum impedance	700 MHz	Z	280	Ω	typ.
Rated current	ΔT = 40K	I _R	4000	mA	max.
DC Resistance	@ 25°C	R _{DC}	11	mΩ	typ.
DC Resistance	@ 25°C	R _{DC}	15	mΩ	max.
Type of application			High Current		

E General information:

Do not use this part beyond the Rated Current, as this will create excessive heat and can harm the component

- Storage Temperature (on Tape & Reel): -20°C to 60°C
- Operating Temperature: -55°C to 125°C
- Test conditions of Electrical Properties: 20°C, 33% RH if not specified differently

				Projection		DESCRIPTION
1.7	2014-06-05	SSt	SSt			WE-MPSB EMI Multilayer Power Suppression Bead
1.6	2013-12-19	SSt	SSt			
1.5	2013-04-17	SSt	SSt			
1.4	2012-11-28	SSt	SSt			
1.3	2012-10-23	SSt	SMu			
1.2	2012-09-27	SSt	SMu			Order.- No.
1.1	2012-06-27	SSt	SSt			74279224171
REV	DATE	BY	CHECKED			Size: 2220



Würth Elektronik eiSos GmbH & Co. KG
EMC & Inductive Solutions
Max-Eyth-Str. 1
74638 Waldenburg
Germany
Tel. +49 (0) 79 42 945 - 0
www.we-online.com
eiSos@we-online.com

Order.- No.

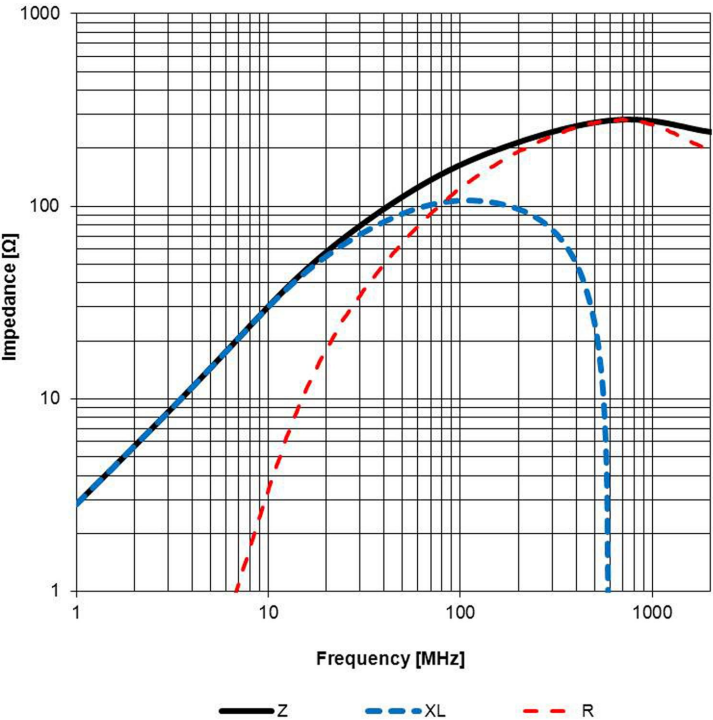


SIZE

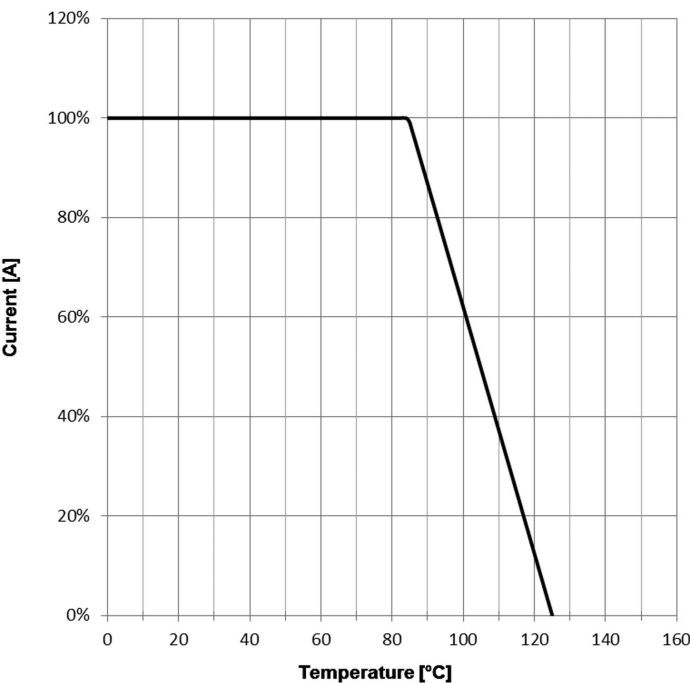
A4



F1 Typical Impedance Characteristics:



F2 Derating Curve:



valid for ambient temperature: -55°C to +85°C

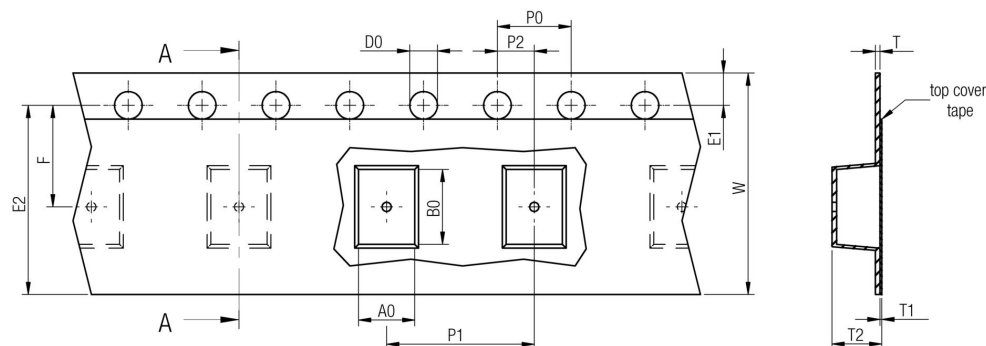
				Projection		DESCRIPTION
1.7	2014-06-05	SSt	SSt			WE-MPSB EMI Multilayer Power Suppression Bead
1.6	2013-12-19	SSt	SSt			
1.5	2013-04-17	SSt	SSt	Würth Elektronik eiSos GmbH & Co. KG EMC & Inductive Solutions Max-Eyth-Str. 1 74638 Waldenburg Germany Tel. +49 (0) 79 42 945 - 0 www.we-online.com eiSos@we-online.com		Order.- No.
1.4	2012-11-28	SSt	SSt			74279224171
1.3	2012-10-23	SSt	SMu			
1.2	2012-09-27	SSt	SMu			
1.1	2012-06-27	SSt	SSt			
REV	DATE	BY	CHECKED			Size: 2220

COMPLIANT
RoHS&REACH
WÜRTH ELEKTRONIK

SIZE
A4

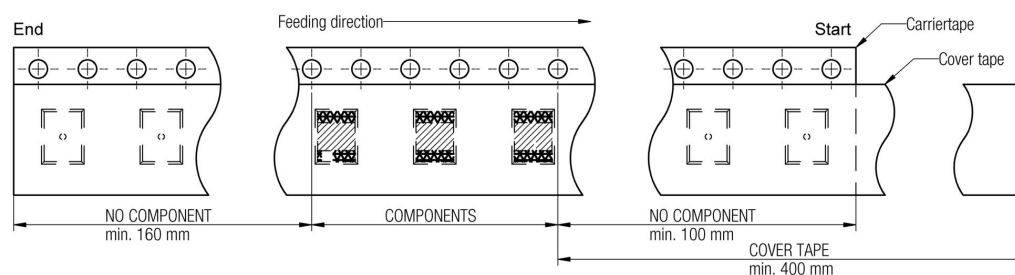
This electronic component has been designed and developed for usage in general electronic equipment only. This product is not authorized for use in equipment where a higher safety standard and reliability standard is especially required or where a failure of the product is reasonably expected to cause severe personal injury or death, unless the parties have executed an agreement specifically governing such use. Moreover Würth Elektronik eiSos GmbH & Co KG products are neither designed nor intended for use in areas such as military, aerospace, aviation, nuclear control, submarine, transportation (automotive control, train control, ship control), transportation signal, disaster prevention, medical, public information network etc.. Würth Elektronik eiSos GmbH & Co KG must be informed about the intent of such usage before the design-in stage. In addition, sufficient reliability evaluation checks for safety must be performed on every electronic component which is used in electrical circuits that require high safety and reliability functions or performance.

G Packaging Specification - Tape and Reel [mm]:

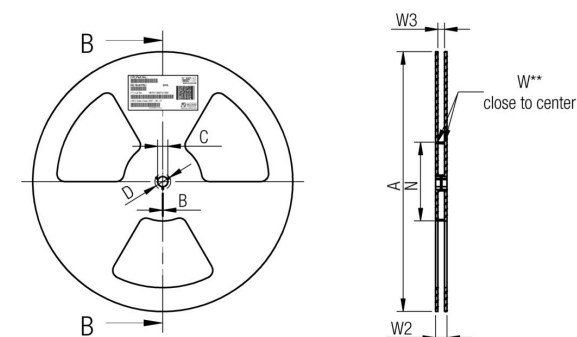


	A0	B0	W	P1	T	T1	T2	D0	E1	E2	F	P0	P2	Tape	VPE / packaging unit
tolerance	typ.	typ.	+0,3 -0,1	± 0,1	± 0,1	max.	typ.	+0,1 -0,0	± 0,1	min.	± 0,05	± 0,1	± 0,05		
size	1610	3,30	4,39	12,00	8,00	0,30	0,10	2,68	1,50	1,75	10,25	5,50	4,00	2,00	Polystyrene 2500
	1812	3,51	4,78	12,00	8,00	0,33	0,10	2,73	1,50	1,75	10,25	5,50	4,00	2,00	Polystyrene 2500
	2220	5,40	5,95	12,00	8,00	0,33	0,10	2,28	1,50	1,75	10,25	5,50	4,00	2,00	Polystyrene 2000
	2220 *	5,40	6,00	12,00	8,00	0,35	0,10	3,61	1,50	1,75	10,25	5,50	4,00	2,00	Polystyrene 2000
	3312	3,33	8,92	16,00	8,00	0,36	0,10	2,77	1,50	1,75	14,25	7,50	4,00	2,00	Polystyrene 2500

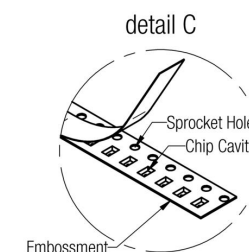
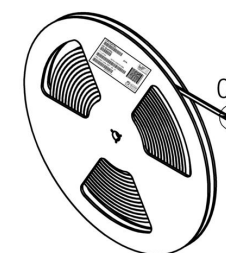
* this information is valid only for the articles 74279224271 & 74279224401



Packaging is referred to the international standard IEC 60286 -3:2007

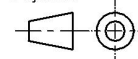


	A	B	C	D	N	W1	W2	W3	W3
tolerance	± 2,0	min.	± 0,8	min.	± 2,0	+ 1,5	max.	min.	max.
Tape width	12 mm	330,00	1,50	13,00	20,20	100,00	12,40	18,40	11,90
	16 mm	330,00	1,50	13,00	20,20	100,00	16,40	22,40	15,90



	Pull-of force
Tape width 12 mm	0,1 N - 1,3 N
16 mm	0,1 N - 1,3 N

Projection



Würth Elektronik eiSos GmbH & Co. KG
EMC & Inductive Solutions
Max-Eyth-Str. 1
74638 Waldenburg
Germany
Tel. +49 (0) 79 42 945 - 0
www.we-online.com
eiSos@we-online.com

DESCRIPTION

**WE-MPSB EMI Multilayer Power
Suppression Bead**

Order.- No.

74279224171

Size: 2220



SIZE

A4

H Soldering Specifications:



H1: Classification Reflow Profile for SMT components:



H2: Classification Reflow Profiles

Profile Feature	Pb-Free Assembly
Preheat <ul style="list-style-type: none">- Temperature Min (T_{smin})- Temperature Max (T_{smax})- Time (t_s) from (T_{smin} to T_{smax})	150°C 200°C 60-120 seconds
Ramp-up rate (T_L to T_p)	3°C/ second max.
Liquidous temperature (T_L) Time (t_L) maintained above T_L	217°C 60-150 seconds
Peak package body temperature (T_p)	See Table H3
Time within 5°C of actual peak temperature (t_p)	20-30 seconds
Ramp-down rate (T_p to T_L)	6°C/ second max.
Time 25°C to peak temperature	8 minutes max.



refer to IPC/JEDEC J-STD-020D

H3: Package Classification Reflow Temperature

	Package Thickness	Volume mm³ <350	Volume mm³ 350 - 2000	Volume mm³ >2000
PB-Free Assembly	< 1.6 mm	260°C	260°C	260°C
PB-Free Assembly	1.6 - 2.5 mm	260°C	250°C	245°C
PB-Free Assembly	≥ 2.5 mm	250°C	245°C	245°C

refer to IPC/JEDEC J-STD-020D

This electronic component has been designed and developed for usage in general electronic equipment only. This product is not authorized for use in equipment where a higher safety standard and reliability standard is especially required or where a failure of the product is reasonably expected to cause severe personal injury or death, unless the parties have executed an agreement specifically governing such use. Moreover Würth Elektronik eiSos GmbH & Co KG products are neither designed nor intended for use in areas such as military, aerospace, aviation, nuclear control, submarine, transportation (automotive control, train control, ship control), transportation signal, disaster prevention, medical, public information network etc.. Würth Elektronik eiSos GmbH & Co KG must be informed about the intent of such usage before the design-in stage. In addition, sufficient reliability evaluation checks for safety must be performed on every electronic component which is used in electrical circuits that require high safety and reliability functions or performance.

				<div>Projection</div> 		DESCRIPTION		
1.7	2014-06-05	SSt	SSt					
1.6	2013-12-19	SSt	SSt			<div>WE-MPSB EMI Multilayer Power Suppression Bead</div>		
1.5	2013-04-17	SSt	SSt					
1.4	2012-11-28	SSt	SSt	<div>Würth Elektronik eiSos GmbH & Co. KG</div> <div>EMC & Inductive Solutions</div> <div>Max-Eyth-Str. 1</div> <div>74638 Waldenburg</div> <div>Germany</div> <div>Tel. +49 (0) 79 42 945 - 0</div> <div>www.we-online.com</div> <div>eiSos@we-online.com</div>		Order.- No.	 <div>COMPLIANT</div> <div>RoHS&REACH</div> <div>WÜRTH ELEKTRONIK</div>	SIZE
1.3	2012-10-23	SSt	SMu			<div>74279224171</div>		A4
1.2	2012-09-27	SSt	SMu					
1.1	2012-06-27	SSt	SSt					
REV	DATE	BY	CHECKED					Size: 2220

I Cautions and Warnings:

The following conditions apply to all goods within the product series of WE-MPSB of Würth Elektronik eiSos GmbH & Co. KG:

General:

All recommendations according to the general technical specifications of the data sheet have to be complied with.

The usage and operation of the product within ambient conditions, which probably alloy or harm the component surface, has to be avoided.

If the product is potted in customer applications, the potting material might shrink during and after hardening. The product is exposed to the pressure of the potting material with the effect that the ferrite body and termination is possibly damaged by this pressure and so the electrical as well as the mechanical characteristics are endangered to be affected. After the potting material is cured, the ferrite body and termination of the product have to be checked if any reduced electrical or mechanical functions or destructions have occurred.

The responsibility for the applicability of customer specific products and use in a particular customer design is always within the authority of the customer. All technical specifications for standard products do also apply to customer specific products.

Cleaning agents that are used to clean the customer application might damage or change the characteristics of the component, body, pins or termination.

Direct mechanical impact to the product shall be prevented as the ferrite material of the ferrite body could flake or in the worst case it could break.



Product specific:

Follow all instructions mentioned in the data sheet, especially:

- The soldering profile has to be complied with according to the technical reflow soldering specification, otherwise this will void the warranty.
- Wave soldering is only allowed after evaluation and approval.
- All products shall be used before the end of the period of 12 months based on the product date code, if not a 100% solderability can't be ensured.
- Violation of the technical product specifications such as exceeding the nominal rated current will void the warranty.

The general and product specific cautions comply with the state of the scientific and technical knowledge and are believed to be accurate and reliable; however, no responsibility is assumed for inaccuracies or incompleteness.



				Projection		DESCRIPTION			
1.7	2014-06-05	SSt	SSt				WE-MPSB EMI Multilayer Power Suppression Bead		
1.6	2013-12-19	SSt	SSt						
1.5	2013-04-17	SSt	SSt	Würth Elektronik eiSos GmbH & Co. KG EMC & Inductive Solutions Max-Eyth-Str. 1 74638 Waldenburg Germany Tel. +49 (0) 79 42 945 - 0 www.we-online.com eiSos@we-online.com		Order.- No.		SIZE	
1.4	2012-11-28	SSt	SSt					74279224171	A4
1.3	2012-10-23	SSt	SMu						
1.2	2012-09-27	SSt	SMu						
1.1	2012-06-27	SSt	SSt						
REV	DATE	BY	CHECKED			Size: 2220			

This electronic component has been designed and developed for usage in general electronic equipment only. This product is not authorized for use in equipment where a higher safety standard and reliability standard is especially required or where a failure of the product is reasonably expected to cause severe personal injury or death, unless the parties have executed an agreement specifically governing such use. Moreover Würth Elektronik eiSos GmbH & Co KG products are neither designed nor intended for use in areas such as military, aerospace, aviation, nuclear control, submarine, transportation (automotive control, train control, ship control), transportation signal, disaster prevention, medical, public information network etc.. Würth Elektronik eiSos GmbH & Co KG must be informed about the intent of such usage before the design-in stage. In addition, sufficient reliability evaluation checks for safety must be performed on every electronic component which is used in electrical circuits that require high safety and reliability functions or performance.

AMEYA360

Components Supply Platform

Authorized Distribution Brand :



Website :

Welcome to visit www.ameya360.com

Contact Us :

➤ Address :

401 Building No.5, JiuGe Business Center, Lane 2301, Yishan Rd
Minhang District, Shanghai , China

➤ Sales :

Direct +86 (21) 6401-6692

Email amall@ameya360.com

QQ 800077892

Skype ameyasales1 ameyasales2

➤ Customer Service :

Email service@ameya360.com

➤ Partnership :

Tel +86 (21) 64016692-8333

Email mkt@ameya360.com