


MODEL 64

1/4" Square

Multiturn

Cermet Trimming

Potentiometer



1

ELECTRICAL

Standard Resistance Range, Ohms	10 to 1Meg
Standard Resistance Tolerance	±10%
Input Voltage, Maximum	200Vdc or rms not to exceed power rating
Slider Current, Maximum	100mA or within rated power, whichever is less
Power Rating, Watts	0.25 at 85°C derating to 0 at 150°C
End Resistance, Maximum	2 Ohms
Actual Electrical Travel, Turns, Nominal	12
Dielectric Strength	900Vrms
Insulation Resistance, Minimum	1,000 Megohms
Resolution	Essentially infinite
Contact Resistance Variation, Maximum	1% or 1 Ohms, whichever is greater

ENVIRONMENTAL

Seal	85°C Fluorinert® (No Leaks)
Temperature Coefficient, Maximum	±100ppm/°C
Operating Temperature Range	-65°C to +150°C
Thermal Shock	5 cycles, -65°C to +150°C (1% ΔRT, 1% ΔVR)
Moisture Resistance	Ten 24 hour cycles (1% ΔRT, IR 1,000 Megohms Min.)
Shock, 6ms Sawtooth	100G's (1% ΔRT, 1% ΔVR)
Vibration	20G's, 10 to 2,000 Hz (1% ΔRT, 1% ΔVR)
High Temperature Exposure	250 hours at 125°C (2% ΔRT, 2% ΔVR)
Rotational Life	200 cycles (2% ΔRT)
Load Life at 0.25 Watts	1,000 hours at 85°C (2% ΔRT)
Resistance to Solder Heat	260°C for 10 sec. (1% ΔRT)

MECHANICAL

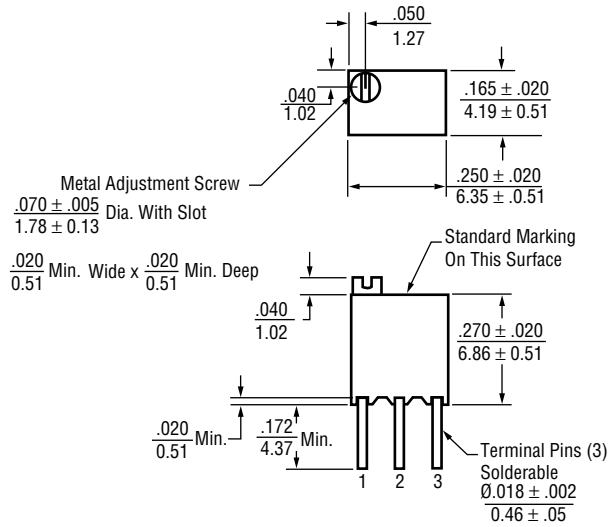
Mechanical Stops	Clutch action, both ends
Torque, Starting Maximum	3 oz.-in. (0.021 N-m)
Weight, Nominal	.014 oz. (0.40 grams)

Fluorinert® is a registered trademark of 3M Company.
Specifications subject to change without notice.



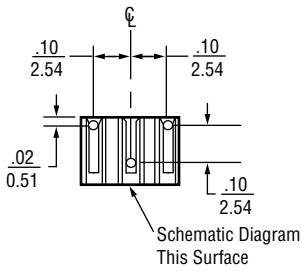
TOP ADJUSTMENT (Inch/mm)

Model 64W and 64Y

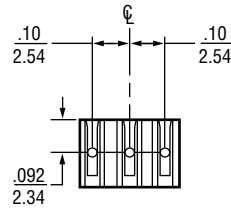


Note: Model 64W dimensions applicable to all models except as noted.

Model 64W



Model 64Y



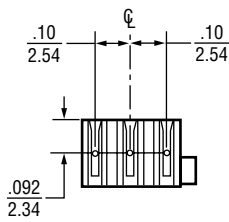
STANDARD RESISTANCE VALUES, OHMS

10	100	1K	10K	50K	250K
20	200	2K	20K	100K	500K
50	500	5K	25K	200K	1Meg

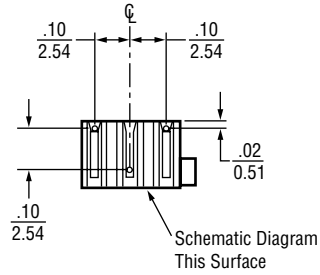
Model 64X and 64Z



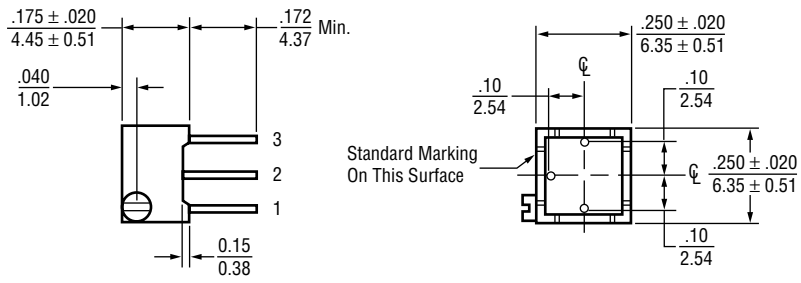
Model 64Z



Model 64X



Model 64P



PACKAGING

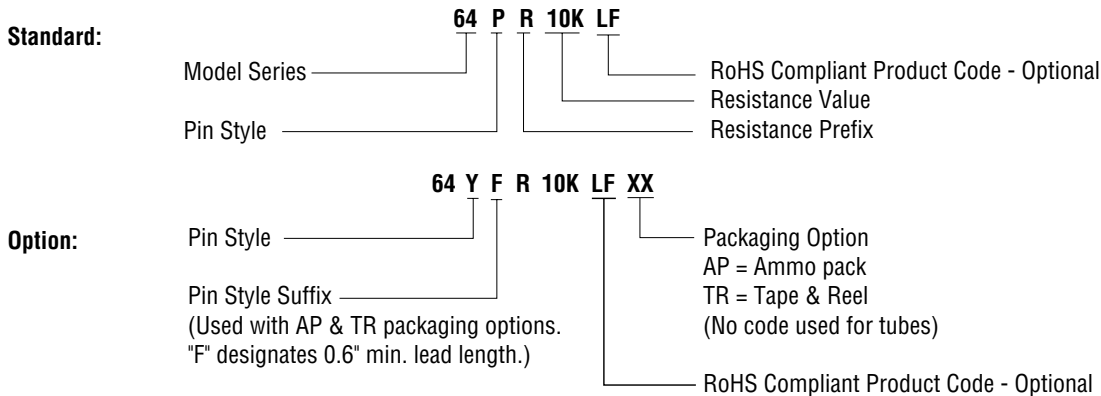
Standard: Tubes
All units oriented with #1 pin to same side.

	Pin Style		P,W,Y	X,Z
Magazine	Width	=	0.38" (9.65 mm)	0.38" (9.65 mm)
	Height	=	0.62" (15.75mm)	0.62" (15.75mm)
	Length	=	14.5" (368 mm)	16.9" (429 mm)
	Capacity	=	50 Units	50 Units

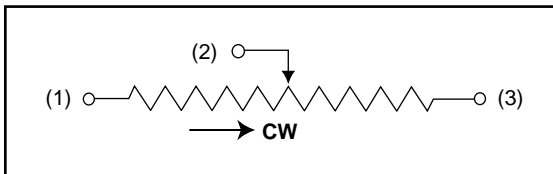
Option: Tape & Reel, Ammo Pack (Available only for 64Y and 64Z)
All units oriented with #1 pin to the right of the direction of feed.

Tape	Seat Plane to Centerline of Sprocket Hole	=	.71" (18 mm)
	Width	=	18 mm
	Sprocket	=	Single Hole .50" spacing
	Capacity	=	1,000 Units
Reel	Diameter	=	14" (363 mm)
Ammo	Tape Fold	=	12"
	Box	=	1.8" x 13" x 10" (46mm x 330mm x 254mm)

ORDERING INFORMATION



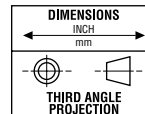
CIRCUIT DIAGRAM



NOTES

Metric equivalents, based on 1 inch = 25.4mm are rounded to the same number of significant figures as in the original. English units and are provided for general information only.

Tolerances unless otherwise specified:
Linear = ± .01 inches (.25mm)
Angular = ± 2 degrees



AMEYA360

Components Supply Platform

Authorized Distribution Brand :



Website :

Welcome to visit www.ameya360.com

Contact Us :

➤ Address :

401 Building No.5, JiuGe Business Center, Lane 2301, Yishan Rd
Minhang District, Shanghai , China

➤ Sales :

Direct +86 (21) 6401-6692

Email amall@ameya360.com

QQ 800077892

Skype [ameyasales1](#) [ameyasales2](#)

➤ Customer Service :

Email service@ameya360.com

➤ Partnership :

Tel +86 (21) 64016692-8333

Email mkt@ameya360.com