

MBR0520L THRU MBR0540L

0.5 Amp Schottky Rectifier 20 to 40 Volts

Features

- Lead Free Finish/RoHS Compliant ("P" Suffix designates RoHS Compliant. See ordering information)
- For Surface Mount Application
- Low Forward Voltage and Extremely Low Thermal Resistance
- Halogen free available upon request by adding suffix "-HF"
- Epoxy meets UL 94 V-0 flammability rating
- Moisture Sensitivity Level 1

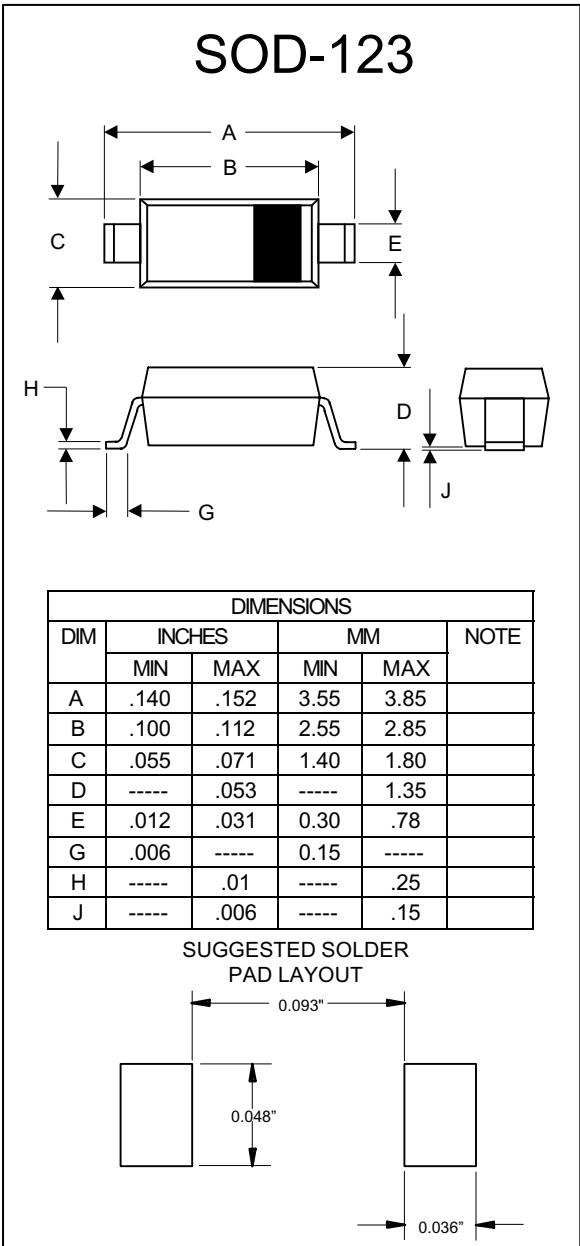
Maximum Ratings

- Operating Temperature: -65°C to +125°C
- Storage Temperature: -65°C to +150°C
- Maximum Thermal Resistance: 305 °C/W Junction to Ambient

MCC Catalog Number	Device Marking	Maximum Recurrent Peak Reverse Voltage	Maximum RMS Voltage	Maximum DC Blocking Voltage
MBR0520L	SD	20V	14V	20V
MBR0530L	SE	30V	21V	30V
MBR0540L	SF	40V	28V	40V

Electrical Characteristics @ 25°C Unless Otherwise Specified

Average Forward Current	I_F	0.5A	
Peak Forward Surge Current	I_{FSM}	5.5A	8.3ms half sine
Maximum Forward voltage	V_F	0.3V	$I_F=0.1A$
		0.385V	$I_F=0.5A$
		0.375V	$I_F=0.1A$
MBR0530L	V_F	0.43V	$I_F=0.5A$
		0.51V	$I_F=0.5A$
MBR0540L	V_F	0.62V	$I_F=1.0A$
Maximum DC Reverse Current At Rated DC Blocking Voltage	I_R	75uA	$V_R=10V$
		250uA	$V_R=20V$
		20uA	$V_R=15V$
MBR0530L	I_R	130uA	$V_R=30V$
		10uA	$V_R=20V$
MBR0540L	I_R	20uA	$V_R=40V$
Typical Junction Capacitance	C_J	170pF	$V_R=0, f=1MHz$
Power Dissipation	P_D	410mW	



MBR0520L thru MBR0540L

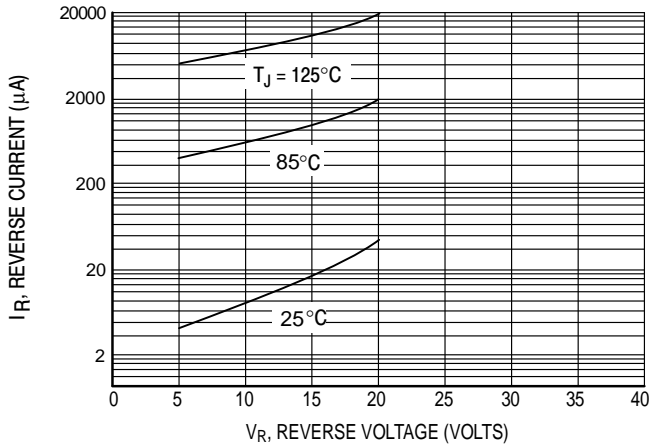


Figure 1. Typical Reverse Current of MBR0520L

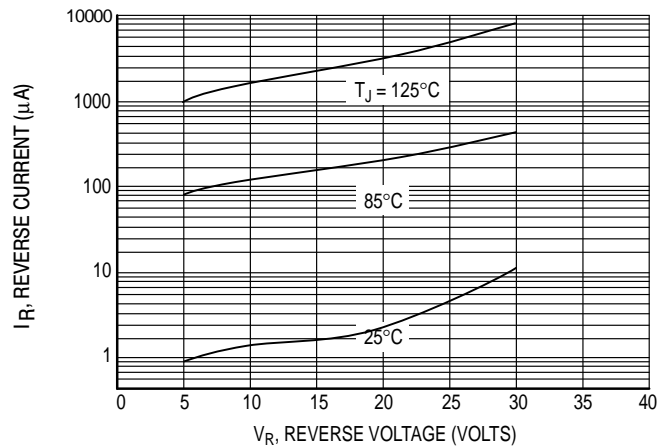


Figure 2. Typical Reverse Current of MBR0530L

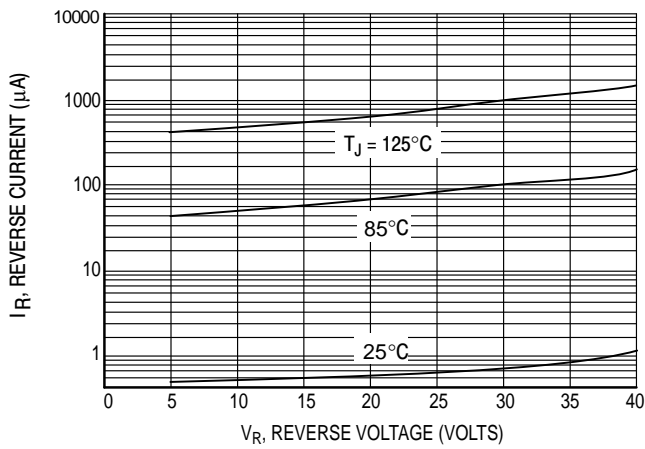


Figure 3. Typical Reverse Current of MBR0540L

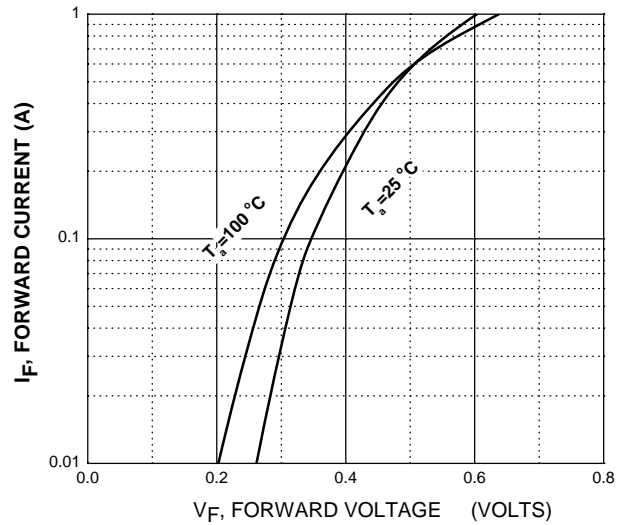


Figure 4. Typical Forward Characteristics of MBR0540L



TM

Micro Commercial Components

Ordering Information :

Device	Packing
Part Number-TP	Tape&Reel: 3Kpcs/Reel

Note : Adding "-HF" suffix for halogen free, eg. Part Number-TP-HF

IMPORTANT NOTICE

Micro Commercial Components Corp. reserves the right to make changes without further notice to any product herein to make corrections, modifications , enhancements , improvements , or other changes . **Micro Commercial Components Corp .** does not assume any liability arising out of the application or use of any product described herein; neither does it convey any license under its patent rights ,nor the rights of others . The user of products in such applications shall assume all risks of such use and will agree to hold **Micro Commercial Components Corp .** and all the companies whose products are represented on our website, harmless against all damages.

LIFE SUPPORT

MCC's products are not authorized for use as critical components in life support devices or systems without the express written approval of Micro Commercial Components Corporation.

CUSTOMER AWARENESS

Counterfeiting of semiconductor parts is a growing problem in the industry. Micro Commercial Components (MCC) is taking strong measures to protect ourselves and our customers from the proliferation of counterfeit parts. MCC strongly encourages customers to purchase MCC parts either directly from MCC or from Authorized MCC Distributors who are listed by country on our web page cited below. Products customers buy either from MCC directly or from Authorized MCC Distributors are genuine parts, have full traceability, meet MCC's quality standards for handling and storage. **MCC will not provide any warranty coverage or other assistance for parts bought from Unauthorized Sources.** MCC is committed to combat this global problem and encourage our customers to do their part in stopping this practice by buying direct or from authorized distributors.

www.mccsemi.com

AMEYA360

Components Supply Platform

Authorized Distribution Brand :



Website :

Welcome to visit www.ameya360.com

Contact Us :

➤ Address :

401 Building No.5, JiuGe Business Center, Lane 2301, Yishan Rd
Minhang District, Shanghai , China

➤ Sales :

Direct +86 (21) 6401-6692

Email amall@ameya360.com

QQ 800077892

Skype [ameyasales1](#) [ameyasales2](#)

➤ Customer Service :

Email service@ameya360.com

➤ Partnership :

Tel +86 (21) 64016692-8333

Email mkt@ameya360.com