

“High Frequency Ceramic Solutions”

859/1920 MHz Diplexer

Detail Specification

P/N 0859DP18A1920

Rev 11/15/01 Page 1 of 2

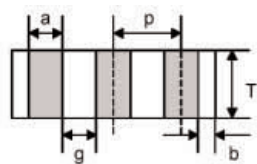
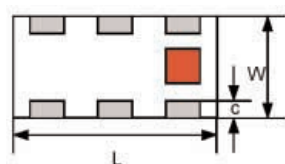
Part Number	Frequency (MHz)	Attenuation Low Band	Attenuation High Band	Return Loss
0859DP18A1920_	824 - 894	0.75 dB max.	20 dB min.	12 dB min.
	1850 - 1990	20 dB min.	0.55 dB max.	12 dB min.

Input Power	Impedance	Operating Temperature Range	Reel Qty
3 Watts max	50 Ω	-40 to +85°C	3000

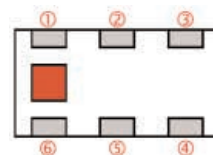
Mechanical Dimensions

	L	W	T	a	b	c	g	p
Inches	0.126 ± .006	0.064 ± .006	0.034 ± .004	0.022 ± .006	0.014 ± .006	0.012 ± .004/-0.008	0.016 ± .006	0.039 ± .004
mm	3.2 ± 0.15	1.6 ± 0.15	0.85 ± 0.1	0.55 ± 0.15	0.35 ± 0.15	0.3 ± 0.1/-0.2	0.4 ± 0.15	1.0 ± 0.1

Terminal Configuration

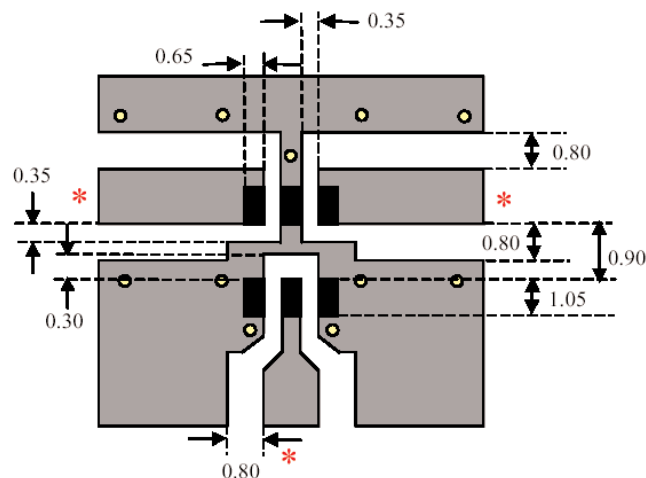





No.	Function	No.	Function
1	Low Band Port (P2)	4	GND
2	GND	5	Common Port (P3)
3	High Band Port (P1)	6	GND



Mounting Considerations

Mount these devices with brown colored side facing up. Line width should be designed to provide 50Ω impedance matching characteristics.



-  Solder Resist
-  Land
-  Through-hole (φ 0.3)

*Johanson Technology, Inc. reserves the right to make design changes without notice.
All sales are subject to Johanson Technology, Inc. terms and conditions.*

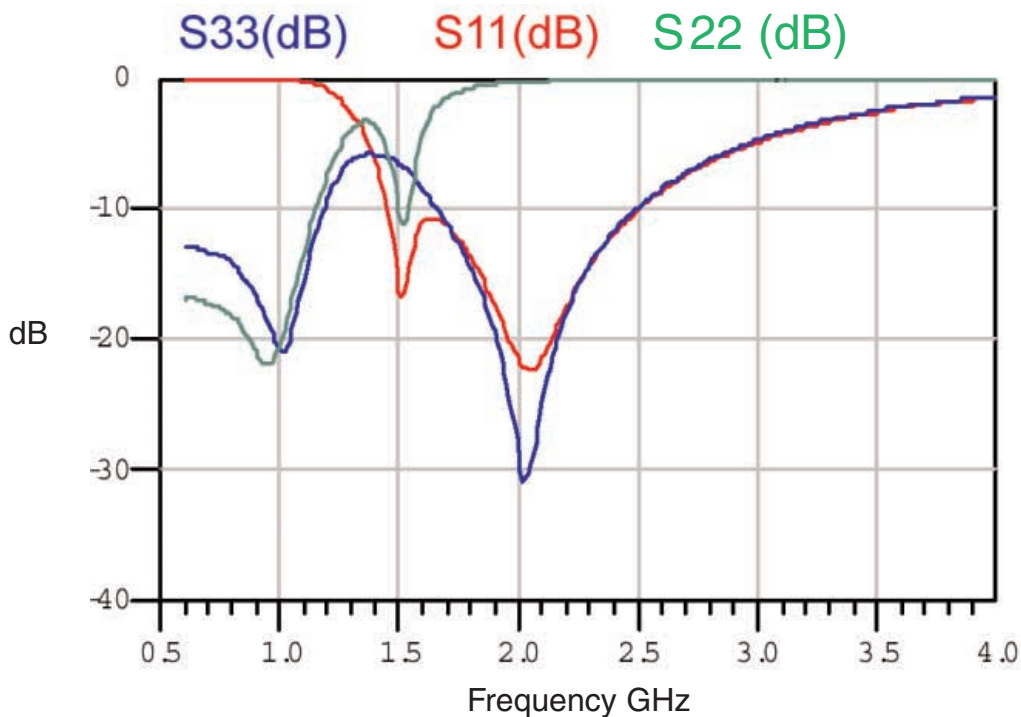
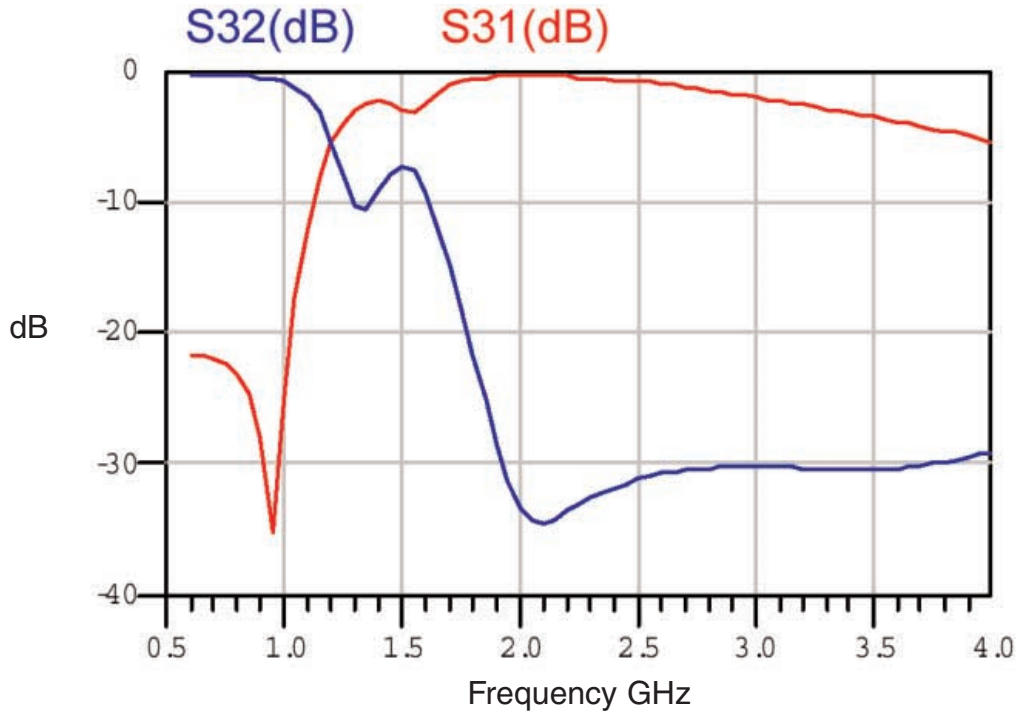
“High Frequency Ceramic Solutions”

859/1920 MHz Diplexer

Detail Specification

P/N 0859DP18A1920

Rev 11/15/01 Page 2 of 2



AMEYA360

Components Supply Platform

Authorized Distribution Brand :



Website :

Welcome to visit www.ameya360.com

Contact Us :

➤ Address :

401 Building No.5, JiuGe Business Center, Lane 2301, Yishan Rd
Minhang District, Shanghai , China

➤ Sales :

Direct +86 (21) 6401-6692

Email amall@ameya360.com

QQ 800077892

Skype [ameyasales1](#) [ameyasales2](#)

➤ Customer Service :

Email service@ameya360.com

➤ Partnership :

Tel +86 (21) 64016692-8333

Email mkt@ameya360.com