



**MCP73213
OVP Dual-Cell
Li-Ion Battery Charger
Evaluation Board
User's Guide**

Note the following details of the code protection feature on Microchip devices:

- Microchip products meet the specification contained in their particular Microchip Data Sheet.
- Microchip believes that its family of products is one of the most secure families of its kind on the market today, when used in the intended manner and under normal conditions.
- There are dishonest and possibly illegal methods used to breach the code protection feature. All of these methods, to our knowledge, require using the Microchip products in a manner outside the operating specifications contained in Microchip's Data Sheets. Most likely, the person doing so is engaged in theft of intellectual property.
- Microchip is willing to work with the customer who is concerned about the integrity of their code.
- Neither Microchip nor any other semiconductor manufacturer can guarantee the security of their code. Code protection does not mean that we are guaranteeing the product as "unbreakable."

Code protection is constantly evolving. We at Microchip are committed to continuously improving the code protection features of our products. Attempts to break Microchip's code protection feature may be a violation of the Digital Millennium Copyright Act. If such acts allow unauthorized access to your software or other copyrighted work, you may have a right to sue for relief under that Act.

Information contained in this publication regarding device applications and the like is provided only for your convenience and may be superseded by updates. It is your responsibility to ensure that your application meets with your specifications. MICROCHIP MAKES NO REPRESENTATIONS OR WARRANTIES OF ANY KIND WHETHER EXPRESS OR IMPLIED, WRITTEN OR ORAL, STATUTORY OR OTHERWISE, RELATED TO THE INFORMATION, INCLUDING BUT NOT LIMITED TO ITS CONDITION, QUALITY, PERFORMANCE, MERCHANTABILITY OR FITNESS FOR PURPOSE. Microchip disclaims all liability arising from this information and its use. Use of Microchip devices in life support and/or safety applications is entirely at the buyer's risk, and the buyer agrees to defend, indemnify and hold harmless Microchip from any and all damages, claims, suits, or expenses resulting from such use. No licenses are conveyed, implicitly or otherwise, under any Microchip intellectual property rights.

Trademarks

The Microchip name and logo, the Microchip logo, dsPIC, KEELOQ, KEELOQ logo, MPLAB, PIC, PICmicro, PICSTART, rfPIC and UNI/O are registered trademarks of Microchip Technology Incorporated in the U.S.A. and other countries.


FilterLab, Hampshire, HI-TECH C, Linear Active Thermistor, MXDEV, MXLAB, SEEVAL and The Embedded Control Solutions Company are registered trademarks of Microchip Technology Incorporated in the U.S.A.

Analog-for-the-Digital Age, Application Maestro, CodeGuard, dsPICDEM, dsPICDEM.net, dsPICworks, dsSPEAK, ECAN, ECONOMONITOR, FanSense, HI-TIDE, In-Circuit Serial Programming, ICSP, ICEPIC, Mindi, MiWi, MPASM, MPLAB Certified logo, MPLIB, MPLINK, mTouch, Omniscent Code Generation, PICC, PICC-18, PICkit, PICDEM, PICDEM.net, PICTail, PIC³² logo, REAL ICE, rLAB, Select Mode, Total Endurance, TSHARC, WiperLock and ZENA are trademarks of Microchip Technology Incorporated in the U.S.A. and other countries.

SQTP is a service mark of Microchip Technology Incorporated in the U.S.A.

All other trademarks mentioned herein are property of their respective companies.

© 2009, Microchip Technology Incorporated, Printed in the U.S.A., All Rights Reserved.

 Printed on recycled paper.

QUALITY MANAGEMENT SYSTEM
CERTIFIED BY DNV
== ISO/TS 16949:2002 ==

Microchip received ISO/TS-16949:2002 certification for its worldwide headquarters, design and wafer fabrication facilities in Chandler and Tempe, Arizona; Gresham, Oregon and design centers in California and India. The Company's quality system processes and procedures are for its PIC® MCUs and dsPIC® DSCs, KEELOQ® code hopping devices, Serial EEPROMs, microperipherals, nonvolatile memory and analog products. In addition, Microchip's quality system for the design and manufacture of development systems is ISO 9001:2000 certified.



MCP73213 OVP DUAL-CELL LI-ION BATTERY CHARGER EVALUATION BOARD USER'S GUIDE

Table of Contents

Preface	1
Introduction.....	1
Document Layout	1
Conventions Used in this Guide	2
Recommended Reading.....	2
The Microchip Web Site	3
Customer Support	3
Document Revision History	3
Chapter 1. Product Overview	
1.1 Introduction	5
1.2 What is the MCP73213 OVP Dual-Cell Li-Ion Battery Charger Evaluation Board?	6
1.3 What the MCP73213 OVP Dual-Cell Li-Ion Battery Charger Evaluation Board Kit Includes:	6
Chapter 2. Installation and Operation	
2.1 Introduction	7
2.2 Features	7
2.3 Getting Started	8
Appendix A. Schematic and Layouts	
A.1 Introduction	11
A.2 Board – Schematic	12
A.3 Board – Assembly Drawing	13
A.4 Board – Top Layer	14
A.5 Board – Top Metal Layer	15
A.6 Board – Bottom Layer	16
Appendix B. Bill Of Materials (BOM)	
Worldwide Sales and Service	18

NOTES:



MCP73213 OVP DUAL-CELL LI-ION BATTERY CHARGER EVALUATION BOARD USER'S GUIDE

Preface

NOTICE TO CUSTOMERS

All documentation becomes dated, and this manual is no exception. Microchip tools and documentation are constantly evolving to meet customer needs, so some actual dialogs and/or tool descriptions may differ from those in this document. Please refer to our web site (www.microchip.com) to obtain the latest documentation available.

Documents are identified with a “DS” number. This number is located on the bottom of each page, in front of the page number. The numbering convention for the DS number is “DSXXXXA”, where “XXXX” is the document number and “A” is the revision level of the document.

For the most up-to-date information on development tools, see the MPLAB® IDE on-line help. Select the Help menu, and then Topics to open a list of available on-line help files.

INTRODUCTION

This chapter contains general information that will be useful to know before using the MCP73213 OVP Dual-Cell Li-Ion Battery Charger Evaluation Board User's Guide. Items discussed in this chapter include:

- Document Layout
- Conventions Used in this Guide
- Recommended Reading
- The Microchip Web Site
- Customer Support
- Document Revision History

DOCUMENT LAYOUT

This document describes how to use the MCP73213 OVP Dual-Cell Li-Ion Battery Charger Evaluation Board. The manual layout is as follows:

- **Chapter 1. “Product Overview”** – Important information about the MCP73213 OVP Dual-Cell Li-Ion Battery Charger Evaluation Board.
- **Chapter 2. “Installation and Operation”** – Includes instructions on how to get started with this user's guide and a description of the user's guide.
- **Appendix A. “Schematic and Layouts”** – Shows the schematic and layout diagrams for the MCP73213 OVP Dual-Cell Li-Ion Battery Charger Evaluation Board.
- **Appendix B. “Bill Of Materials (BOM)”** – Lists the parts used to build the MCP73213 OVP Dual-Cell Li-Ion Battery Charger Evaluation Board.

CONVENTIONS USED IN THIS GUIDE

This manual uses the following documentation conventions:

DOCUMENTATION CONVENTIONS

Description	Represents	Examples
Arial font:		
Italic characters	Referenced books	<i>MPLAB[®] IDE User's Guide</i>
	Emphasized text	...is the <i>only</i> compiler...
Initial caps	A window	the Output window
	A dialog	the Settings dialog
	A menu selection	select Enable Programmer
Quotes	A field name in a window or dialog	"Save project before build"
Underlined, italic text with right angle bracket	A menu path	<u><i>File>Save</i></u>
Bold characters	A dialog button	Click OK
	A tab	Click the Power tab
'bnnnn'	A binary number where <i>n</i> is a digit	'b00100, 'b10
Text in angle brackets < >	A key on the keyboard	Press <Enter>, <F1>
Courier font:		
Plain Courier	Sample source code	#define START
	Filenames	autoexec.bat
	File paths	c:\mcc18\h
	Keywords	_asm, _endasm, static
	Command-line options	-Opa+, -Opa-
	Bit values	0, 1
Italic Courier	A variable argument	<i>file.o</i> , where <i>file</i> can be any valid filename
0xnnnnn	A hexadecimal number where <i>n</i> is a hexadecimal digit	0xFFFF, 0x007A
Square brackets []	Optional arguments	mcc18 [options] <i>file</i> [options]
Curly brackets and pipe character: { }	Choice of mutually exclusive arguments; an OR selection	errorlevel {0 1}
Ellipses...	Replaces repeated text	var_name [, var_name...]
	Represents code supplied by user	void main (void) { ... }

RECOMMENDED READING

This user's guide describes how to use MCP73213 OVP Dual-Cell Li-Ion Battery Charger Evaluation Board. The following Microchip document is recommended as supplemental reference resources.

MCP73213 Data Sheet, "Dual-Cell Li-Ion / Li-Polymer Battery Charge Management Controller with Input Overvoltage Protection", DS22190

This data sheet provides detailed information regarding the MCP73213 product family.

THE MICROCHIP WEB SITE

Microchip provides online support via our web site at www.microchip.com. This web site is used as a means to make files and information easily available to customers. Accessible by using your favorite Internet browser, the web site contains the following information:

- **Product Support** – Data sheets and errata, application notes and sample programs, design resources, user's guides and hardware support documents, latest software releases and archived software
- **General Technical Support** – Frequently Asked Questions (FAQs), technical support requests, online discussion groups, Microchip consultant program member listing
- **Business of Microchip** – Product selector and ordering guides, latest Microchip press releases, listing of seminars and events, listings of Microchip sales offices, distributors and factory representatives

CUSTOMER SUPPORT

Users of Microchip products can receive assistance through several channels:

- Distributor or Representative
- Local Sales Office
- Field Application Engineer (FAE)
- Technical Support
- Development Systems Information Line

Customers should contact their distributor, representative or field application engineer (FAE) for support. Local sales offices are also available to help customers. A listing of sales offices and locations is included in the back of this document.

Technical support is available through the web site at: <http://support.microchip.com>

DOCUMENT REVISION HISTORY

Revision A (July 2009)

- Initial Release of this Document.

NOTES:

Chapter 1. Product Overview

1.1 INTRODUCTION

The MCP73213 product family is highly integrated linear charge management controllers for dual-cell Li-Ion and Li-Polymer batteries. The MCP73213 product family operates with minimum external components, which is ideal for use in space-limited and cost-effective applications. The maximum 18V rated input over voltage protection and battery short circuit protection offer designers a secondary protection in addition to the Li-Ion battery protection circuit.

This chapter provides an overview of the MCP73213 OVP Dual-Cell Li-Ion Battery Charger Evaluation Board and covers the following topics:

- “What is the MCP73213 OVP Dual-Cell Li-Ion Battery Charger Evaluation Board?”
- “What the MCP73213 OVP Dual-Cell Li-Ion Battery Charger Evaluation Board Kit Includes”

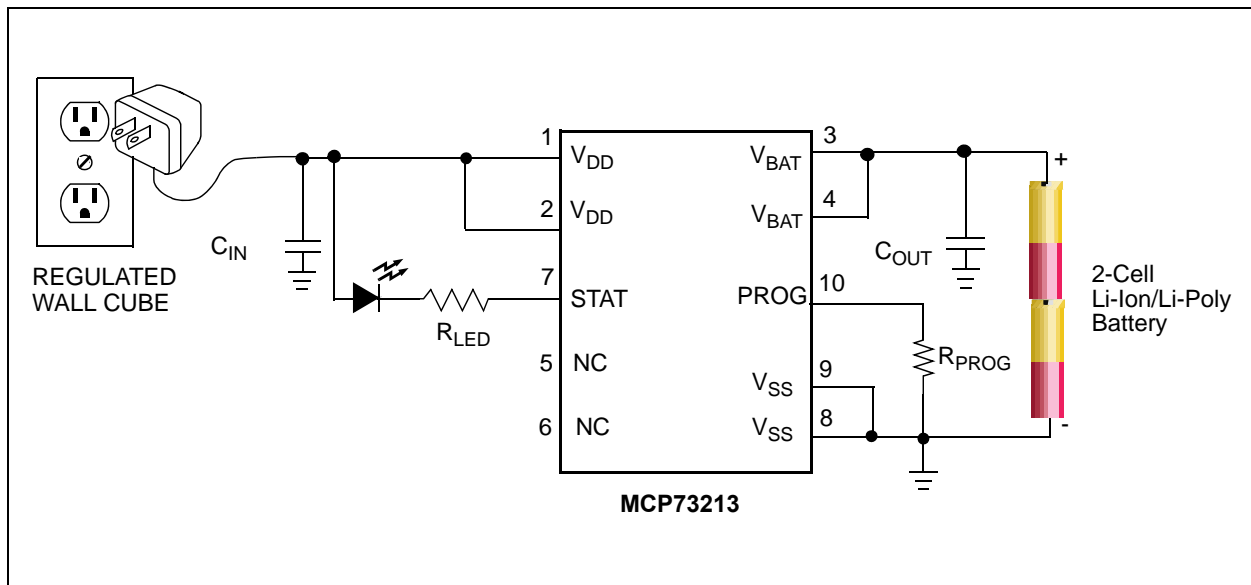


FIGURE 1-1: MCP73213 Typical Application.

1.2 WHAT IS THE MCP73213 OVP DUAL-CELL LI-ION BATTERY CHARGER EVALUATION BOARD?

The MCP73213 OVP Dual-Cell Li-Ion Battery Charger Evaluation Board demonstrates the features of Microchip's MCP73213 “**Dual-Cell Li-Ion / Li-Polymer Battery Charge Management Controller with Input Overvoltage Protection**”.

The MCP73213 OVP Dual-Cell Li-Ion Battery Charger Evaluation Board is designed with two charging currents. The default value is 500 mA and when PROG via is tied to ground, the two parallel resistors output 1000 mA charging current to a Li-Ion battery. One blue LED status output allows the user to learn if the MCP73213 is in charging state or not.

Note: Refer to Table 2-2 for Charge Status Outputs and Table 2-1 for Fast Charge Current vs. Resistor Lookup Table.

The MCP73213 OVP Dual-Cell Li-Ion Battery Charger Evaluation Board comes with an installed MCP73213 device in the 3 mm x 3 mm DFN package. The factory preset battery regulation voltage is 8.40V with 10% precondition current, 10% termination current set point, automatic recharge and 6.5V OVP threshold voltage.

The MCP73213 OVP Dual-Cell Li-Ion Battery Charger Evaluation Board is designed to observe the performance and features on the circuits via multiple test points. Circuits can also be implemented into suitable applications without additional work.

1.3 WHAT THE MCP73213 OVP DUAL-CELL LI-ION BATTERY CHARGER EVALUATION BOARD KIT INCLUDES:

This MCP73213 OVP Dual-Cell Li-Ion Battery Charger Evaluation Board kit includes:

- MCP73213 OVP Dual-Cell Li-Ion Battery Charger Evaluation Board, 102-00261
- Important Information Sheet

Chapter 2. Installation and Operation

2.1 INTRODUCTION

The MCP73213 is a highly integrated Li-Ion battery charge management controller for use in space-limited and cost-sensitive applications. The MCP73213 provides specific charge algorithms for Li-Ion / Li-Polymer batteries to achieve optimal capacity and safety in the shortest charging time possible. Along with its small physical size, the low number of external components makes the MCP73213 ideally suitable for portable applications.

The absolute maximum voltage, up to 18V, allows the use of MCP73213 in harsh environments, such as low cost ac-dc adapter.

The MCP73213 employs a constant current / constant voltage charge algorithm. The various charging voltage regulations provide design engineers flexibility to use in different applications. The fast charge, constant current value is set with one external resistor from 130 mA to 1100 mA. The MCP73213 limits the charge current based on die temperature during high power or high ambient conditions. This thermal regulation optimizes the charge cycle time while maintaining device reliability.

The PROG pin of the MCP73213 also serves as enable pin. When high impedance is applied, the MCP73213 will be in standby mode.

Typical applications for the reference design are Digital Camcorders, Portable Media Players, Handheld Medical devices, Portable Communicators, Ultra Mobile Computers and Netbook computers.

2.2 FEATURES

The MCP73213 OVP Dual-Cell Li-Ion Battery Charger Evaluation Board has the following features:

- 13V Input Overvoltage Protection
- 10% Preconditioning of deeply depleted cells.
- 32-Minute Preconditioning Timer
- 6-Hour Safety Timer
- 10% Automatic Charge Termination
- 500 mA and 1000 mA Preset Fast Charge Current
- Automatic Recharge
- Thermal Regulation
- One Blue LED indicates charge status
- Small DFN packages with Exposed Pad as additional heat sink

2.3 GETTING STARTED

The MCP73213 OVP Dual-Cell Li-Ion Battery Charger Evaluation Board is fully assembled and tested for charging a single-cell Li-Ion or Li-Polymer battery.

2.3.1 Power Input and Output Connection

2.3.1.1 POWERING THE MCP73213 OVP DUAL-CELL LI-ION BATTERY CHARGER EVALUATION BOARD

1. Connect the positive battery terminal to V_{BAT+} and negative battery terminal to V_{BAT-} .
2. Connect the 9V DC power supply Negative Terminal to V_{SS} .
3. Connect the 9V DC power supply Positive Terminal to V_{DD} .
4. It should initiate the battery charging cycle when the power source is present and V_{BAT} is below recharge threshold. For example, When V_{REG} is 8.4V, V_{BAT} needs to be lower than 7.98V to initiate the charge cycle.

Note: The Li-Ion battery pack can be replaced with test circuit or electronic load that can sink current with DC power supply. Refer to Figure 2-3.

5. The charging status table is available on Table 2-2.
6. The fast charge current is preset at 500 mA and can be increased to 1A by connecting PROG via to ground.

Note: Fast Charge Current can be programmed with various resistors based on Figure 2-2 and Table 2-1.

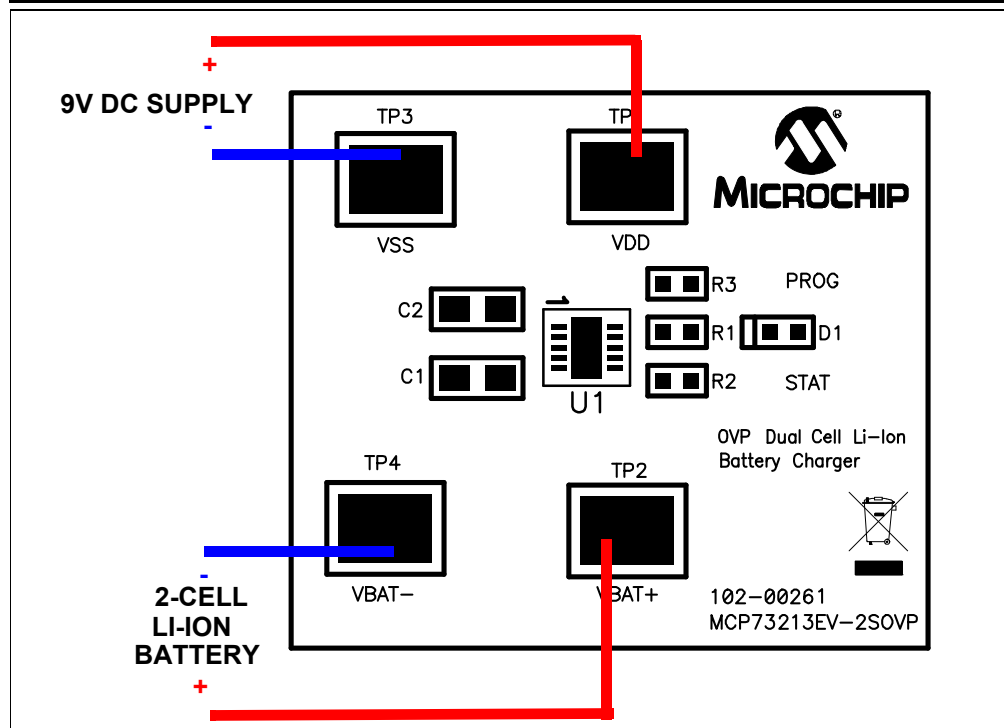


FIGURE 2-1: Board Top Assembly.

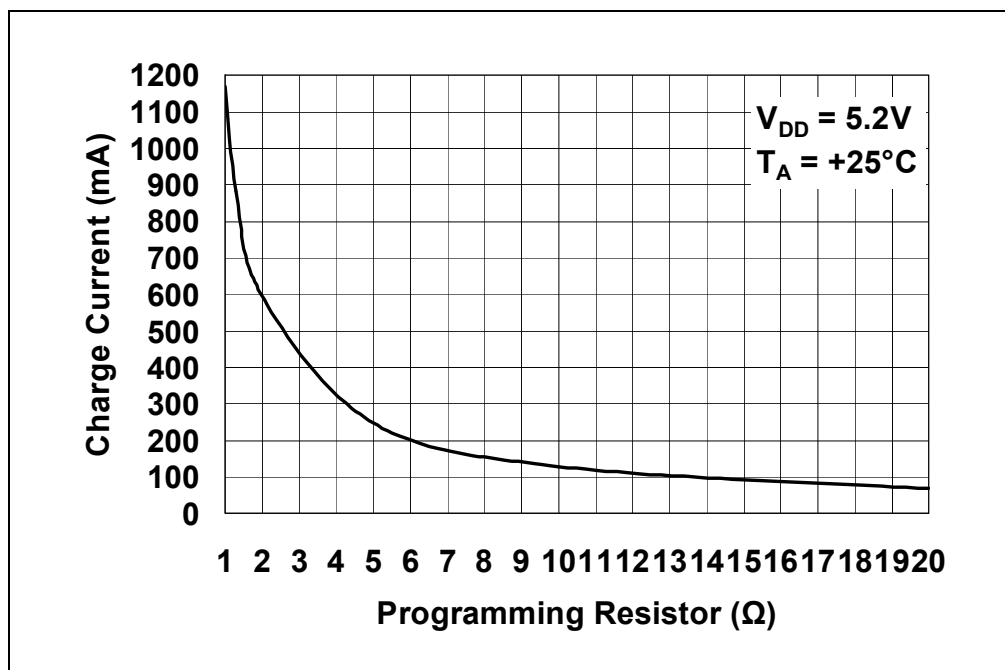


FIGURE 2-2: MCP73213 Charge Current (I_{OUT}) vs. Programming Resistor (R_{PROG}).

TABLE 2-1: MCP73213 RESISTOR LOOKUP TABLE

Charge Current (mA)	Recommended E96 Resistor (Ω)	Recommended E24 Resistor (Ω)
130	10k	10k
150	8.45k	8.20k
200	6.20k	6.20k
250	4.99k	5.10k
300	4.02k	3.90k
350	3.40k	3.30k
400	3.00k	3.00k
450	2.61k	2.70k
500	2.32k	2.37k
550	2.10k	2.20k
600	1.91k	2.00k
650	1.78k	1.80k
700	1.62k	1.60k
750	1.50k	1.50k
800	1.40k	1.50k
850	1.33k	1.30k
900	1.24k	1.20k
950	1.18k	1.20k
1000	1.10k	1.10k
1100	1.00k	1.00k

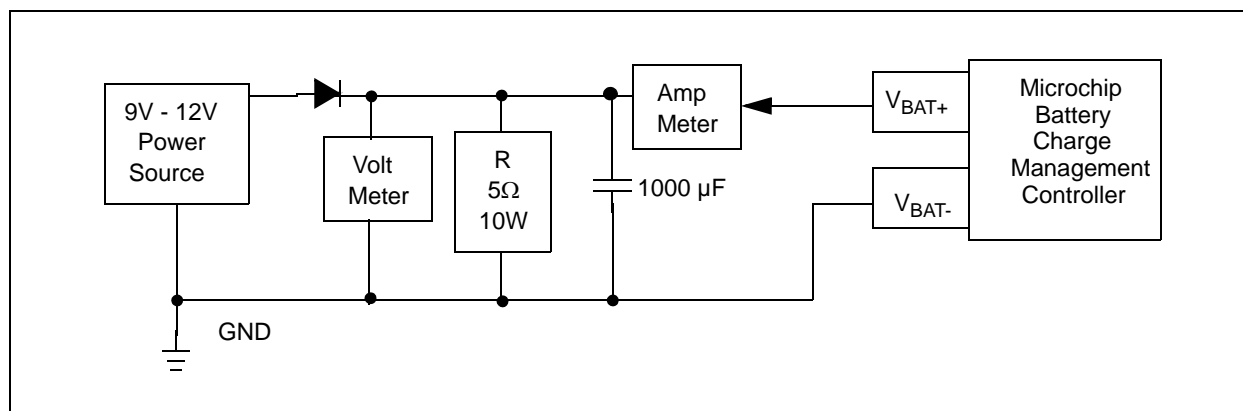


FIGURE 2-3: Simulated Battery Load.

TABLE 2-2: MCP73213 CHARGE STATUS OUTPUTS

CHARGE CYCLE STATE	STAT
Shutdown	Hi-Z
Standby	Hi-Z
Preconditioning	L
Constant Current Fast Charge	L
Constant Voltage	L
Charge Complete - Standby	Hi-Z
Temperature Fault	1.6 second 50% D.C. Flashing (Type 1) Hi-Z (Type 2)
Timer Fault	1.6 second 50% D.C. Flashing (Type 1) Hi-Z (Type 2)
Preconditioning Timer Fault	1.6 second 50% D.C. Flashing (Type 1) Hi-Z (Type 2)



MCP73213 OVP DUAL-CELL LI-ION BATTERY CHARGER EVALUATION BOARD USER'S GUIDE

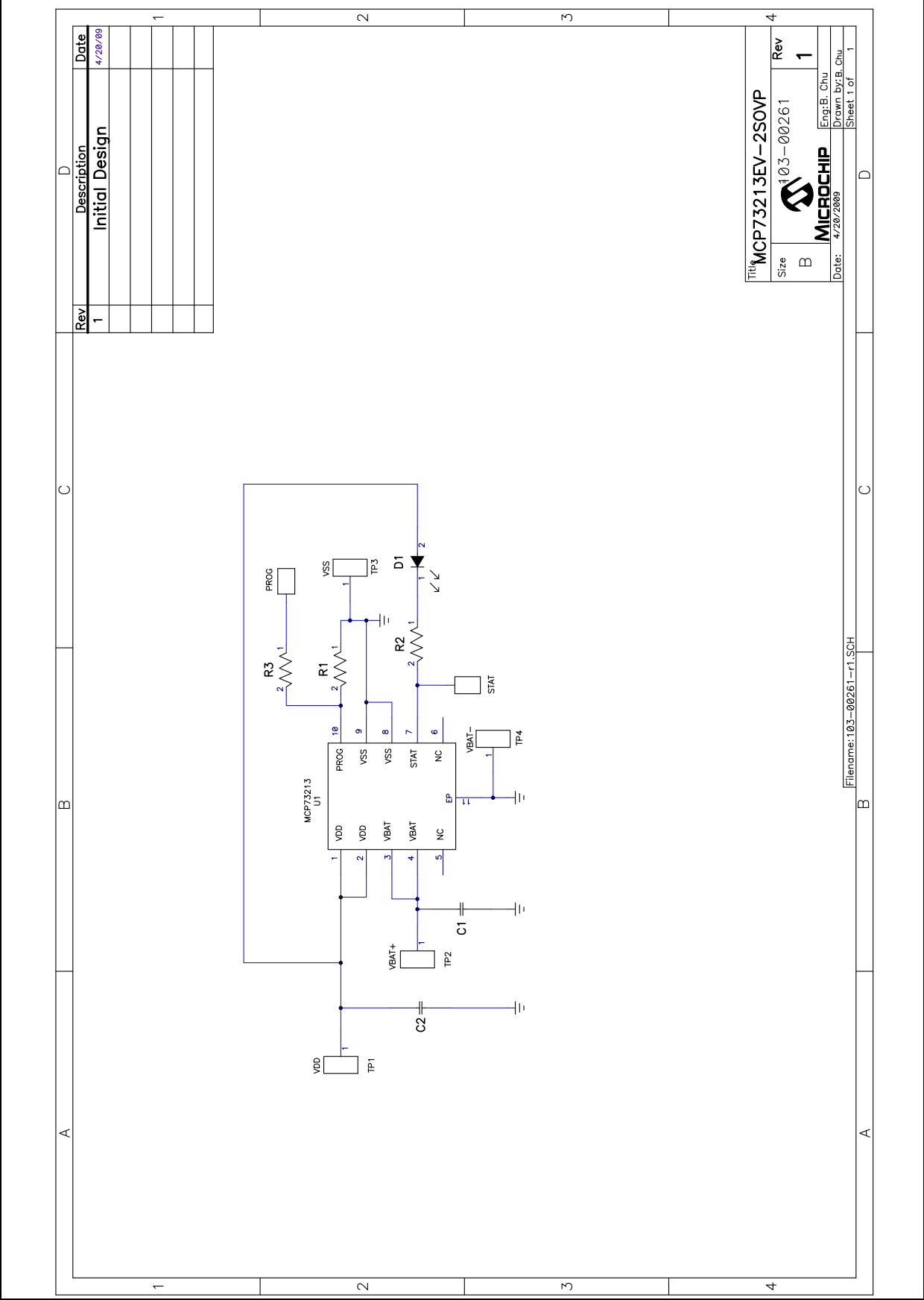
Appendix A. Schematic and Layouts

A.1 INTRODUCTION

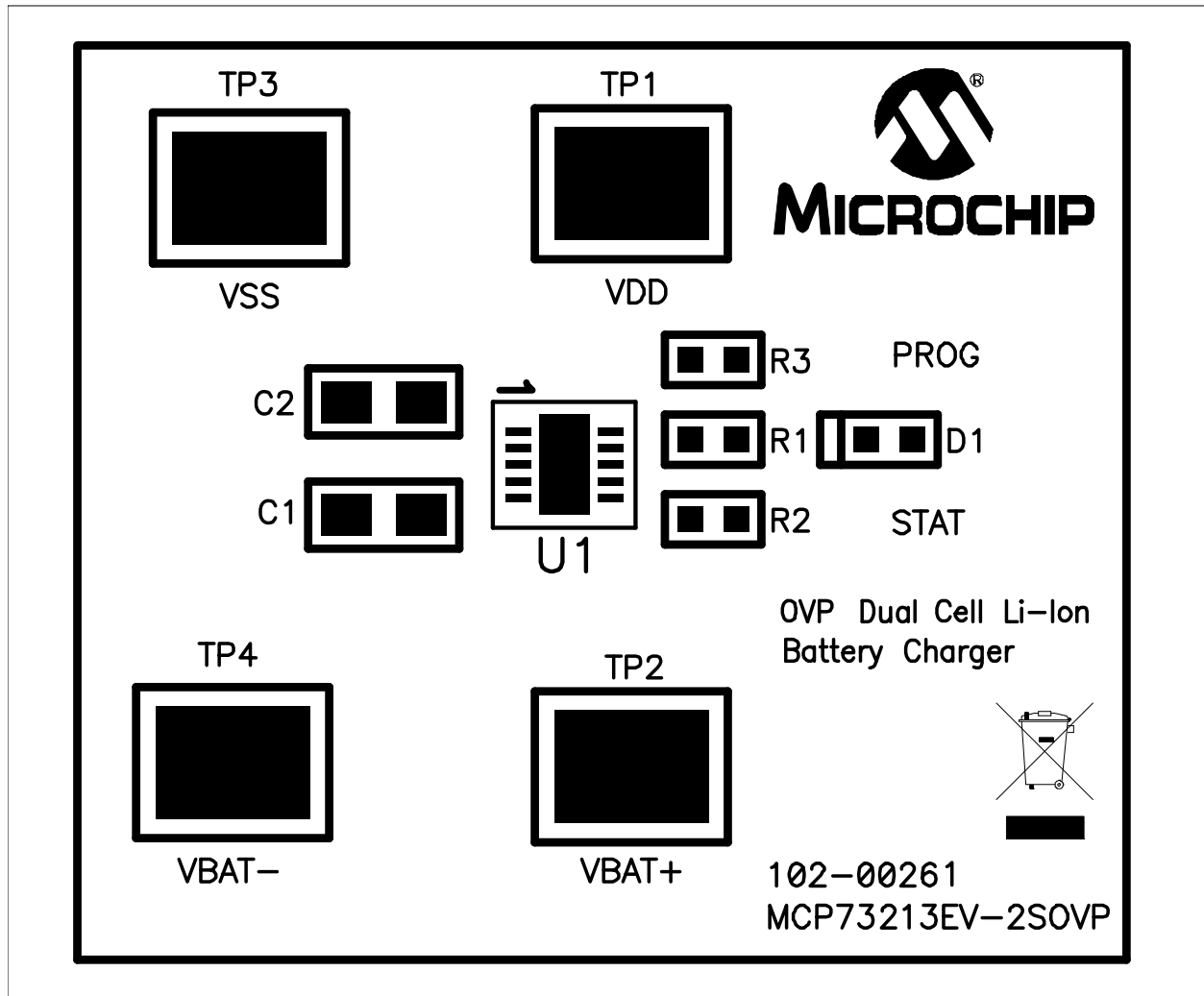
This appendix contains the following schematics and layouts for the MCP73213 OVP Dual-Cell Li-Ion Battery Charger Evaluation Board:

- Board – Schematic
- Board – Top Layer
- Board – Top Metal Layer
- Board – Bottom Layer

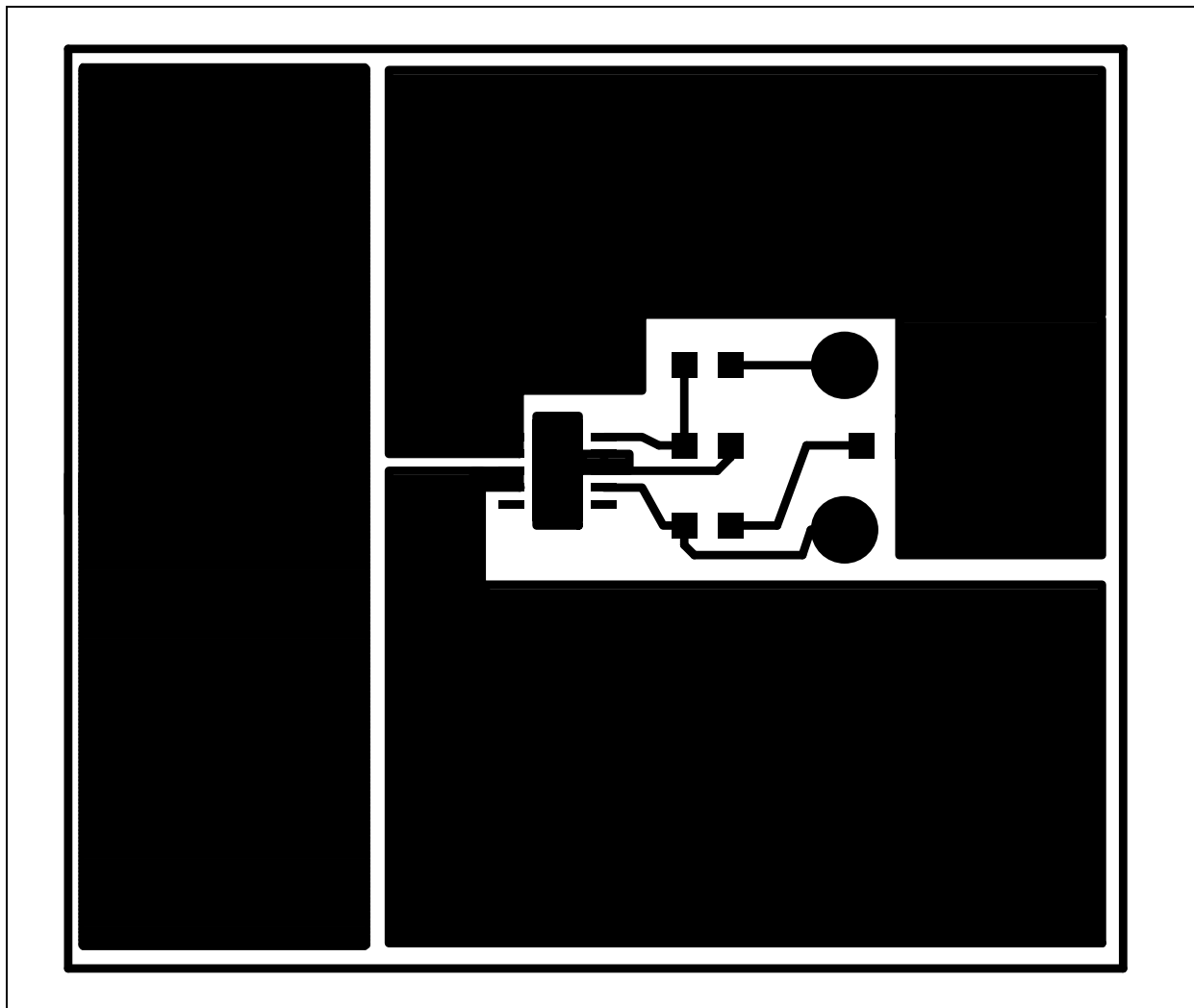
A.2 BOARD – SCHEMATIC



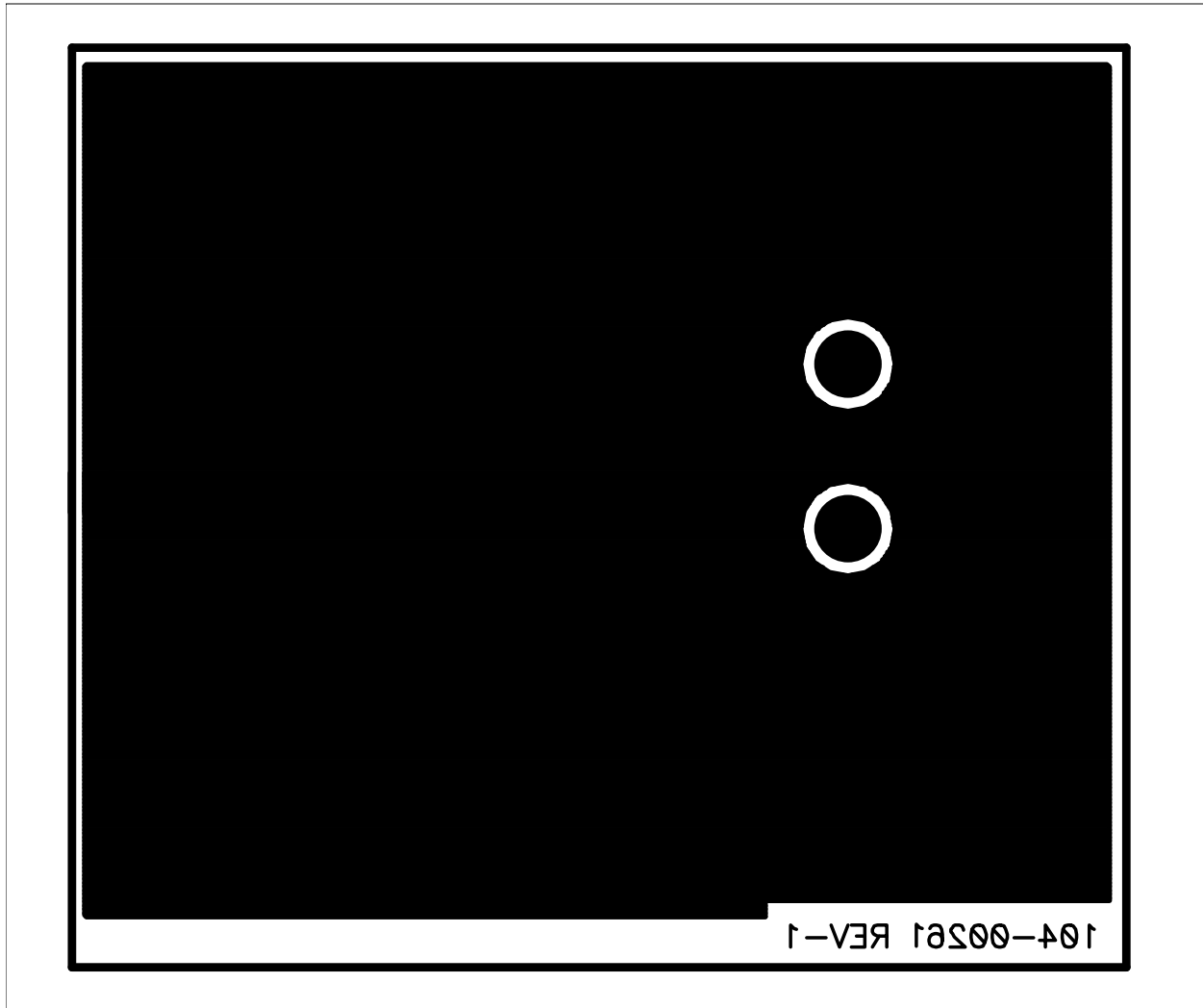
A.3 BOARD – TOP LAYER



A.4 BOARD – TOP METAL LAYER



A.5 BOARD – BOTTOM LAYER



NOTES:



MCP73213 OVP DUAL-CELL LI-ION BATTERY CHARGER EVALUATION BOARD USER'S GUIDE

Appendix B. Bill Of Materials (BOM)

TABLE B-1: BILL OF MATERIALS

Qty	Reference	Description	Manufacturer	Part Number
4	Bump	BUMPON HEMISPHERE .44X.20 WHITE	3M	SJ5003-9-ND
2	C1, C2	CAP CERAMIC 4.7 μ F 25V X5R 1206	TDK	C2012X5R1E475M
1	D1	Blue Water Clear 0603 SMD LED	Para Light USA	L-C191LBCT-U1
1	PCB	RoHS Compliant Bare PCB, MCP73213 Evaluation Board	Microchip Technology Inc.	104-00261
2	R1, R3	RES 2.37K OHM 1/10W 1% 0603 SMD	Panasonic® - ECG	ERJ-3EKF2371V
1	R2	RES 1K OHM 1/10W 1% 0603 SMD	Panasonic - ECG	ERJ-3EKF1001V
4	TP1, TP2, TP3, TP4	PC Test Point Compact SMT	Keystone Electronics®	5016
1	U1	Dual-Cell Li-Ion/Li-Poly Battery Charger with OVP	Microchip Technology Inc.	MCP73213-A6S/MF

Note 1: The components listed in this Bill of Materials are representative of the PCB assembly. The released BOM used in manufacturing uses all RoHS-compliant components.



WORLDWIDE SALES AND SERVICE

AMERICAS

Corporate Office

2355 West Chandler Blvd.
Chandler, AZ 85224-6199
Tel: 480-792-7200
Fax: 480-792-7277
Technical Support:
<http://support.microchip.com>
Web Address:
www.microchip.com

Atlanta

Duluth, GA
Tel: 678-957-9614
Fax: 678-957-1455

Boston

Westborough, MA
Tel: 774-760-0087
Fax: 774-760-0088

Chicago

Itasca, IL
Tel: 630-285-0071
Fax: 630-285-0075

Cleveland

Independence, OH
Tel: 216-447-0464
Fax: 216-447-0643

Dallas

Addison, TX
Tel: 972-818-7423
Fax: 972-818-2924

Detroit

Farmington Hills, MI
Tel: 248-538-2250
Fax: 248-538-2260

Kokomo

Kokomo, IN
Tel: 765-864-8360
Fax: 765-864-8387

Los Angeles

Mission Viejo, CA
Tel: 949-462-9523
Fax: 949-462-9608

Santa Clara

Santa Clara, CA
Tel: 408-961-6444
Fax: 408-961-6445

Toronto

Mississauga, Ontario,
Canada
Tel: 905-673-0699
Fax: 905-673-6509

ASIA/PACIFIC

Asia Pacific Office

Suites 3707-14, 37th Floor
Tower 6, The Gateway
Harbour City, Kowloon
Hong Kong
Tel: 852-2401-1200
Fax: 852-2401-3431

Australia - Sydney

Tel: 61-2-9868-6733
Fax: 61-2-9868-6755

China - Beijing

Tel: 86-10-8528-2100
Fax: 86-10-8528-2104

China - Chengdu

Tel: 86-28-8665-5511
Fax: 86-28-8665-7889

China - Hong Kong SAR

Tel: 852-2401-1200
Fax: 852-2401-3431

China - Nanjing

Tel: 86-25-8473-2460
Fax: 86-25-8473-2470

China - Qingdao

Tel: 86-532-8502-7355
Fax: 86-532-8502-7205

China - Shanghai

Tel: 86-21-5407-5533
Fax: 86-21-5407-5066

China - Shenyang

Tel: 86-24-2334-2829
Fax: 86-24-2334-2393

China - Shenzhen

Tel: 86-755-8203-2660
Fax: 86-755-8203-1760

China - Wuhan

Tel: 86-27-5980-5300
Fax: 86-27-5980-5118

China - Xiamen

Tel: 86-592-2388138
Fax: 86-592-2388130

China - Xian

Tel: 86-29-8833-7252
Fax: 86-29-8833-7256

China - Zhuhai

Tel: 86-756-3210040
Fax: 86-756-3210049

ASIA/PACIFIC

India - Bangalore

Tel: 91-80-3090-4444
Fax: 91-80-3090-4080

India - New Delhi

Tel: 91-11-4160-8631
Fax: 91-11-4160-8632

India - Pune

Tel: 91-20-2566-1512
Fax: 91-20-2566-1513

Japan - Yokohama

Tel: 81-45-471- 6166
Fax: 81-45-471-6122

Korea - Daegu

Tel: 82-53-744-4301
Fax: 82-53-744-4302

Korea - Seoul

Tel: 82-2-554-7200
Fax: 82-2-558-5932 or
82-2-558-5934

Malaysia - Kuala Lumpur

Tel: 60-3-6201-9857
Fax: 60-3-6201-9859

Malaysia - Penang

Tel: 60-4-227-8870
Fax: 60-4-227-4068

Philippines - Manila

Tel: 63-2-634-9065
Fax: 63-2-634-9069

Singapore

Tel: 65-6334-8870
Fax: 65-6334-8850

Taiwan - Hsin Chu

Tel: 886-3-6578-300
Fax: 886-3-6578-370

Taiwan - Kaohsiung

Tel: 886-7-536-4818
Fax: 886-7-536-4803

Taiwan - Taipei

Tel: 886-2-2500-6610
Fax: 886-2-2508-0102

Thailand - Bangkok

Tel: 66-2-694-1351
Fax: 66-2-694-1350

EUROPE

Austria - Wels

Tel: 43-7242-2244-39
Fax: 43-7242-2244-393

Denmark - Copenhagen

Tel: 45-4450-2828
Fax: 45-4485-2829

France - Paris

Tel: 33-1-69-53-63-20
Fax: 33-1-69-30-90-79

Germany - Munich

Tel: 49-89-627-144-0
Fax: 49-89-627-144-44

Italy - Milan

Tel: 39-0331-742611
Fax: 39-0331-466781

Netherlands - Drunen

Tel: 31-416-690399
Fax: 31-416-690340

Spain - Madrid

Tel: 34-91-708-08-90
Fax: 34-91-708-08-91

UK - Wokingham

Tel: 44-118-921-5869
Fax: 44-118-921-5820

03/26/09

AMEYA360

Components Supply Platform

Authorized Distribution Brand :



Website :

Welcome to visit www.ameya360.com

Contact Us :

➤ Address :

401 Building No.5, JiuGe Business Center, Lane 2301, Yishan Rd
Minhang District, Shanghai , China

➤ Sales :

Direct +86 (21) 6401-6692
Email amall@ameya360.com
QQ 800077892
Skype ameyasales1 ameyasales2

➤ Customer Service :

Email service@ameya360.com

➤ Partnership :

Tel +86 (21) 64016692-8333
Email mkt@ameya360.com