

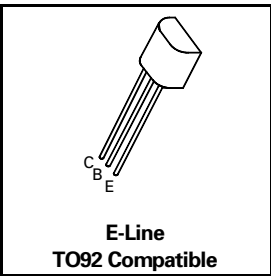
PNP SILICON PLANAR MEDIUM POWER TRANSISTORS

**ZTX752
ZTX753**

ISSUE 2 – JULY 94

FEATURES

- * 100 Volt V_{CE0}
- * 2 Amp continuous current
- * Low saturation voltage
- * $P_{tot}=1$ Watt



ABSOLUTE MAXIMUM RATINGS.

PARAMETER	SYMBOL	ZTX752	ZTX753	UNIT
Collector-Base Voltage	V_{CBO}	-100	-120	V
Collector-Emitter Voltage	V_{CEO}	-80	-100	V
Emitter-Base Voltage	V_{EBO}	-5		V
Peak Pulse Current	I_{CM}	-6		A
Continuous Collector Current	I_C	-2		A
Power Dissipation at $T_{amb}=25^\circ\text{C}$ derate above 25°C	P_{tot}	1 5.7		W mW/ $^\circ\text{C}$
Operating and Storage Temperature Range	$T_j; T_{stg}$	-55 to +200		$^\circ\text{C}$

ELECTRICAL CHARACTERISTICS (at $T_{amb} = 25^\circ\text{C}$ unless otherwise stated).

PARAMETER	SYMBOL	ZTX752			ZTX753			UNIT	CONDITIONS.
		MIN.	TYP.	MAX.	MIN.	TYP.	MAX.		
Collector-Base Breakdown Voltage	$V_{(BR)CBO}$	-100			-120			V	$I_C=-100\mu\text{A}$
Collector-Emitter Breakdown Voltage	$V_{(BR)CEO}$	-80			-100			V	$I_C=-10\text{mA}^*$
Emitter-Base Breakdown Voltage	$V_{(BR)EBO}$	-5			-5			V	$I_E=-100\mu\text{A}$
Collector Cut-Off Current	I_{CBO}			-0.1 -10			-0.1 -10	μA μA μA μA	$V_{CB}=-80\text{V}$ $V_{CB}=-100\text{V}$ $V_{CB}=-80\text{V}, T_{amb}=100^\circ\text{C}$ $V_{CB}=-100\text{V}, T_{amb}=100^\circ\text{C}$
Emitter Cut-Off Current	I_{EBO}			-0.1			-0.1	μA	$V_{EB}=-4\text{V}$
Collector-Emitter Saturation Voltage	$V_{CE(sat)}$		-0.17 -0.30	-0.3 -0.5		-0.17 -0.30	-0.3 -0.5	V V	$I_C=-1\text{A}, I_B=-100\text{mA}^*$ $I_C=-2\text{A}, I_B=-200\text{mA}^*$
Base-Emitter Saturation Voltage	$V_{BE(sat)}$		-0.9	-1.25		-0.9	-1.25	V	$I_C=-1\text{A}, I_B=-100\text{mA}^*$
Base-Emitter Turn-On Voltage	$V_{BE(on)}$		-0.8	-1		-0.8	-1	V	$I_C=-1\text{A}, V_{CE}=-2\text{V}^*$

ZTX752 ZTX753

ELECTRICAL CHARACTERISTICS (at $T_{amb} = 25^{\circ}\text{C}$).

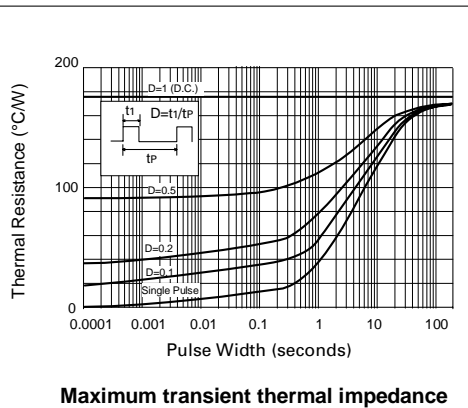
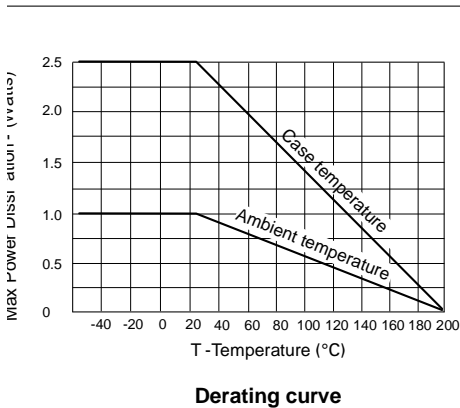
PARAMETER	SYMBOL	ZTX752			ZTX753			UNIT	CONDITIONS.
		MIN.	TYP.	MAX.	MIN.	TYP.	MAX.		
Transition Frequency	f_T	100	140		100	140		MHz	$I_C = -100\text{mA}$, $V_{CE} = -5\text{V}$ $f = 100\text{MHz}$
Switching Times	t_{on}		40			40		ns	$I_C = -500\text{mA}$, $V_{CC} = -10\text{V}$ $I_{B1} = I_{B2} = -50\text{mA}$
	t_{off}		600			600		ns	
Output Capacitance	C_{obo}			30			30	pF	$V_{CB} = 10\text{V}$ $f = 1\text{MHz}$

*Measured under pulsed conditions. Pulse width=300 μs . Duty cycle $\leq 2\%$

THERMAL CHARACTERISTICS

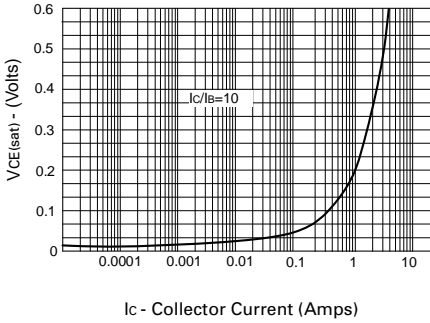
PARAMETER	SYMBOL	MAX.	UNIT
Thermal Resistance: Junction to Ambient ₁	$R_{th(j-amb)1}$	175	$^{\circ}\text{C/W}$
Junction to Ambient ₂	$R_{th(j-amb)2} \dagger$	116	$^{\circ}\text{C/W}$
Junction to Case	$R_{th(j-case)}$	70	$^{\circ}\text{C/W}$

\dagger Device mounted on P.C.B. with copper equal to 1 sq. Inch minimum.

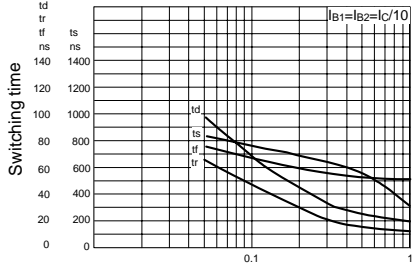


ZTX752 ZTX753

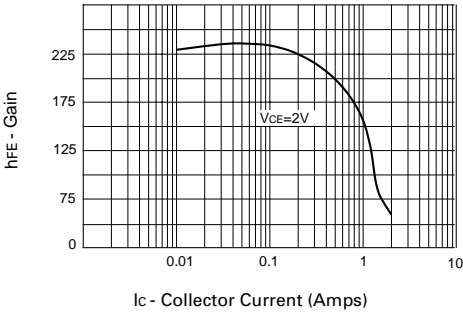
TYPICAL CHARACTERISTICS



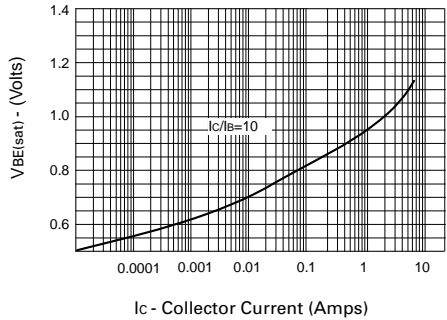
$V_{CE(sat)}$ v I_C



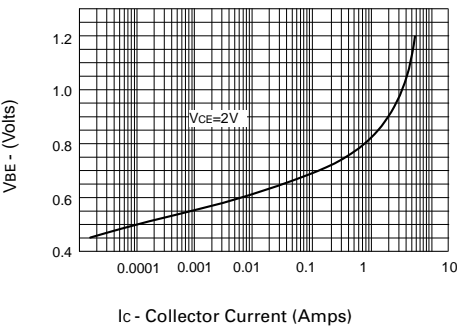
Switching Speeds



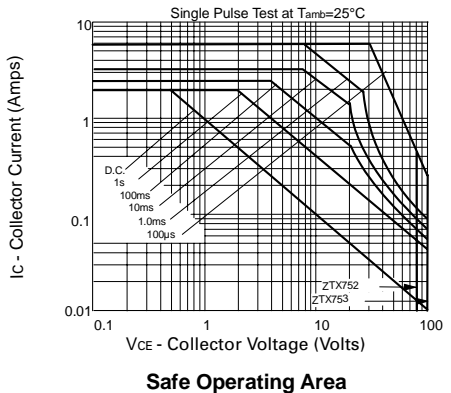
h_{FE} v I_C



$V_{BE(sat)}$ v I_C



$V_{BE(on)}$ v I_C



Safe Operating Area

AMEYA360

Components Supply Platform

Authorized Distribution Brand :



Website :

Welcome to visit www.ameya360.com

Contact Us :

➤ Address :

401 Building No.5, JiuGe Business Center, Lane 2301, Yishan Rd
Minhang District, Shanghai , China

➤ Sales :

Direct +86 (21) 6401-6692

Email amall@ameya360.com

QQ 800077892

Skype [ameyasales1](#) [ameyasales2](#)

➤ Customer Service :

Email service@ameya360.com

➤ Partnership :

Tel +86 (21) 64016692-8333

Email mkt@ameya360.com