


# KSC2334

KSC2334

## High Speed Switching Industrial Use

- Complement to KSA1010



## NPN Epitaxial Silicon Transistor

1.Base 2.Collector 3.Emitter

### Absolute Maximum Ratings $T_C=25^\circ\text{C}$ unless otherwise noted

Symbol	Parameter	Value	Units
$V_{CBO}$	Collector-Base Voltage	150	V
$V_{CEO}$	Collector-Emitter Voltage	100	V
$V_{EBO}$	Emitter-Base Voltage	7	V
$I_C$	Collector Current (DC)	7	A
$I_{CP}$	*Collector Current (Pulse)	15	A
$I_B$	Base Current (DC)	3.5	A
$P_C$	Collector Dissipation ( $T_C=25^\circ\text{C}$ )	40	W
	Collector Dissipation ( $T_A=25^\circ\text{C}$ )	1.5	W
$T_J$	Junction Temperature	150	$^\circ\text{C}$
$T_{STG}$	Storage Temperature	- 55 ~ 150	$^\circ\text{C}$

\*  $PW \leq 300\mu\text{s}$ , Duty Cycles  $\leq 10\%$

### Electrical Characteristics $T_C=25^\circ\text{C}$ unless otherwise noted

Symbol	Parameter	Test Condition	Min.	Max.	Units
$V_{CEO(sus)}$	Collector-Emitter Sustaining Voltage	$I_C = 5A, I_{B1} = 0.5A, L = 1\text{mH}$	100		V
$V_{CEX(sus)1}$	Collector-Emitter Sustaining Voltage	$I_C = 5A, I_{B1} = -I_{B2} = 0.5A$ $V_{BE(off)} = -5V, L = 180\mu\text{H}$ , Clamped	100		V
$V_{CEX(sus)2}$	Collector-Emitter Sustaining Voltage	$I_C = 10A, I_{B1} = 1A, I_{B2} = -0.5A$ , $V_{BE(off)} = -5V, L = 180\mu\text{H}$ , Clamped	100		V
$I_{CBO}$	Collector Cut-off Current	$V_{CB} = 100, I_E = 0$		10	$\mu\text{A}$
$I_{CER}$	Collector Cut-off Current	$V_{CE} = 100V, R_{BE} = 51\Omega @ T_C = 125^\circ\text{C}$		1	mA
$I_{CEX1}$ $I_{CEX2}$	Collector Cut-off Current	$V_{CE} = 100V, V_{BE(off)} = -1.5V$ $V_{CE} = 100V, V_{BE(off)} = -1.5V$ @ $T_C = 125^\circ\text{C}$		10	$\mu\text{A}$
				1	mA
$I_{EBO}$	Emitter Cut-off Current	$V_{EB} = 5V, I_C = 0$		10	$\mu\text{A}$
$h_{FE1}$	* DC Current Gain	$V_{CE} = 5V, I_C = 0.5A$	40		
$h_{FE2}$		$V_{CE} = 5V, I_C = 3A$	40	240	
$h_{FE3}$		$V_{CE} = 5V, I_C = 5A$	20		
$V_{CE(sat)}$	* Collector-Emitter Saturation Voltage	$I_C = 5A, I_B = 0.5A$		0.6	V
$V_{BE(sat)}$	* Base-Emitter Saturation Voltage	$I_C = 5A, I_B = 0.5A$		1.5	V
$t_{ON}$	Turn On Time	$V_{CC} = 50V, I_C = 5A$ $I_{B1} = -I_{B2} = 0.5A$ $R_L = 10\Omega$		0.5	$\mu\text{s}$
$t_{STG}$	Storage Time			0.5	$\mu\text{s}$
$t_F$	Fall Time			1.5	$\mu\text{s}$

\* Pulse Test:  $PW \leq 350\mu\text{s}$ , Duty Cycles  $\leq 2\%$  Pulsed

### $h_{FE}$ Classification

Classification	R	O	Y
$h_{FE2}$	40 ~ 80	70 ~ 140	120 ~ 240

# Typical Characteristics

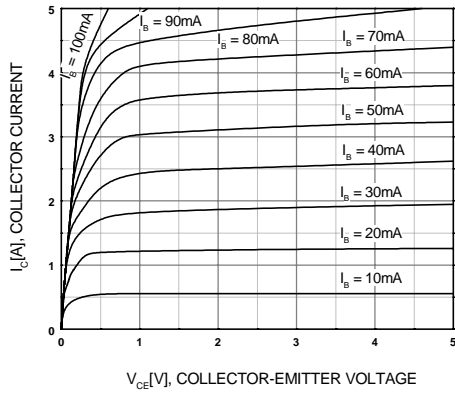


Figure 1. Static Characteristic

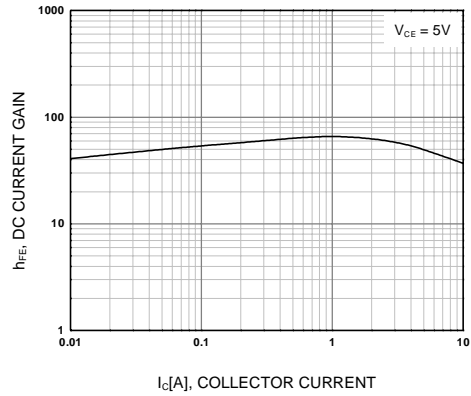


Figure 2. DC current Gain

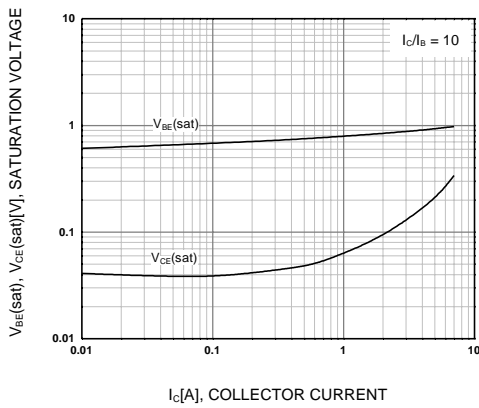


Figure 3. Base-Emitter Saturation Voltage  
Collector-Emitter Saturation Voltage

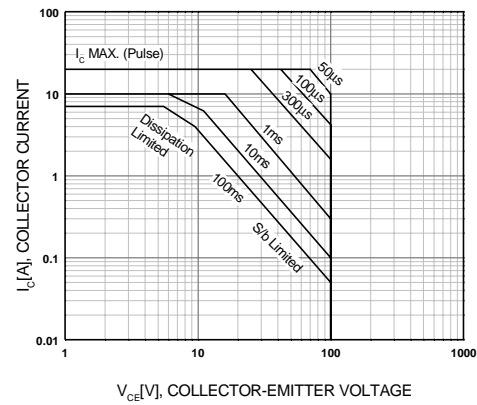


Figure 4. Safe Operating Area

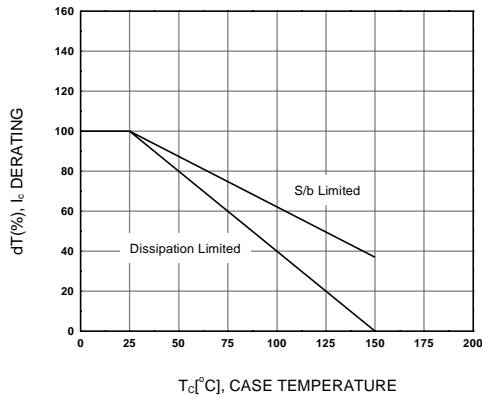


Figure 5. Derating Curve of Safe Operating Areas

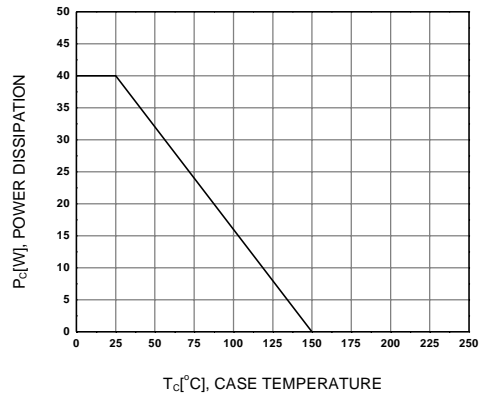
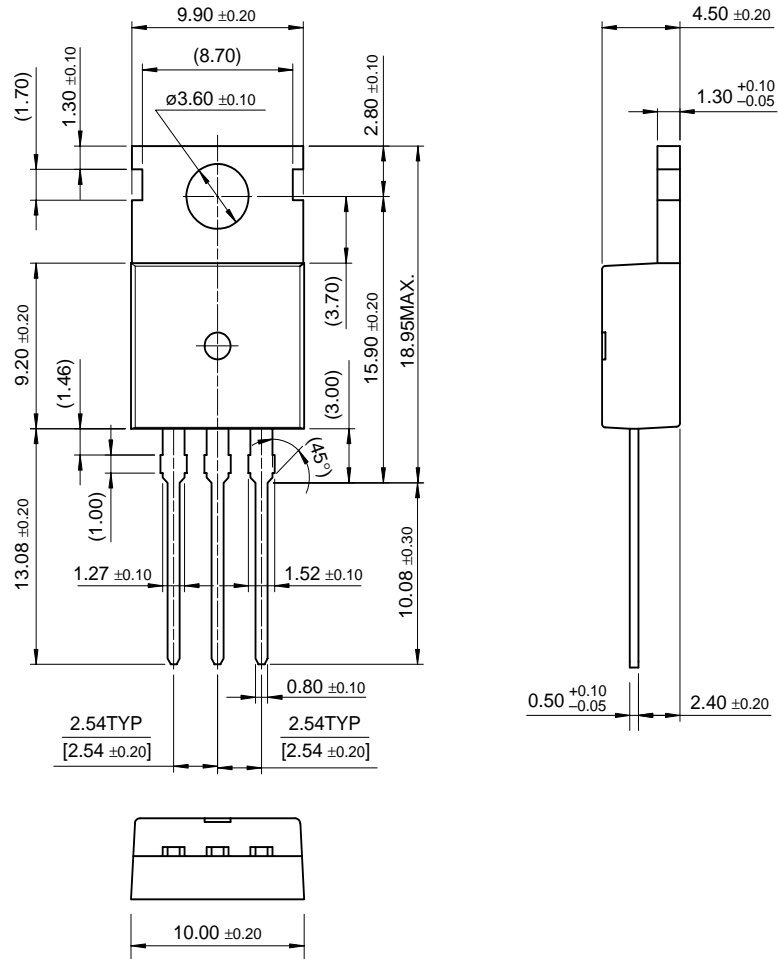


Figure 6. Power Derating

# Package Dimensions

KSC2334

## TO-220



Dimensions in Millimeters

## TRADEMARKS

The following are registered and unregistered trademarks Fairchild Semiconductor owns or is authorized to use and is not intended to be an exhaustive list of all such trademarks.

ACEx™	FAST®	OPTOPLANAR™	STAR*POWER™
Bottomless™	FASTr™	PACMAN™	Stealth™
CoolFET™	FRFET™	POP™	SuperSOT™-3
CROSSVOLT™	GlobalOptoisolator™	Power247™	SuperSOT™-6
DenseTrench™	GTO™	PowerTrench®	SuperSOT™-8
DOMET™	HiSeC™	QFET™	SyncFET™
EcoSPARK™	ISOPLANAR™	QS™	TruTranslation™
E <sup>2</sup> CMOS™	LittleFET™	QT Optoelectronics™	TinyLogic™
EnSigna™	MicroFET™	Quiet Series™	UHC™
FACT™	MICROWIRE™	SLIENT SWITCHER®	UltraFET®
FACT Quiet Series™	OPTOLOGIC™	SMART START™	VCX™

STAR\*POWER is used under license

## DISCLAIMER

FAIRCHILD SEMICONDUCTOR RESERVES THE RIGHT TO MAKE CHANGES WITHOUT FURTHER NOTICE TO ANY PRODUCTS HEREIN TO IMPROVE RELIABILITY, FUNCTION OR DESIGN. FAIRCHILD DOES NOT ASSUME ANY LIABILITY ARISING OUT OF THE APPLICATION OR USE OF ANY PRODUCT OR CIRCUIT DESCRIBED HEREIN; NEITHER DOES IT CONVEY ANY LICENSE UNDER ITS PATENT RIGHTS, NOR THE RIGHTS OF OTHERS.

## LIFE SUPPORT POLICY

FAIRCHILD'S PRODUCTS ARE NOT AUTHORIZED FOR USE AS CRITICAL COMPONENTS IN LIFE SUPPORT DEVICES OR SYSTEMS WITHOUT THE EXPRESS WRITTEN APPROVAL OF FAIRCHILD SEMICONDUCTOR CORPORATION.

As used herein:

1. Life support devices or systems are devices or systems which, (a) are intended for surgical implant into the body, or (b) support or sustain life, or (c) whose failure to perform when properly used in accordance with instructions for use provided in the labeling, can be reasonably expected to result in significant injury to the user.
2. A critical component is any component of a life support device or system whose failure to perform can be reasonably expected to cause the failure of the life support device or system, or to affect its safety or effectiveness.

## PRODUCT STATUS DEFINITIONS

### Definition of Terms

Datasheet Identification	Product Status	Definition
Advance Information	Formative or In Design	This datasheet contains the design specifications for product development. Specifications may change in any manner without notice.
Preliminary	First Production	This datasheet contains preliminary data, and supplementary data will be published at a later date. Fairchild Semiconductor reserves the right to make changes at any time without notice in order to improve design.
No Identification Needed	Full Production	This datasheet contains final specifications. Fairchild Semiconductor reserves the right to make changes at any time without notice in order to improve design.
Obsolete	Not In Production	This datasheet contains specifications on a product that has been discontinued by Fairchild semiconductor. The datasheet is printed for reference information only.

# AMEYA360

## Components Supply Platform

Authorized Distribution Brand :



Website :

Welcome to visit [www.ameya360.com](http://www.ameya360.com)

Contact Us :

➤ Address :

401 Building No.5, JiuGe Business Center, Lane 2301, Yishan Rd  
Minhang District, Shanghai , China

➤ Sales :

Direct +86 (21) 6401-6692

Email [amall@ameya360.com](mailto:amall@ameya360.com)

QQ 800077892

Skype [ameyasales1](#) [ameyasales2](#)

➤ Customer Service :

Email [service@ameya360.com](mailto:service@ameya360.com)

➤ Partnership :

Tel +86 (21) 64016692-8333

Email [mkt@ameya360.com](mailto:mkt@ameya360.com)