



Wiremold

## ALA4800 Series Isoduct™ Aluminum Raceway

### Architectural Twin Cover Raceway

Available Factory Prewired.





**Wiremold** ALA4800 Series Aluminum Raceway meets the demands of commercial spaces, providing a handsome and effective method of consolidating power and communications cabling. In laboratories, healthcare facilities and upscale office locations, the two-channel, dual-cover aluminum raceway directs power and communication cabling services where required and provides access to one channel at a time.


An ALA4800 Series Raceway installation in a laboratory is both functional and aesthetically pleasing.



#### FEATURES & BENEFITS

- **Two-Channel, Dual-Cover, 2 1/4" [57mm] deep aluminum raceway.** Accommodates high density communication cabling for networks and phone systems.
- **Snap fit cover.** Provides maximum flexibility for adding or relocating circuits, data openings or electrical devices. Side removal slots limit visibility of any accidental marring during cover removal. Shares cover plates with ALA3800 Series Raceway.
- **Durable, architectural clear anodized finish.** Wipes clean and resists corrosion. Custom colors available upon request. Consult factory for more information.
- **Accommodates standard electrical wiring devices.** Accommodates most installations including single outlets, duplex outlets, NEMA-Locking outlets, GFCI outlets, and Pass & Seymour surge protected outlets.
- **Electrical device identification with self-adhesive polyester labels or optional engraving.** No guesswork or time consuming tracing of circuits. Speeds circuit additions and renovations. (See Device and Raceway Labeling Options)
- **Mitered standard fittings.** Provides a complete installation.
- **Increased productivity for the contractor.** Jobs can be packaged by area, floor, or building and shipped per job site requirements.
- **UL5 and ADA Compliant.** Raceway and fittings meet UL5 specifications and can be installed in conformance with ADA requirements.
- **Prewired connectors.** Available in 3-, 6- or 8-wire configurations. Ensures correct wiring every time, as well as ultra fast installations. 
- **UL Listed commercial outlet centers.** File E317375 Multioutlet assemblies rated to 20A maximum can be provided with listed cord and plug assemblies. These assemblies are optimal for mounting to semi-permanent structures such as shelving and rack displays found in many lab applications. 
- **UL and cUL Listed component raceways.** File E4376 Guide RJBT, Fittings: File E41751 Guide RJPR. Meets Article 386 of NEC and meets Section 12-600 of CEC.
- **UL and cUL Listed multioutlet assemblies.** File E15191 Guide PVGT, Fittings: File E41751 Guide RJPR. Meets Article 380 of NEC and meets Section 12-3032 of CEC.
- **Datacom connectivity options.** Accepts industry standard and proprietary devices from a wide range of manufacturers to provide a seamless and aesthetically pleasing interface for voice, data, audio, and video applications at the point of use.

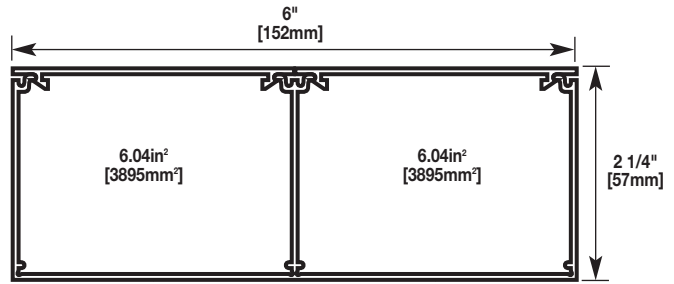
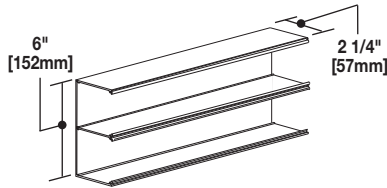
Prewired Raceway is prewired and packed to the job specifications at the factory before shipping to the jobsite.



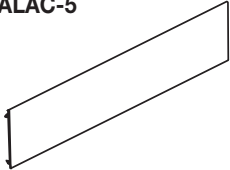
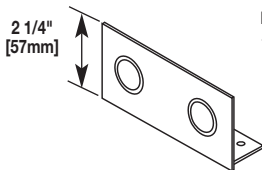
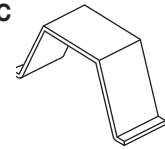
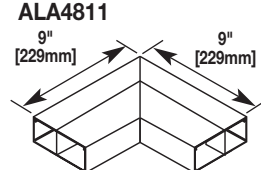
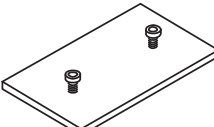
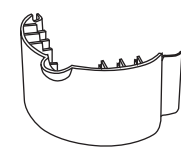
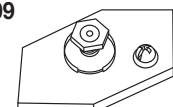
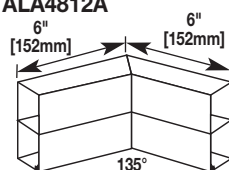
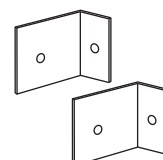
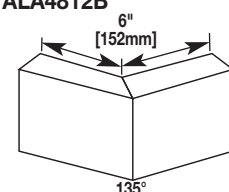
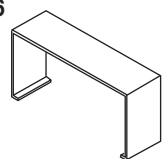
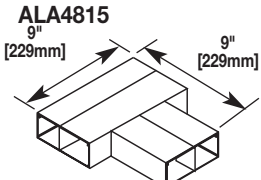
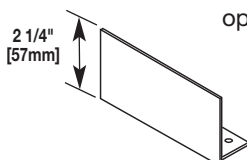
## ALA4800 Prewired Aluminum Raceway Specifications

### ALA4800B-10

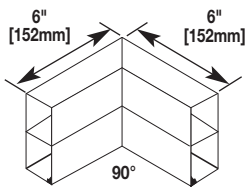
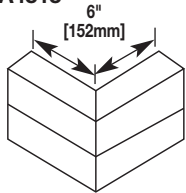
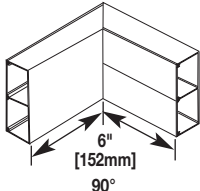
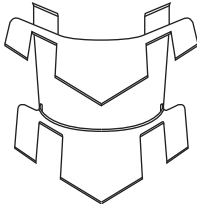
**Raceway Base** – Satin Anodized finish.  
Nominal wall thickness of 0.078" [2mm].  
Packed four 10' [3.00m] lengths per carton.



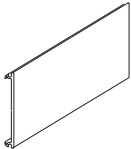
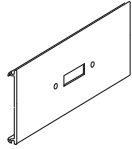
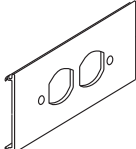
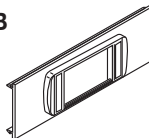
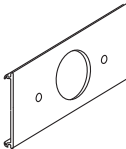
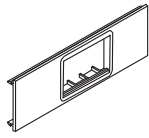
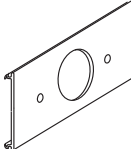
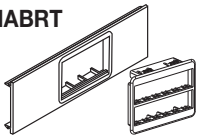
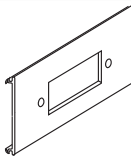
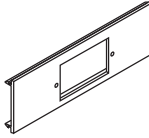
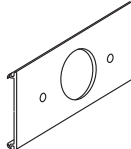
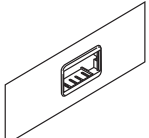
## ALA4800 Raceway Fittings

Catalog No./Item	Description/Specifications	Catalog No./Item	Description/Specifications
ALAC-5	 <b>Cover</b> – Satin Anodized finish. Nominal wall thickness of 0.078" [1.98mm]. Packed eight 5' [1.50m] lengths per carton.	ALA4810B2	 <b>Entrance End Cap</b> – For feeding raceway. Has two concentric 1/2" and 3/4" knockouts.
ALAWC	 <b>Wire Clip</b> – Holds conductors in place along raceway. Snaps into grooves on base.	ALA4811	 <b>90° Flat Mitered Elbow with Coupling</b> – Makes 90° turns in runs of ALA4800 Series Raceway. Includes four (4) ALA01 Couplings.
ALA01	 <b>Slide Coupling</b> – Connects adjoining sections of ALA4800 Series Raceway base.	ALA11RI	 <b>Bend Radius Control Insert for Flat Elbow</b> – Maintains 2" [51mm] bend radius control for ALA4811 Flat Elbow. For new and retrofit applications whether the cable installation is lay-in or pull-through. One insert required per channel.
ALA09	 <b>Grounding Adapter</b> – Connects to equipment grounding conductor.	ALA4812A	 <b>45° Internal Mitered Elbow with Coupling</b> – Makes 45° internal turns in runs of ALA4800 Series Raceway. Includes four (4) ALA01 Couplings.
ALA17A	 <b>Internal Corner Coupling</b> – Makes internal 90° turn in a raceway run.	ALA4812B	 <b>45° External Mitered Elbow with Coupling</b> – Makes 45° external turns in runs of ALA4800 Series Raceway. Includes four (4) ALA01 Couplings.
ALA4806	 <b>Cover Clip</b> – Covers seam where two sections of ALAC-5 Cover come together.	ALA4815	 <b>Flat Tee with Coupling</b> – Makes branch connections of two runs of ALA4800 Series Raceway. Includes six (6) ALA01 Couplings.
ALA4810B	 <b>Blank End Cap</b> – Closes off open end of raceway.		

## ALA4800 Raceway Fittings (continued)

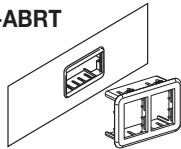
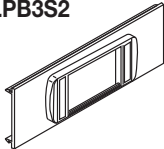
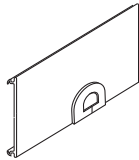
Catalog No./Item	Description/Specifications	Catalog No./Item	Description/Specifications
<b>ALA4817</b> 	<b>Internal Mitered Elbow with Coupling</b> – Makes 90° internal turns in runs of ALA4800 Series Raceway. Includes four (4) ALA01 Couplings.	<b>ALA4818</b> 	<b>External Mitered Elbow with Coupling</b> – Makes 90° external turns in runs of ALA4800 Series Raceway. Includes four (4) ALA01 Couplings.
<b>ALA4817N</b> 	<b>Inverted Internal Mitered Elbow with Coupling</b> – For connecting a vertical run of ALA4800 Series Raceway with a horizontal run of ALA4800 Series Raceway with its cover facing up. Includes four (4) ALA01 Couplings.	<b>ALA17/18RI</b> 	<b>Bend Radius Control Insert for Internal and External Elbow</b> – Maintains 2" [51mm] bend radius control for ALA3817, ALA3817N, and ALA3818 fittings. For new and retrofit applications whether the cable installation is lay-in or pull-through.

## ALA4800 Component Raceway Device Plates

Catalog No./Item	Description/Specifications	Catalog No./Item	Description/Specifications
<b>ALA-BL</b> 	<b>Blank Cover Plate</b> – Covers a 12" [305mm] section of raceway.	<b>ALA-N</b> 	<b>Toggle Switch Cover Plate</b> – For toggle switch.
<b>ALA-DR</b> 	<b>Duplex Receptacle Cover Plate</b> – Mounts standard duplex devices. Accepts 106 Frame.	<b>ALA-LPB</b> 	<b>Activate LPB Cover Plate</b> – Accepts Activate connectivity inserts. Includes cover and Activate low profile adapter with station label openings. (6A size opening)
<b>ALA-E</b> 	<b>Single Receptacle Cover Plate</b> – 1.40" [36mm] diameter. For straight blade and locking single receptacles.	<b>ALA-MAB</b> 	<b>Activate MAB Cover Plate</b> – Accepts Activate connectivity inserts. Provides a flush installation. Includes adapter.
<b>ALA-F</b> 	<b>Single Receptacle Cover Plate</b> – 1.59" [40mm] diameter. For straight blade and locking single receptacles.	<b>ALA-MABRT</b> 	<b>Ortronics® Cover Plate</b> – Accepts six Ortronics TracJack® or three Series II communications inserts. Both adapters included.
<b>ALA-G</b> 	<b>GFCI/Surge/Decorator Cover Plate</b> – For GFCI or Pass & Seymour surge protection receptacles.	<b>ALA-SG</b> 	<b>Cover Plate with 1 3/4" x 2 3/4" [44mm x 70mm] Holecut</b> – Accepts Activate connectivity inserts with a single-gang or angled single-gang face plate (not included).
<b>ALA-J</b> 	<b>Single Receptacle Cover Plate</b> – 2.13" [54mm] diameter. For straight blade or locking single receptacles.	<b>ALA-2A</b> 	<b>Activate 2A Cover Plate</b> – Accepts a single 2A Activate insert.

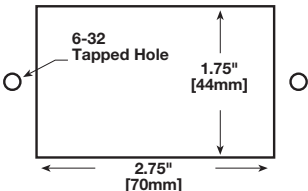

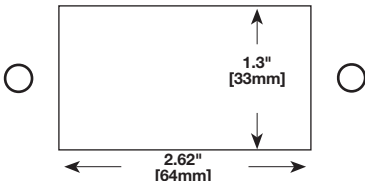
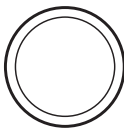

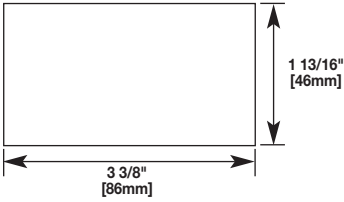
**NOTE:** All device plates are 12" [305mm] in length.

## ALA4800 Component Raceway Device Plates (continued)

Catalog No./Item	Description/Specifications	Catalog No./Item	Description/Specifications
<b>ALA-ABRT</b> 	<b>Ortronics® Cover Plate</b> – Accepts two Ortronics TracJack® or one Series II communication inserts. Both adapters included.	<b>ALA-LPB3S2</b> 	<b>Ortronics® Low Profile Adapter Cover Plate</b> – Accepts Ortronics datacom inserts. 3-Series II Devices Low Profile Adapter included
<b>ALA-Z</b> 	<b>3/4" [19.1mm] Grommet/Mousehole Cover Plate</b> – Facilitates the exit of voice or communication cabling. Grommet furnished.		

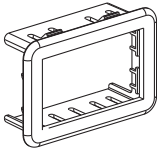
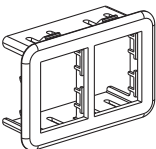
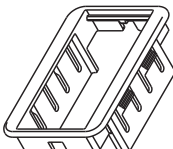
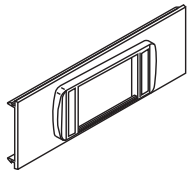
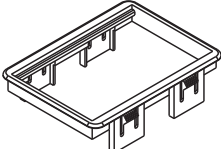
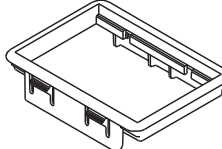
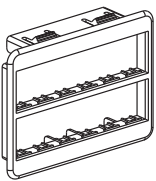
**NOTE:** All device plates are 12" [305mm] in length.

## ALA4800 Communication Openings

<b>Wallplate Openings</b>  6-32 Tapped Hole 1.75" [44mm] 2.75" [70mm] <b>Duplex for Data</b> 	<b>Rectangular Openings</b>  1.3" [33mm] 2.62" [64mm]	<b>Grommet Openings</b> 1/4" [6.4mm] Inner Diameter 1/2" [12.7mm] Inner Diameter 3/4" [19.1mm] Inner Diameter Standard 1" [25mm] Inner Diameter 
	<b>AB Adapter Openings</b>  1.18" [30mm] 1.98" [50mm]	<b>Low or High Profile Adapter Openings</b>  1 13/16" [46mm] 3 3/8" [86mm]

**NOTE:** Custom openings also available – consult factory for more information.

## Communication Adapters

<b>Ortronics</b> <b>ABS2</b>  Accepts One Series II Module <b>AB2TJ</b>  Accepts Two TracJack Modules	<b>Pass &amp; Seymour/Ortronics</b> <b>CM-2AB</b>  Accepts One Activate 2A Module <b>Low Profile Adapter (LPB)</b>  LPB – Accepts 3 Pass & Seymour Activate Inserts LPB3S2 – Accepts 3 Ortronics Series II Inserts
	<b>MAB</b>  <b>MAB3S2</b>  <b>MAB6TJ</b> 

**NOTE:** Custom openings are also available – consult factory for more information.

## ALA4800 Prewired Aluminum Raceway Features

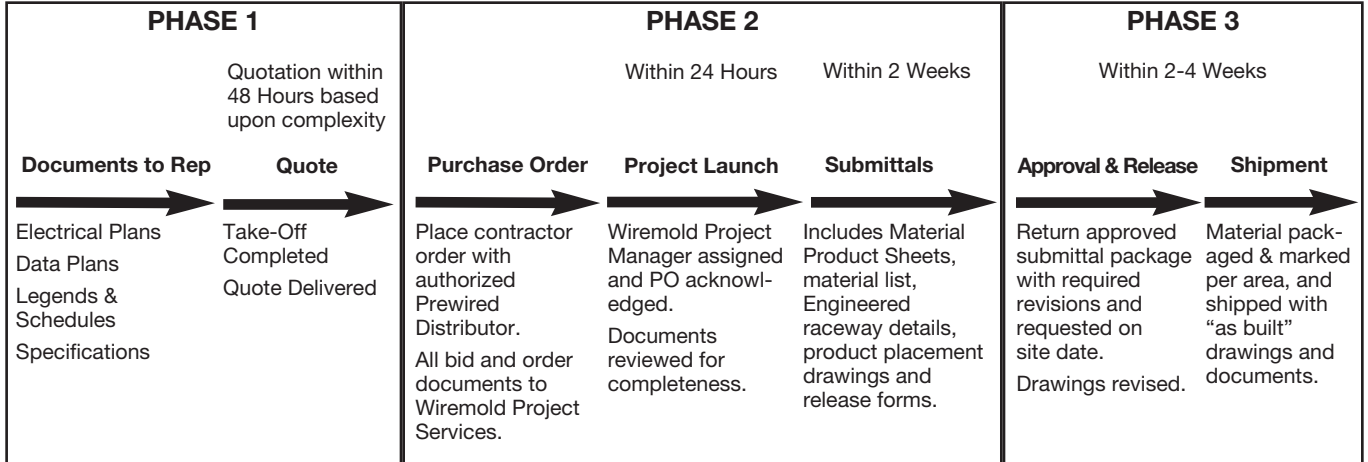
FEATURES	STANDARD	OPTIONS
<b>Communication Devices</b>	Ortronics & Activate Connectivity System Devices	Other manufacturers
<b>Electrical Devices</b>	Pass & Seymour	Other manufacturers
<b>Cover Length</b>	12" [305mm] or 18" [457mm]	24" [610mm], 36" [914mm], custom or continuous
<b>Body Length</b>	Longest = 10' [3.05m], shortest = 1' [305mm]	
<b>Installation</b>	Surface mounted	Flush mounted (recessed)
<b>Finish</b>	Architectural Class II Clear Anodized	Custom colors available, consult factory.*
<b>Fittings</b>	Mitered	Butt joints or custom
<b>Wire Type</b>	THHN Stranded	Options per specification
<b>Wiring Splices</b>	Insulation displacement connectors	Continuous wiring or twist-on wire connector
<b>Grounding Conductors</b>	Wire gauge per National Electrical	Oversized and/or separate grounding wires Code (NEC) and shared grounding wires
<b>Device Identification</b>	Gray self-adhesive polyester label with black letters	Engraved covers, self-adhesive engraved nameplate, screw mounted engraved nameplate
<b>Neutrals</b>	Shared neutral	Oversized and/or separate neutral wires
<b>Pigtails</b>	12" [305mm] feeds and receptacle leads	Per specification
<b>Conduit Feeds</b>	Raceway drilled at job site with hole saw	Entrance end cap
<b>Device Mounting</b>	Mounted to cover with 2 counter-sunk #6-32 screws	Device mounting brackets
<b>Record Drawings</b>	3 sets and 2 copies of marked-up blueprints	Per job requirements
<b>Submittal Services</b>	Detailed Submittal	Express Submittal or Submittal Free

\* Paint chip required for custom colors.


## ALA4800 Ordering Process for Prewired Applications

**Detailed Submittal** The detailed submittal shows exactly how each raceway run will be built (lengths, number and type of receptacles, wiring schematics, circuiting information, etc.). The contractor and/or distributor must review and correct any information not clearly indicated on the drawings or specs, approve and return before production can be scheduled.


**Submittal Free** The Prewired Express Building Plan Checklist is filled out by the contractor or distributor and sent along with plans, casework, and specs. No submittal is required and the project is scheduled for production upon receipt of all information.



Prewired Raceway gets installers off the job in 1/3 less time than conventional raceway installations.



Wiremold Prewired Raceway is available in a wide range of capacity and configuration options.



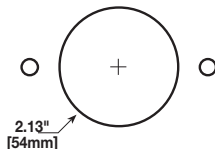
Prewired Connectors provide contractors with peace-of-mind. Connectors are factory wired and tested so errors, backtracking and troubleshooting are virtually eliminated.

## ALA4800 Device Openings

### Single Receptacle

(30A & 50A Straight Blade)

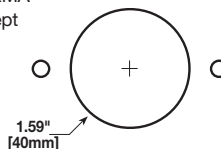
5-30R 7-30R  
5-50R 7-50R  
6-30R 10-30R  
6-50R 10-50R



### Single Receptacle

(NEMA Locking Devices)

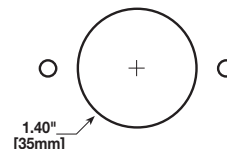
Accommodates All NEMA Locking Devices except L5-15R, L6-15R, and L7-15R



### Single Receptacle

(15A & 20A Straight Blade & Locking)

5-15R 15-20R  
5-20R 18-20R  
6-15R L5-15R  
6-20R L6-15R  
10-20R L7-15R  
14-20R



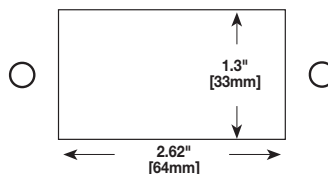
### Duplex

5-15R L5-15R  
5-20R L6-15R  
6-15R L7-15R  
6-20R

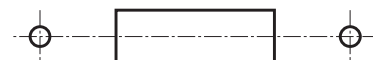


### Rectangular Openings

Decorator Style  
Rectangular GFCIs  
Rectangular Surge Protection Receptacles



### Single-Gang Switch



**NOTE:** Custom openings are also available – consult factory for more information.

## ALA4800 Device Compatibility for Prewired Applications

### NEMA Locking Compatibility

All of the following NEMA locking devices will fit.

L5-15R	L6-15R	L7-15R	L8-20R	L10-20R	L12-20R	L14-20R	L16-20R	L18-20R	L20-20R	L22-20R
L5-20R	L6-20R	L7-20R	L8-30R	L10-30R	L12-30R	L14-30R	L16-30R	L18-30R	L20-30R	L22-30R
L5-30R	L6-30R	L7-30R	L9-20R	L11-20R	L13-20R	L15-20R	L17-20R	L19-20R	L21-20R	L23-20R
			L9-30R	L11-30R	L13-30R	L15-30R	L17-30R	L19-30R	L21-30R	L23-30R

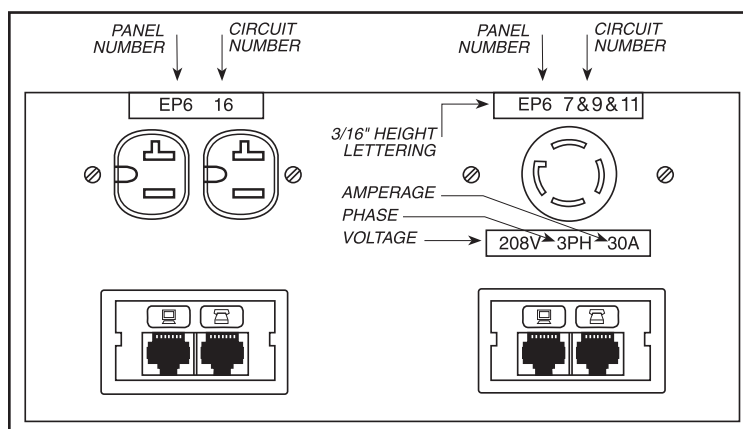
### NEMA Straight Blade Compatibility

5-15R	5-20R	5-30R	5-50R	6-20R	6-30R	6-50R	7-30R	7-50R	10-20R	10-30R	10-50R	14-20R	14-30R
Y	Y	Y	Y	Y	Y	Y	Y	Y	Y	Y	Y	Y	Y
14-50R	14-60R	15-20R	15-30R	15-50R	15-60R	18-20R	18-60R	GFCI	SURGE				
Y	1	Y	Y	Y	Y	Y	1	Y	Y				

Y= will fit, N= will not fit, 1= requires adapter box

## Device and Raceway Labeling Options

- Device labeling is available in the following materials:
  - Gray self-adhesive polyester label with black lettering (standard)
  - Other color self-adhesive polyester labels
  - Covers engraved with black lettering
  - Engraved phenolic nameplates with adhesive backing
  - Screw mounted engraved phenolic name plates
- The raceway base is labeled with the raceway number and the room or area number(s).
- Data and power requirements can be switched to different channels.





## ALA4800 Wire Fill Capacity Charts

### ALA4800 Raceway Wire Fill Capacities for Data/Communication

CABLE/WIRE TYPE		O.D.		ALA4400	ALA4520**	ALA4750	ALA3800	ALA4800**	ALA7450	
		Inches	[mm]	40%	40%	40%	40%	40%	TOP 40%	BOTTOM 40%
UNSHIELDED TWISTED PAIR	4-pair, 24 AWG Cat. 3	0.190	[4.8]	66	84	69	86	86	71	66
	4-pair, 24 AWG Cat. 5e	0.210	[5.3]	55	69	57	70	70	58	55
	4-pair, 24 AWG Cat. 6	0.250	[6.4]	38	48	40	50	50	41	38
	4-pair, 24 AWG Cat. 6a*	0.354	[9.0]	19	24	20	25	25	20	19
	25-pair, 24 AWG	0.360	[9.1]	19	23	19	24	24	20	19
COAXIAL	RG6/U	0.270	[6.9]	33	41	34	43	43	35	33
FIBER OPTIC	ZipCord	0.118 x 0.236	[3 x 6]	68	85	70	88	88	72	68
	Round 4 Strand Fiber	0.187	[4.7]	69	87	71	89	89	73	69
	Round 6 Strand Fiber	0.256	[6.5]	37	46	38	47	47	39	37


\* Category 6 augmented (6a) cable for 10 gigabit ethernet – max allowed cable diameter per addenda No. 11 ANSI TIA/EIA 568-B.2.

\*\* Each compartment.

### ALA4800 Raceway Wire Fill Capacities for Power (40% Fill Factor)

WIRE SIZE THHN (STRANDED)		ALA3800	ALA4400*	ALA4520*	ALA4750	ALA7450		ALA4800*
						Single	Dual*	
POWER WIRING WITHOUT DEVICES	8 AWG	41	50	54	35	53	49	41
	10 AWG	56	87	110	61	108	101	56
	12 AWG	98	139	172	97	170	159	98
POWER WIRING WITH GFCI DEVICES (2.04 sq. in.)	8 AWG	30	28	32	13	31	27	30
	10 AWG	42	49	65	22	64	57	42
	12 AWG	73	77	102	35	100	89	73

\* Each compartment



Wiremold Prewired Raceway reduces installation time, gets installers off the job faster, and eliminates the need for field cutting.

Contact your local Wiremold Representative or the factory for more information on prewired raceway and assistance in planning your next prewired installation. Our Prewired Raceway Team is ready to help.

## DATACOM CONNECTIVITY OPTIONS

Now you have a wide range of options for providing datacom connectivity into Wiremold/Legrand Pathways. They are:

- **Ortronics® TracJack® and Series II Modular Connectivity Solutions**
- **Pass & Seymour Activate™ Modular Inserts**
- **Open System Communication Modules**

### Ortronics® Connectivity

#### TracJack® Individual Jack System

- Front-loading, snap-in design supports future moves adds and changes
- Inserts for voice, data, audio, and video
- Available Category 3, 5e, 6, USOC 6-position, and other media
- Flat or angled 45° exit configurations
- Choice of 13 colors and color matched to Wiremold Systems
- Universal T568A/B wiring format



#### Series II Front-Loading, Module System

- Module design features easy snap-in front-loading design
- Linear 110 punch down format for easy termination
- Inserts for voice, data, audio, and video
- Available Category 3, 5e, 6, USOC 6-position, and other media
- Available in flat or angled 45° exit configurations
- Color matched to Wiremold Systems




For detailed product selection refer to the Ortronics Catalog or visit [www.ortronics.com](http://www.ortronics.com).

### Pass & Seymour Legrand Network Wiring

#### Activate™ Series Front-Loading Inserts

- Modular inserts for voice, data, audio and video applications
- Front-load, snap-in design
- Color and texture matched to Wiremold Systems
- Available Category 3, 5e, 6, as well as 6-position USOC
- Universal T568A/B wiring format




For detailed product selection refer to the Pass & Seymour Network Wiring Catalog or visit [www.passandseymour.com](http://www.passandseymour.com).

### Open Connectivity Solutions

#### Wiremold Open System Communications Modules

- Accommodate a wide range of manufacturers' communications outlets including keystone jacks, as well as proprietary solutions from Avaya (Systimax) and NORDX
- Modules insert into a wide range of Wiremold Systems
- Pre-punched faceplates accept common communication devices



**NOTE:** For more information on integrating connectivity into Wiremold Cable Management Systems contact the Wiremold Applications Engineering Team or your local Wiremold Sales Representative.



**Wiremold**

#### WIREMOLD

##### U.S. and International:

60 Woodlawn Street • West Hartford, CT 06110  
1-800-621-0049 • FAX 860-232-2062 • Outside U.S. 860-233-6251

##### Canada:

570 Applewood Crescent • Vaughan, Ontario L4K 4B4  
1-800-723-5175 • FAX 905-738-9721

**ED799R9 - Updated January 2010 - For latest specs visit [www.legrand.us/wiremold](http://www.legrand.us/wiremold)**





# AMEYA360

Components Supply Platform

Authorized Distribution Brand :



Website :

Welcome to visit [www.ameya360.com](http://www.ameya360.com)

Contact Us :

➤ Address :

401 Building No.5, JiuGe Business Center, Lane 2301, Yishan Rd  
Minhang District, Shanghai , China

➤ Sales :

Direct     +86 (21) 6401-6692  
Email       amall@ameya360.com  
QQ         800077892  
Skype       ameyasales1 ameyasales2

➤ Customer Service :

Email       service@ameya360.com

➤ Partnership :

Tel         +86 (21) 64016692-8333  
Email       mkt@ameya360.com