

COMPACT HIGH POWER RELAY

1 POLE - 30A (for automotive applications)

FBR56 Series

■ FEATURES

- High power contact capacity
(carrying current: 40 A/10 minutes, 30 A/1 hour)
 - High heat resistance and extended operating voltage
 - Contact gap 0.4mm
 - RoHS compliant
- Please see page 7 for more information



■ PARTNUMBER INFORMATION

[Example] FBR56 N D12 - W1 - **
 (a) (b) (c) (d) (e)

(a)	Relay type	FBR56 : FBR56 Series (for 12V battery, contact gap 0.4mm)
(b)	Enclosure	Nil : Flux proof N : Plastic sealed type
(c)	Coil rated voltage	D12 : 6.....12 VDC Coil rating table at page 3
(d)	Contact material	W1 : Silver-tin oxide indium Y : Silver-tin oxide
(e)	Special type	To be assigned custom specification

Actual marking does not carry the type name: "FBR"

E.g.: Ordering code: FBR56ND12-W1 Actual marking: 56ND12-W1

■ SPECIFICATION

Item	FBR56		
Contact Data	Configuration		1 form C
	Material		Silver-tin oxide indium (-W1 type) Silver-tin oxide (-Y type)
	Voltage drop (resistance)		Max.100 mV at 1A, 12VDC
	Contact rating		14VDC, 30A (locked motor load) 14 VDC, Inrush 27A, break 4A (motor free load)
	Max. carrying current		40A/10 minutes, 30A/1 hour (25 °C, 100% rated coil voltage)
	Max. inrush current		70A (reference)
	Max. switching voltage		16VDC (reference)
	Max. switching current		40A (reference)
	Min. switching load *		6 VDC, 1A
Life	Mechanical		Min. 10 x 10 ⁶ operations
	Electrical		Min. 100 x 10 ³ operations (locked motor load) Min. 1 x 10 ⁶ operations (motor free load)
Coil Data	Operating temperature range		-40 °C to +85 °C (no frost)
	Storage temperature range		-40 °C to +100 °C (no frost)
Timing Data	Operate (at nominal voltage)		Max. 10 ms
	Release (at nominal voltage)		Max. 5 ms
Other	Vibration resistance		10 to 55Hz double amplitude 1.5mm
	Shock	Misoperation	100m/s ²
		Endurance	1,000m/s ²
	Weight		Approximately 9.4 g

* Minimum switching loads mentioned above are reference values. Please perform the confirmation test with actual load before production since reference values may vary according to switching frequencies, environmental conditions and expected reliability levels.

■ COIL RATING

Coil Code	Rated Coil Voltage (VDC)	Coil Resistance +/- 10% (Ohm)	Must Operate Voltage (VDC) *	Must Release Voltage (VDC) *
D06	6	42	3.6 (at 20 °C)	0.5 (at 20 °C)
			4.5 (at 85 °C)	0.6 (at 85 °C)
D09	9	95	5.4 (at 20 °C)	0.7 (at 20 °C)
			6.8 (at 85 °C)	0.8 (at 85 °C)
D12	12	170	7.3 (at 20 °C)	1 (at 20 °C)
			9.2 (at 85 °C)	1.2 (at 85 °C)

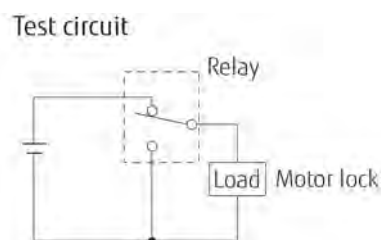
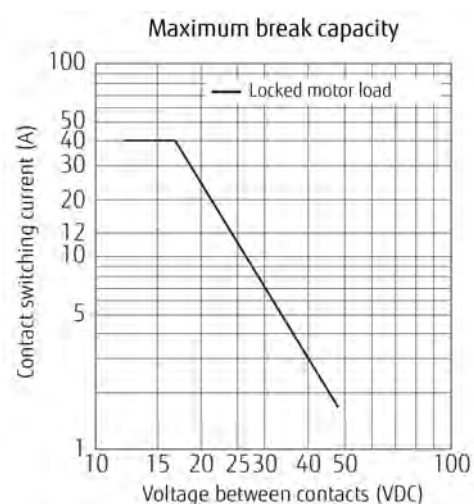
Note: All values in the table are valid for 20°C and zero contact current, unless otherwise stated.

* Specified operate values are valid for pulse wave voltage.

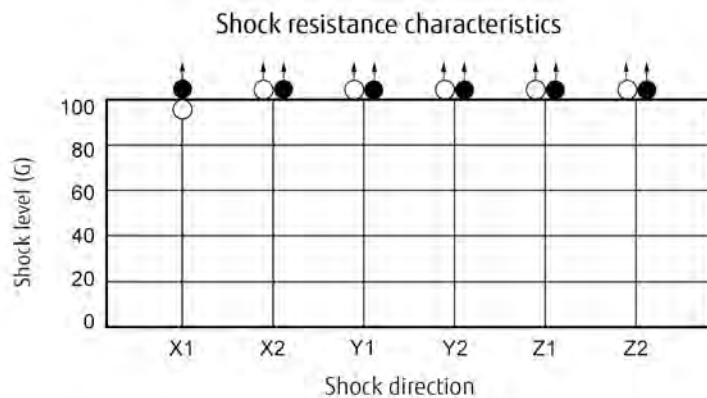
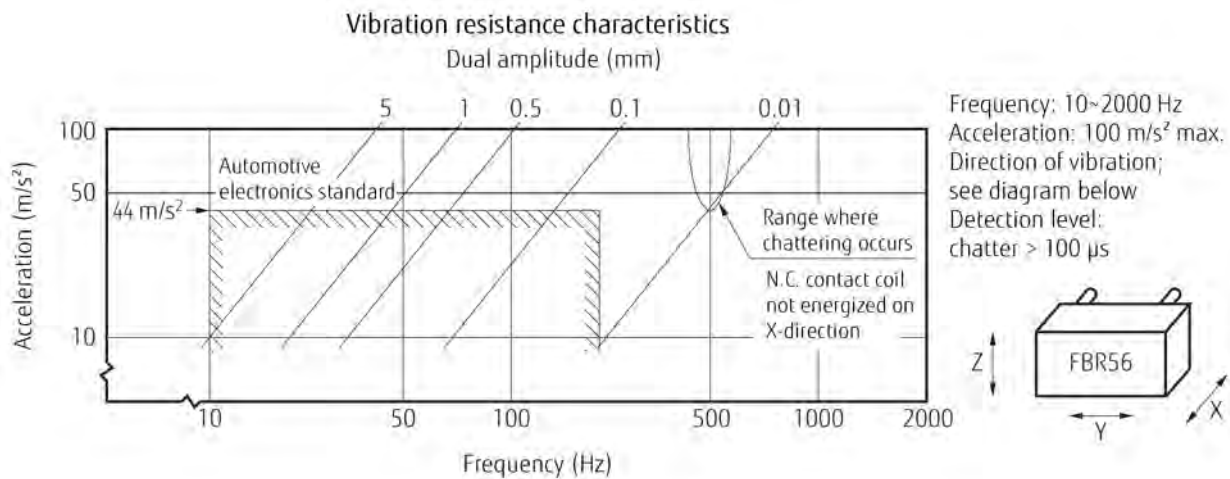
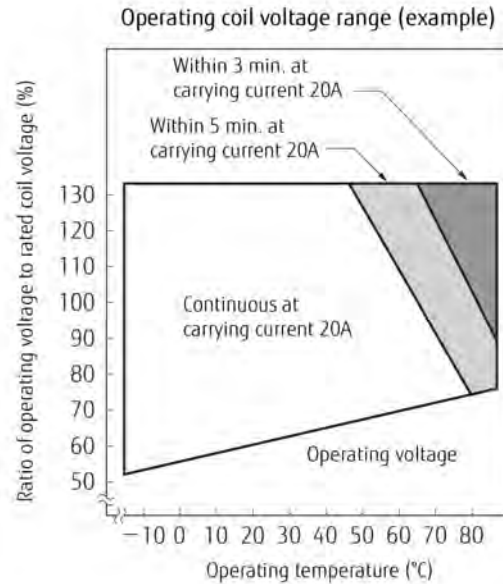
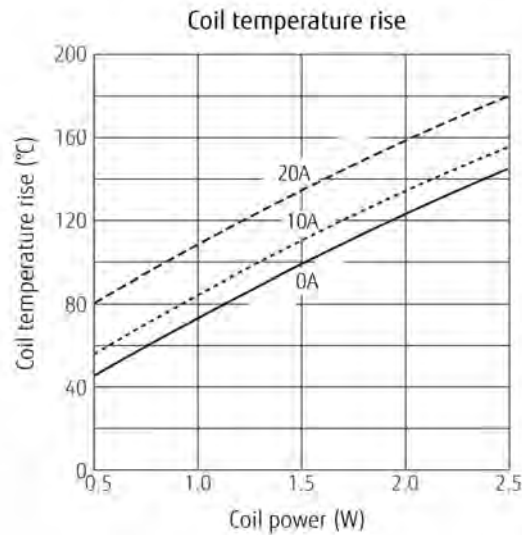
■ PRINCIPAL APPLICATIONS

Application		Normal load current	Life x 10 ³	Recommended model (Example)
For 12V battery	Power windows	20A tot 30A (switching at motor locking)	100	FBR56N () -Y
	Automatic door lock	18A to 30A / 4 to 5 door (switching at motor locking)	100	FBR56N () - Y
	Intermittent wipers	Inrush 15A to 30A Break 2A to 8A (motor free)	300	FBR56N () - W1
	Tilt-lock wheel	Inrush 15A Break 2.5A (motor free)	100	FBR56N () - Y
	Sunroof	20A to 30A (switching at motor locking)	100	FBR56N () - Y
	Others	Car audio system, etc.	-	FBR56N () - Y

■ CHARACTERISTIC DATA

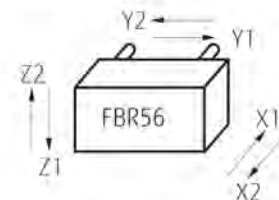


FBR56 SERIES



Shock application time: 11ms, half-sine wave
 Test condition: coil energized and de-energized
 Shock direction: see diagram below
 Detection level: chatter > 100 μs

- : N.C. contact (coil de-energized)
- : N.O. contact (coil energized)



All directions ≥ 1,000 m/s²

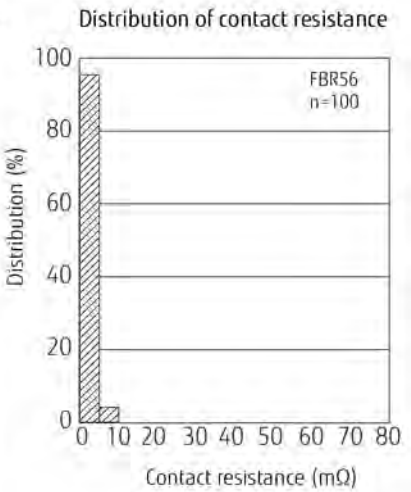
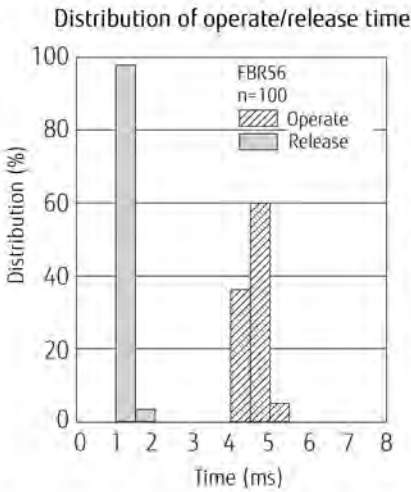
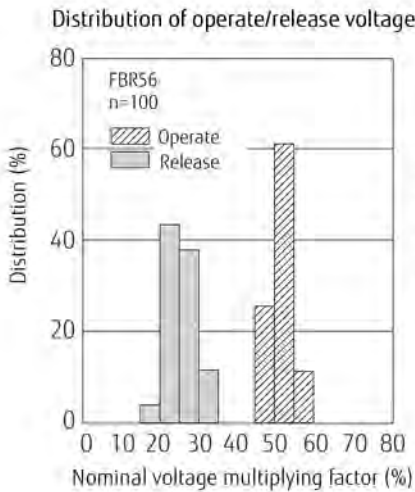
Life test (example)

(1) Motor lock

Test item	Test circuit	Current wave form
20A, 14VDC Motor lock 200,000 operations minimum Contact material: Silver tin oxide indium		
30A, 14VDC Motor lock 100,000 operations minimum Contact material: Silver tin oxide indium		

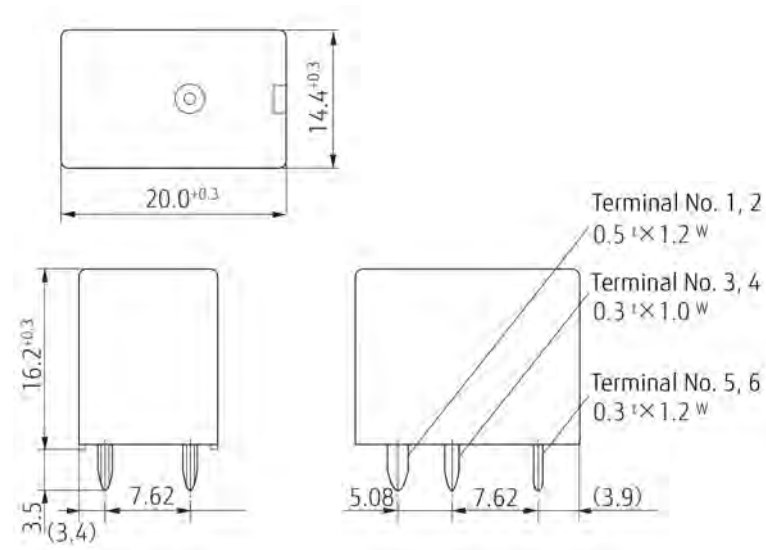
(2) Motor free

Test item	Test circuit	Current wave form
Inrush 27A, Idle 4A 14VDC Motor free 100,000 operations minimum Contact material: Silver tin oxide indium		

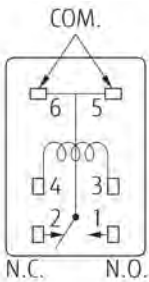


■ DIMENSIONS

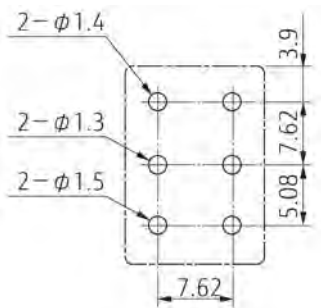
● Dimensions



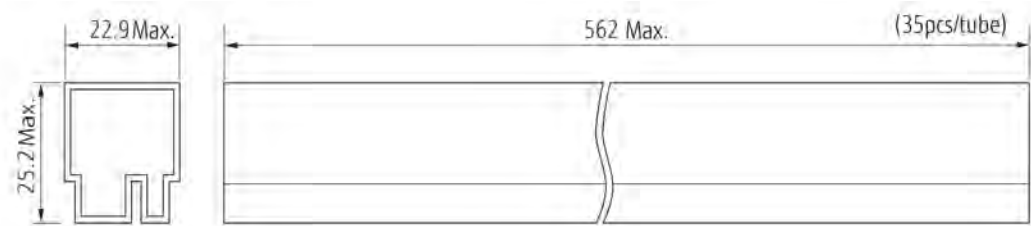
● Schematics
(BOTTOM VIEW)



● PC board mounting
hole layout
(BOTTOM VIEW)



● Tube carrier



Unit: mm

RoHS Compliance and Lead Free Information

1. General Information

- All relays produced by Fujitsu Components are compliant with RoHS directive 2011/65/EU including amendments.
- Cadmium as used in electrical contacts is exempted from the RoHS directives.
As per Annex III of directive 2011/65/EU.
- All relays are lead-free. Please refer to Lead-Free Status Info for older date codes at:
<http://www.fujitsu.com/downloads/MICRO/fcai/relays/lead-free-letter.pdf>
- Lead free solder plating on relay terminals is Sn-3.0Ag-0.5Cu, unless otherwise specified.
This material has been verified to be compatible with PbSn assembly process.

2. Recommended Lead Free Solder Condition

Flow Solder condition:

Pre-heating: maximum 120°C
Soldering: dip within 5 sec at
255°C ± 5°C solder bath
Relay must be cooled by air immediately
after soldering

Solder by Soldering Iron:

Soldering Iron 30-60W
Temperature: maximum 350-360°C
Duration: maximum 3 sec.

We highly recommend that you confirm your actual solder conditions

3. Moisture Sensitivity

- Moisture Sensitivity Level standard is not applicable to electromechanical relays, unless otherwise indicated.

4. Tin Whiskers

- Dipped SnAgCu solder is known as presenting a low risk to tin whisker development. No considerable length whisker was found by our in house test.

Fujitsu Components International Headquarter Offices

Japan

Fujitsu Component Limited
Gotanda-Chuo Building
3-5, Higashigotanda 2-chome, Shinagawa-ku
Tokyo 141, Japan
Tel: (81-3) 5449-7010
Fax: (81-3) 5449-2626
Email: promothq@ft.ed.fujitsu.com
Web: www.fcl.fujitsu.com

North and South America

Fujitsu Components America, Inc.
250 E. Caribbean Drive
Sunnyvale, CA 94089 U.S.A.
Tel: (1-408) 745-4900
Fax: (1-408) 745-4970
Email: components@us.fujitsu.com
Web: <http://us.fujitsu.com/components>

Europe

Fujitsu Components Europe B.V.
Diamantlaan 25
2132 WV Hoofddorp
Netherlands
Tel: (31-23) 5560910
Fax: (31-23) 5560950
Email: info@fceu.fujitsu.com
Web: emea.fujitsu.com/components/

Asia Pacific

Fujitsu Components Asia Ltd.
102E Pasir Panjang Road
#01-01 Citilink Warehouse Complex
Singapore 118529
Tel: (65) 6375-8560
Fax: (65) 6273-3021
Email: fcsl@fcal.fujitsu.com
Web: <http://www.fujitsu.com/sg/services/micro/components/>

©2013 Fujitsu Components Europe B.V. All rights reserved. All trademarks or registered trademarks are the property of their respective owners.

The contents, data and information in this datasheet are provided by Fujitsu Component Ltd. as a service only to its user and only for general information purposes.

The use of the contents, data and information provided in this datasheet is at the users' own risk.

Fujitsu has assembled this datasheet with care and will endeavor to keep the contents, data and information correct, accurate, comprehensive, complete and up to date.

Fujitsu Components Europe B.V. and affiliated companies do however not accept any responsibility or liability on their behalf, nor on behalf of its employees, for any loss or damage, direct, indirect or consequential, with respect to this datasheet, its contents, data, and information and related graphics and the correctness, reliability, accuracy, comprehensiveness, usefulness, availability and completeness thereof.

Nor do Fujitsu Components Europe B.V. and affiliated companies accept on their behalf, nor on behalf of its employees, any responsibility or liability for any representation or warrant of any kind, express or implied, including warranties of any kind for merchantability or fitness for particular use, with respect to these datasheets, its contents, data, information and related graphics and the correctness, reliability, accuracy, comprehensiveness, usefulness, availability and completeness thereof. Rev. July 03, 2013

AMEYA360

Components Supply Platform

Authorized Distribution Brand :



Website :

Welcome to visit www.ameya360.com

Contact Us :

➤ Address :

401 Building No.5, JiuGe Business Center, Lane 2301, Yishan Rd
Minhang District, Shanghai , China

➤ Sales :

Direct +86 (21) 6401-6692

Email amall@ameya360.com

QQ 800077892

Skype ameyasales1 ameyasales2

➤ Customer Service :

Email service@ameya360.com

➤ Partnership :

Tel +86 (21) 64016692-8333

Email mkt@ameya360.com