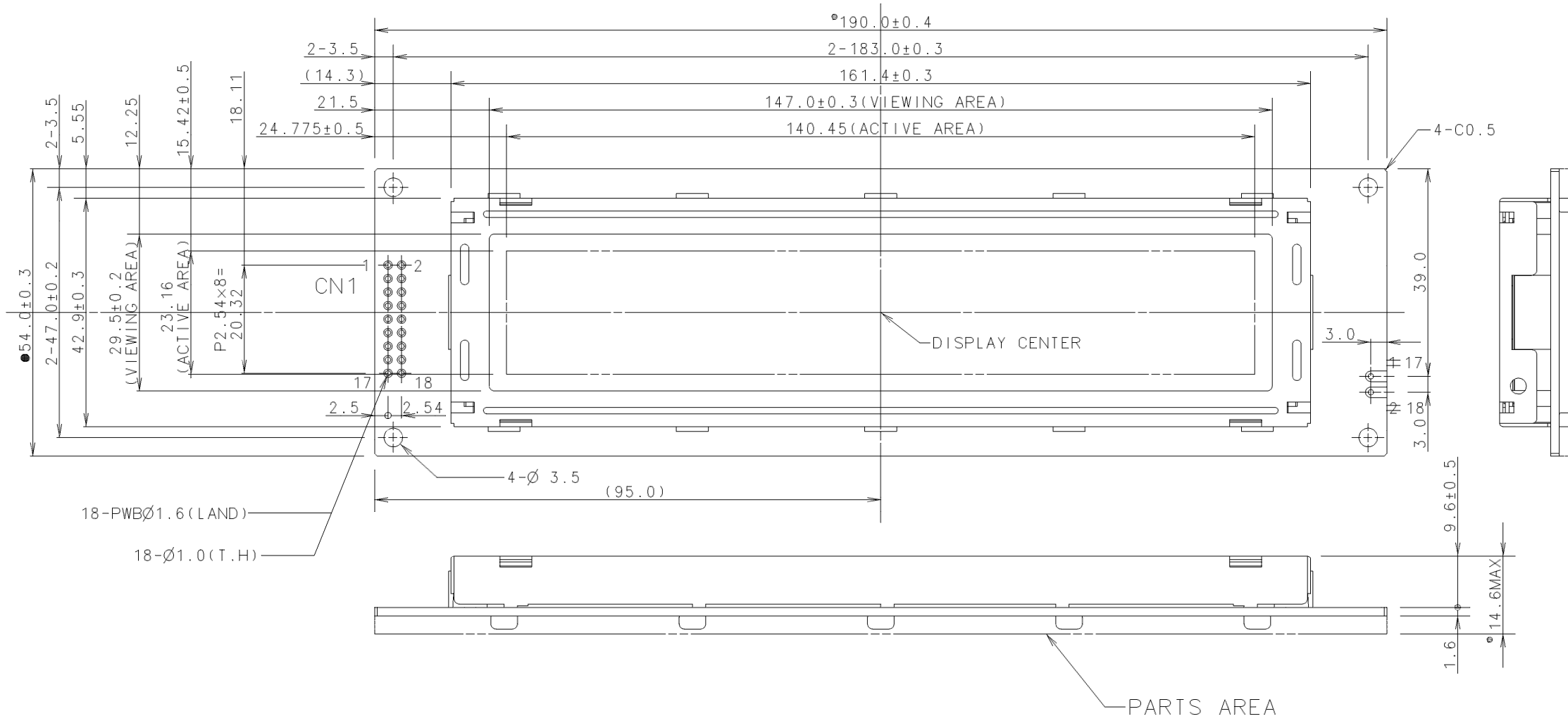
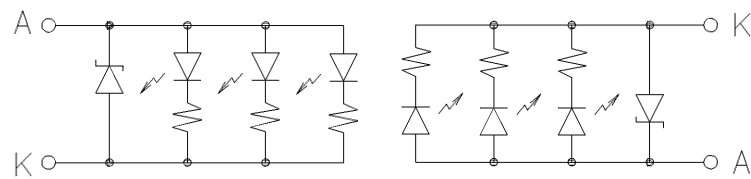


ISSUE	REVISIONS	DRAWN	APPROVED	DATE
△				

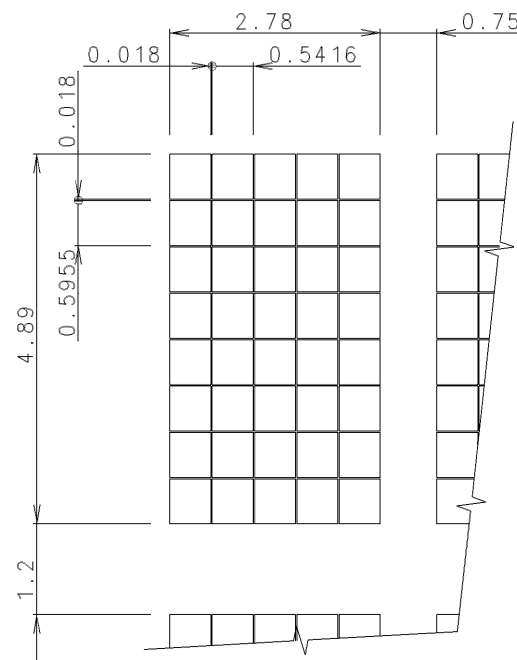


CN1 PIN ASSIGNMENT

PIN NO.	SYMBOL
1	DB7
2	DB6
3	DB5
4	DB4
5	DB3
6	DB2
7	DB1
8	DB0
9	E1
10	R/W
11	RS
12	VEE
13	VSS
14	VCC
15	E2
16	NC
17	LED +A
18	LED -K



CIRCUIT DIAGRAM
(WHITE-1 TYPE)



DOT DETAIL
SCALE 10:1

NOTES

1. THE DIMENSIONS WITH THE MARK (●) ARE CONTROLLED AS A PARTICULAR CHARACTERISTIC.
2. DON'T USE THE MATERIAL PROHIBITED BY RoHS.

TOLERANCE			THIRD ANGLE PROJECTION	DATE MAR. 15 '04	OPTREX CORPORATION
MEASURE	A	B			
L ≤ 16	±0.1	±0.3	±1	UNIT mm	TITLE DIMENSIONAL OUTLINE
16 < L ≤ 63	±0.2	±0.5	±1.5	SCALE 1:1	CODE C-51849 AD base
63 < L ≤ 250	±0.3	±0.8	±2		
250 < L ≤ 500	±0.5	±1.2	±3	DRAWN Nelson	DWG NO UE-312346
500 < L	±0.8	±2	±4		
ANGLE	±1°	±5°	±10°		

Authorized Distribution Brand :



Website :

Welcome to visit www.ameya360.com

Contact Us :

➤ Address :

401 Building No.5, JiuGe Business Center, Lane 2301, Yishan Rd
Minhang District, Shanghai , China

➤ Sales :

Direct +86 (21) 6401-6692

Email amall@ameya360.com

QQ 800077892

Skype ameyasales1 ameyasales2

➤ Customer Service :

Email service@ameya360.com

➤ Partnership :

Tel +86 (21) 64016692-8333

Email mkt@ameya360.com