

MJD127

Silicon PNP epitaxial planer Transistors

Features

- Halogen free available upon request by adding suffix "-HF"
- Lead Free Finish/RoHS Compliant ("P" Suffix designates RoHS Compliant. See ordering information)
- Epoxy meets UL 94 V-0 flammability rating
- Moisture Sensitivity Level 1
- High DC Current Gain
- Electrically similar to popular TIP 127
- Built-in a damper diode at E-C
- Maximum Thermal Resistance: 83.3°C/W Junction to Ambient

Maximum Ratings @ 25°C Unless Otherwise Specified

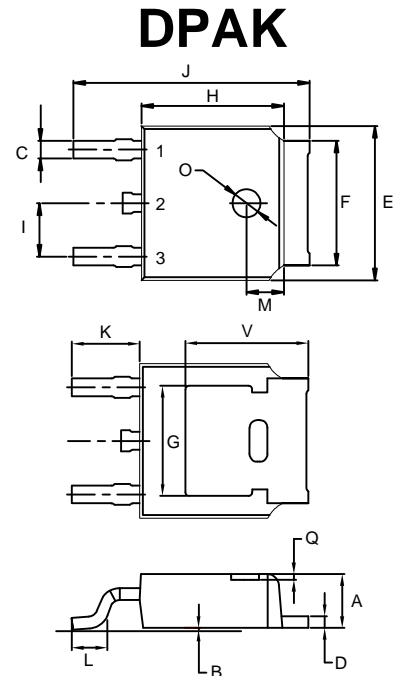
Symbol	Rating	Rating	Unit
V _{CEO}	Collector-Emitter Voltage	-100	V
V _{CBO}	Collector-Base Voltage	-100	V
V _{EBO}	Emitter-Base Voltage	-5	V
I _C	Collector Current-Continuous	-8	A
P _C	Collector Dissipation	1.5	W
T _J	Operating Junction Temperature	150	°C
T _{STG}	Storage Temperature	-55 to +150	°C

Electrical Characteristics @ 25°C Unless Otherwise Specified

Symbol	Parameter	Min	Typ	Max	Units
V _{(BR)CEO}	Collector-Emitter Breakdown Voltage (I _C =-30mA, I _B =0)	-100	---	---	Vdc
V _{(BR)CBO}	Collector-Base Breakdown Voltage (I _C =-1mA, I _E =0)	-100	---	---	Vdc
V _{(BR)EBO}	Collector-Emitter Breakdown Voltage (I _E =-1mA, I _C =0)	-5	---	---	Vdc
I _{CBO}	Collector Cutoff Current (V _{CB} =-100Vdc, I _E =0)	---	---	-10	nAdc
I _{CEX}	Collector emitter cutoff Current (V _{CB} =-100Vdc, V _{BE(off)} =1.5V)	---	---	-10	nAdc
I _{EBO}	Emitter Cutoff Current (V _{EB} =-5Vdc, I _C =0)	---	---	-2	nAdc
h _{FE}	DC Current Gain (I _C =-4Adc, V _{CE} =-4Vdc) (I _C =-8Adc, V _{CE} =-4Vdc)	1000 100	---	12000	
V _{CE(sat)}	Collector-Emitter Saturation Voltage (I _C =-4Adc, I _B =-16mA) (note 1) (I _C =-8Adc, I _B =-80mA)(note 1)	---	---	-2 -4	Vdc
V _{BE(sat)}	Base-Emitter Saturation Voltage (I _C =-8Adc, I _B =-80mA) (note 1)	---	---	-4.5	Vdc
V _{BE}	Base-Emitter Saturation Voltage (I _C =-4Adc, V _{CE} =-4Vdc) (note 1)	---	---	-2.8	Vdc
C _{ob}	Output Capacitance (V _{CB} =-10Vdc, f=0.1MHz, I _E =0)	---	---	300	pF

Note:

1.Pulse Test: Pulse Width≤380μs, Duty Cycle≤2%



PIN 1. BASE
 PIN 2. COLLECTOR
 PIN 3. EMITTER

DIM	INCHES		MM		NOTE
	MIN	MAX	MIN	MAX	
A	0.087	0.094	2.20	2.40	
B	0.000	0.005	0.00	0.13	
C	0.026	0.034	0.66	0.86	
D	0.018	0.023	0.46	0.58	
E	0.256	0.264	6.50	6.70	
F	0.201	0.215	5.10	5.46	
G	0.190		4.83		
H	0.236	0.244	6.00	6.20	
I	0.086	0.094	2.18	2.39	
J	0.386	0.409	9.80	10.40	
K	0.114		2.90		
L	0.055	0.067	1.40	1.70	
M	0.063		1.60		
Q	0.043	0.051	1.10	1.30	
Q	0.000	0.012	0.00	0.30	
V	0.211		5.35		

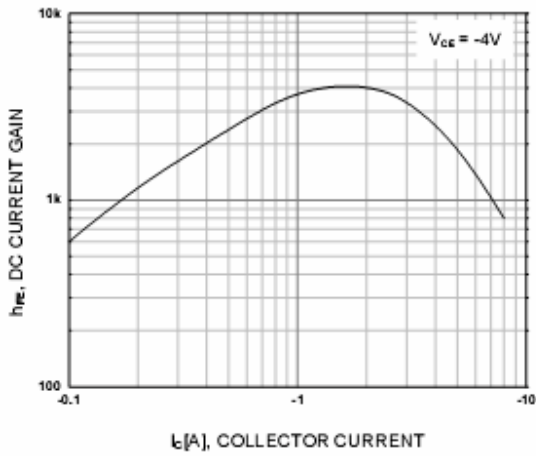


Figure 1. DC current Gain

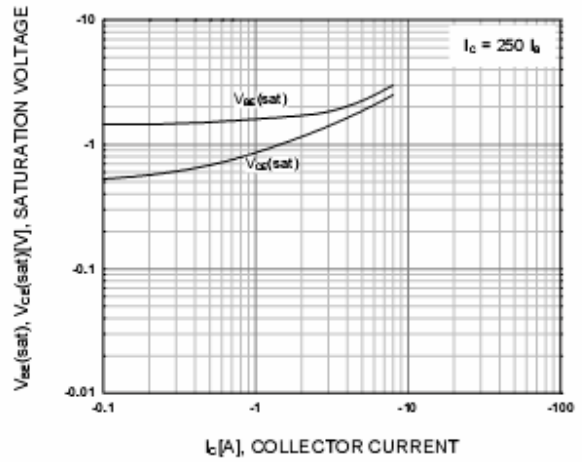


Figure 2. Base-Emitter Saturation Voltage
Collector-Emitter Saturation Voltage

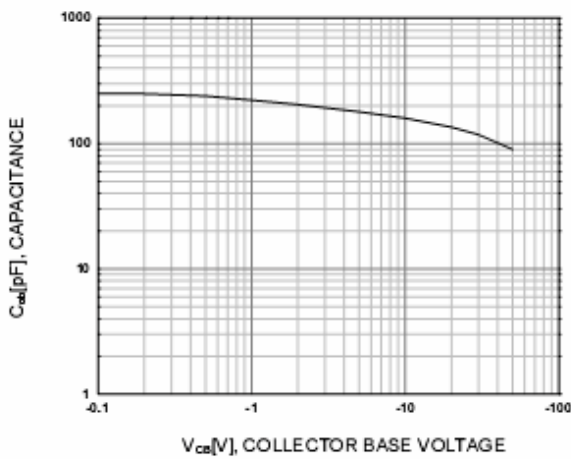


Figure 3. Collector Output Capacitance

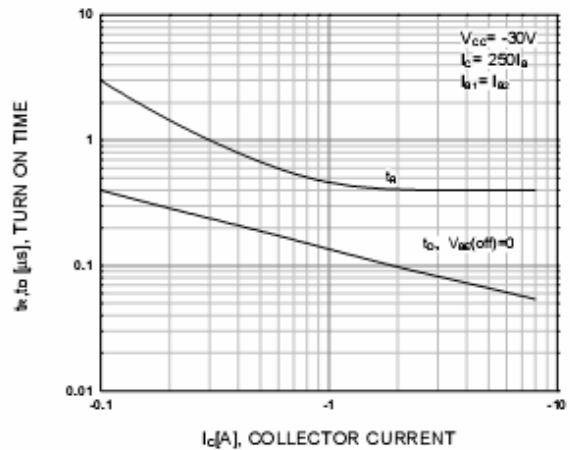


Figure 4. Turn On Time

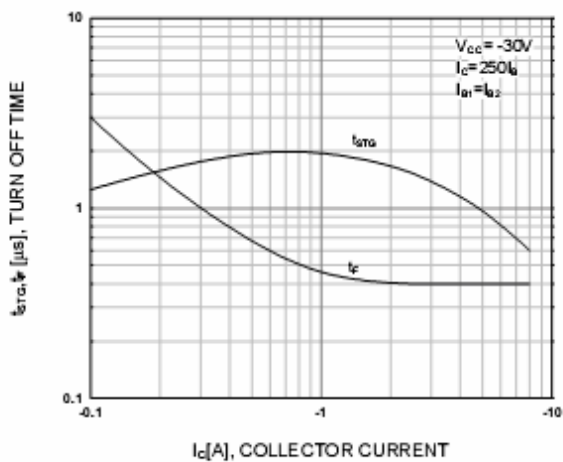


Figure 5. Turn Off Time




Figure 6. Safe Operating Area



Micro Commercial Components

Ordering Information :

Device	Packing
Part Number-TP	Tape&Reel: 2.5Kpcs/Reel

Note : Adding "-HF" suffix for halogen free, eg. Part Number-TP-HF

IMPORTANT NOTICE

Micro Commercial Components Corp. reserves the right to make changes without further notice to any product herein to make corrections, modifications , enhancements , improvements , or other changes . **Micro Commercial Components Corp .** does not assume any liability arising out of the application or use of any product described herein; neither does it convey any license under its patent rights ,nor the rights of others . The user of products in such applications shall assume all risks of such use and will agree to hold **Micro Commercial Components Corp .** and all the companies whose products are represented on our website, harmless against all damages.

LIFE SUPPORT

MCC's products are not authorized for use as critical components in life support devices or systems without the express written approval of Micro Commercial Components Corporation.

CUSTOMER AWARENESS

Counterfeiting of semiconductor parts is a growing problem in the industry. Micro Commercial Components (MCC) is taking strong measures to protect ourselves and our customers from the proliferation of counterfeit parts. MCC strongly encourages customers to purchase MCC parts either directly from MCC or from Authorized MCC Distributors who are listed by country on our web page cited below. Products customers buy either from MCC directly or from Authorized MCC Distributors are genuine parts, have full traceability, meet MCC's quality standards for handling and storage. **MCC will not provide any warranty coverage or other assistance for parts bought from Unauthorized Sources.** MCC is committed to combat this global problem and encourage our customers to do their part in stopping this practice by buying direct or from authorized distributors.

www.mccsemi.com

AMEYA360

Components Supply Platform

Authorized Distribution Brand :



Website :

Welcome to visit www.ameya360.com

Contact Us :

➤ Address :

401 Building No.5, JiuGe Business Center, Lane 2301, Yishan Rd
Minhang District, Shanghai , China

➤ Sales :

Direct +86 (21) 6401-6692

Email amall@ameya360.com

QQ 800077892

Skype [ameyasales1](#) [ameyasales2](#)

➤ Customer Service :

Email service@ameya360.com

➤ Partnership :

Tel +86 (21) 64016692-8333

Email mkt@ameya360.com